



US00D587963S

(12) **United States Design Patent**
Elsener

(10) **Patent No.:** **US D587,963 S**
(45) **Date of Patent:** **** Mar. 10, 2009**

(54) **KITCHEN KNIFE HANDLE**

(75) Inventor: **Carl Elsener**, Ibach (CH)

(73) Assignee: **Victorinox AG** (CH)

(**) Term: **14 Years**

(21) Appl. No.: **29/280,723**

(22) Filed: **Jun. 5, 2007**

(30) **Foreign Application Priority Data**

Dec. 5, 2006 (EP) 000631734-0001

(51) **LOC (9) Cl.** **07-02**

(52) **U.S. Cl.** **D7/395**

(58) **Field of Classification Search** D7/393-395,
D7/401.2, 642-648, 649-652, 696, 381, 688,
D7/693; D8/107, 307, 300, 98, 101; 16/430,
16/110.1; 30/340-344, 147-149; D22/118
See application file for complete search history.

(56) **References Cited**

U.S. PATENT DOCUMENTS

D408,218 S * 4/1999 Thomas D7/401.2
D462,581 S * 9/2002 Parlowski D7/649
D503,308 S * 3/2005 Li D7/401.2
D513,927 S * 1/2006 Chen D7/395
D524,121 S * 7/2006 Loeb D7/649

D538,590 S * 3/2007 Stahl D7/395
D539,082 S * 3/2007 Molayem D7/393
D539,083 S * 3/2007 Molayem D7/393
D551,518 S * 9/2007 Leuze D7/649

* cited by examiner

Primary Examiner—Holly H Baynham

Assistant Examiner—Cynthia M Chin

(74) *Attorney, Agent, or Firm*—Lerner, David, Littenberg,
Krumholz & Mentlik, LLP

(57) **CLAIM**

The ornamental design for a kitchen knife handle, as shown
and described.

DESCRIPTION

FIG. 1 depicts an upward left side view of my design for a
kitchen knife handle;

FIG. 2 depicts a right side view thereof;

FIG. 3 depicts a downward right side perspective view
thereof;

FIG. 4 depicts a front view thereof;

FIG. 5 depicts a rear view thereof;

FIG. 6 depicts a top blade side view thereof; and,

FIG. 7 depicts a bottom end view thereof.

1 Claim, 2 Drawing Sheets

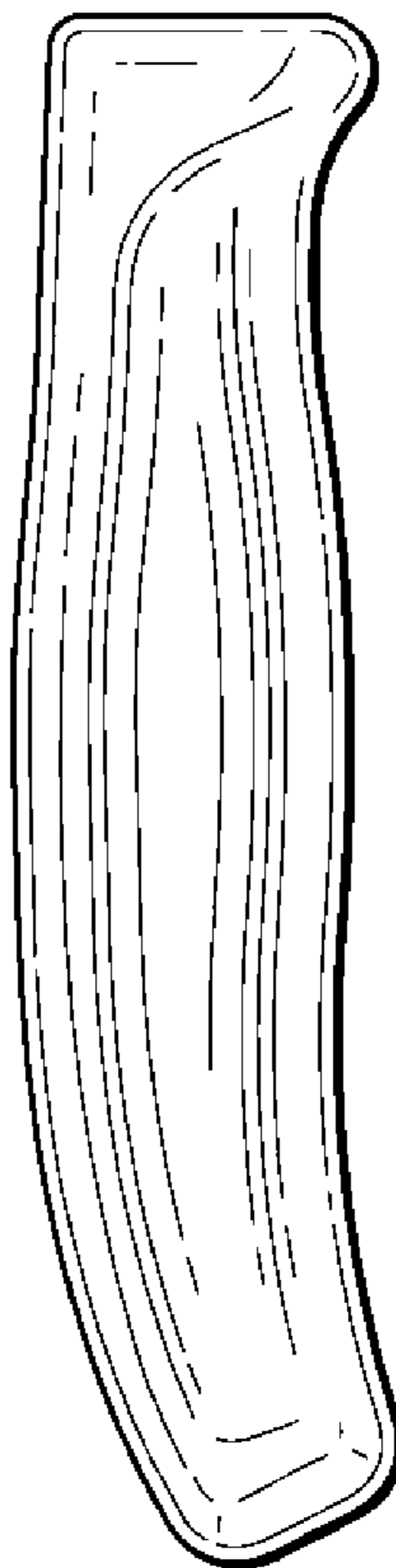


FIG. 1




FIG. 2

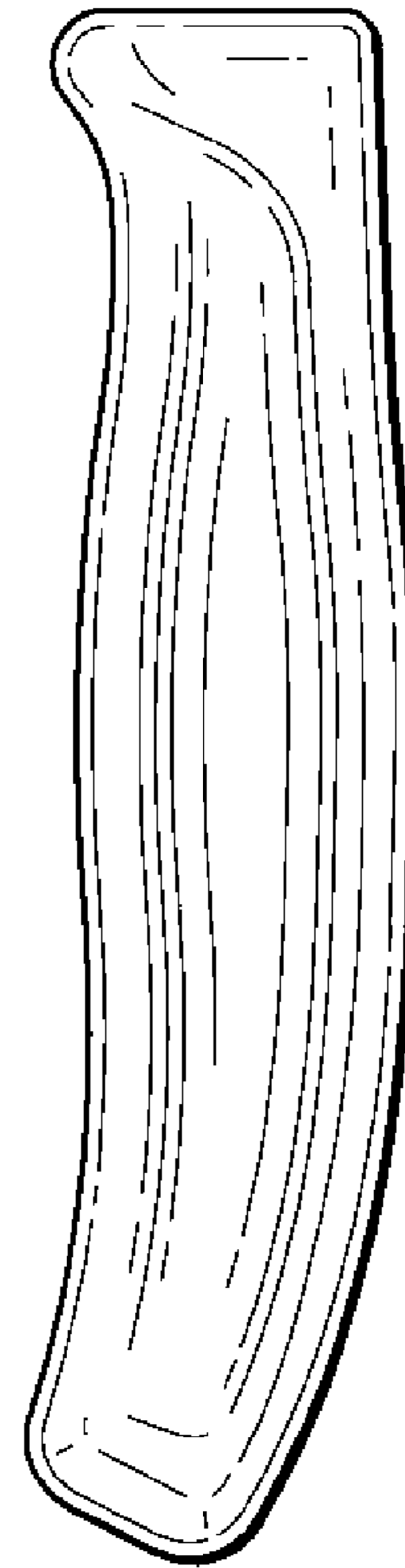


FIG. 3




FIG. 4

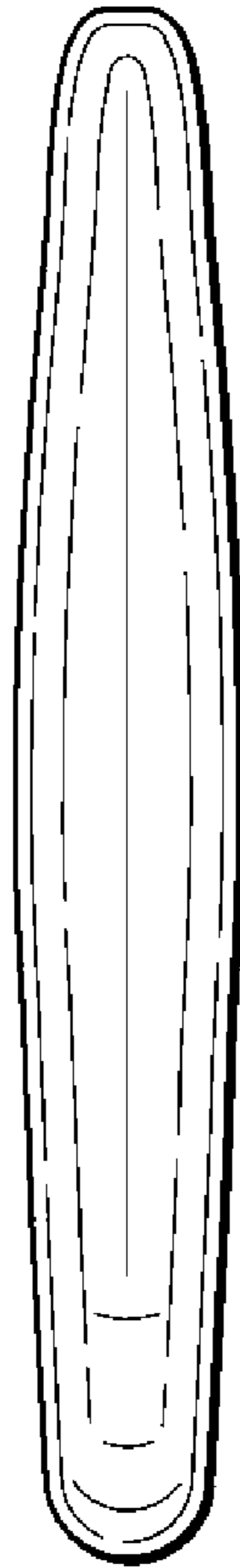


FIG. 5

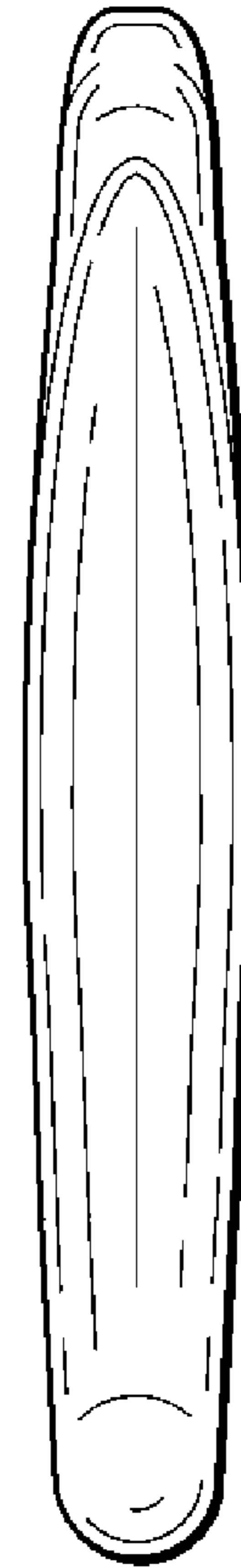


FIG. 6



FIG. 7

