



US00D587941S

(12) **United States Design Patent**
Singh

(10) **Patent No.:** **US D587,941 S**
(45) **Date of Patent:** **** Mar. 10, 2009**

(54) **FURNITURE SUPPORT**

(75) Inventor: **Manish Singh**, Naperville, IL (US)

(73) Assignee: **ABM Group, Inc.**, Naperville, IL (US)

(**) Term: **14 Years**

(21) Appl. No.: **29/288,640**

(22) Filed: **Jun. 18, 2007**

(51) **LOC (9) Cl.** **06-04**

(52) **U.S. Cl.** **D6/495**

(58) **Field of Classification Search** D6/495,
D6/499, 449, 480, 484, 486-487; D34/27;
108/153.1, 155, 156, 157.1, 161; 248/188,
248/188.1, 188.7

See application file for complete search history.

(56) **References Cited**

U.S. PATENT DOCUMENTS

D32,857 S *	6/1900	Peet	D23/308
D278,676 S *	5/1985	DeAre	D7/559
D293,987 S *	2/1988	Raferty	D6/499
D307,566 S *	5/1990	Pierce	D11/164
D341,856 S *	11/1993	Silverman	D21/311
D383,553 S *	9/1997	Snyders	D25/126
D386,102 S *	11/1997	Manneschi	D10/106
D471,096 S *	3/2003	Thorne et al.	D9/641
D476,644 S *	7/2003	Manneschi	D14/222
D530,444 S *	10/2006	Girard	D26/153
D549,015 S *	8/2007	Petrick et al.	D6/498

D556,362 S *	11/2007	Pfund et al.	D26/94
D565,870 S *	4/2008	Thompson	D6/495
D571,652 S *	6/2008	Zhang	D8/402
D577,931 S *	10/2008	Thompson	D6/495

* cited by examiner

Primary Examiner—Elizabeth A Albert
Assistant Examiner—Kelley A Donnelly

(57) **CLAIM**

The ornamental design for a furniture support, as shown and described.

DESCRIPTION

The furniture support is intended for use with tables, dressers and the like and is designed to support a table top or shelf upon which items can be placed.

FIG. 1 is a perspective view of the furniture support;

FIG. 2 is a side elevational view of the support shown in FIG. 1;

FIG. 3 is a left end view of the support shown in FIG. 2;

FIG. 4 is a right end view of the support shown in FIG. 2; and,

FIG. 5 is a front elevational view of the furniture support in FIG. 1 in use with a table.

The broken lines are for environmental purposes only and form no part of the claimed design.

The phantom lines shown in the figures are for illustrative purposes only and form no part of the claimed design.

1 Claim, 2 Drawing Sheets

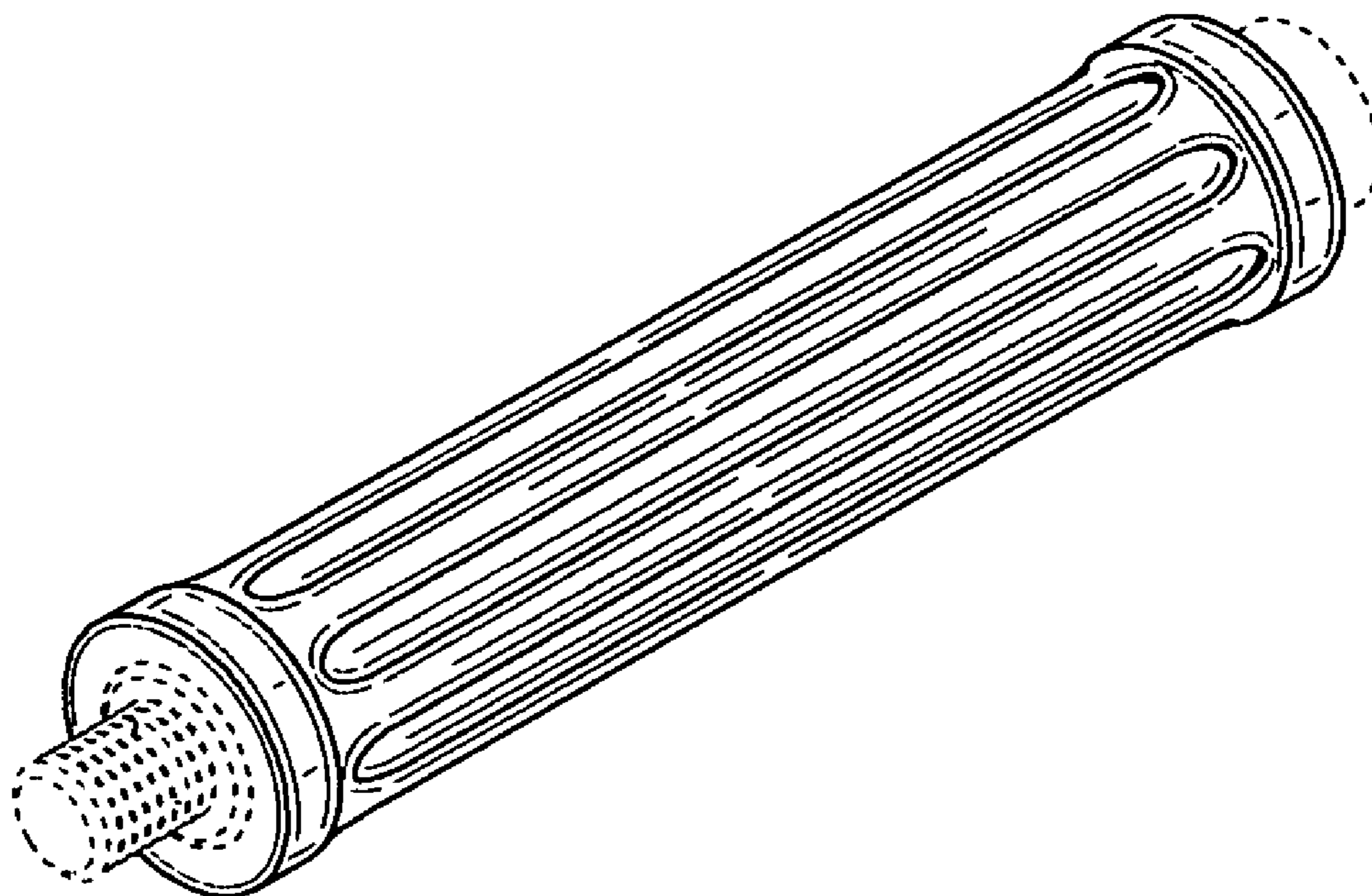


FIG. 1

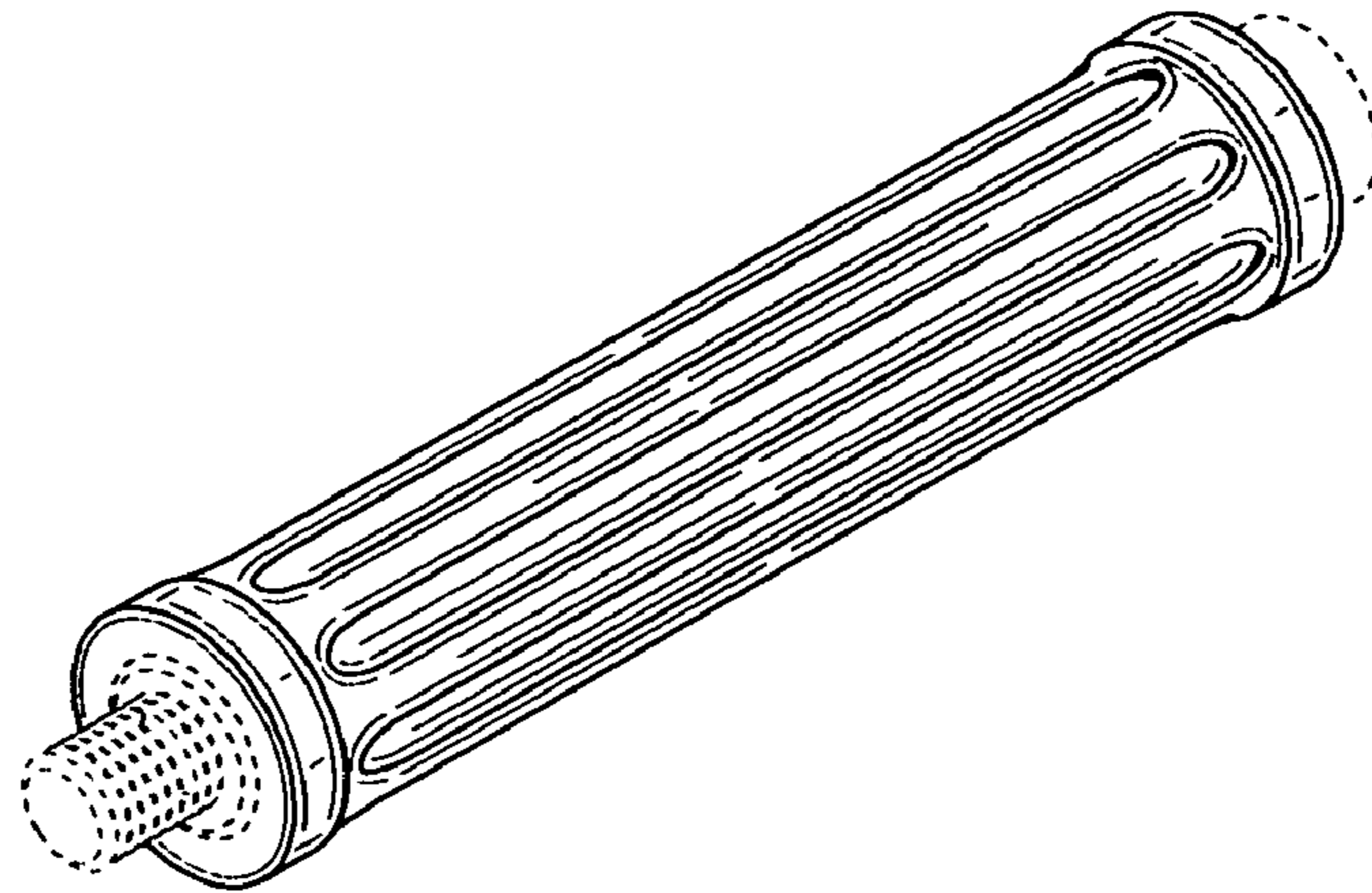


FIG. 2




FIG. 3

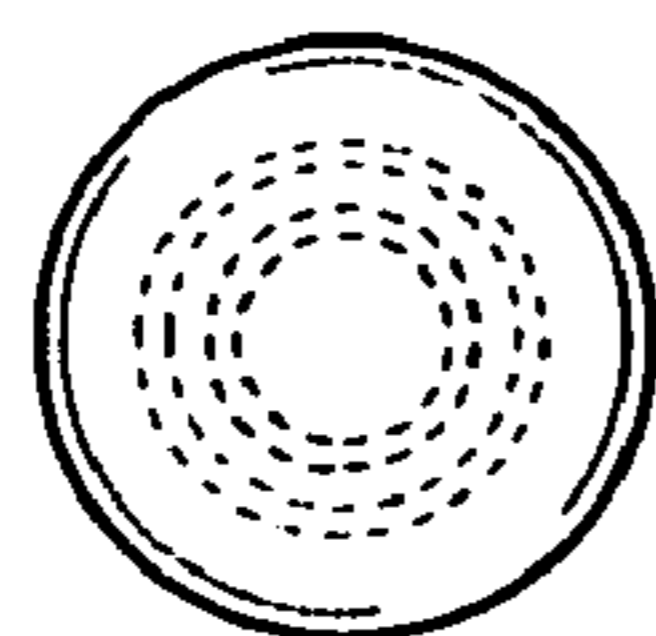


FIG. 4

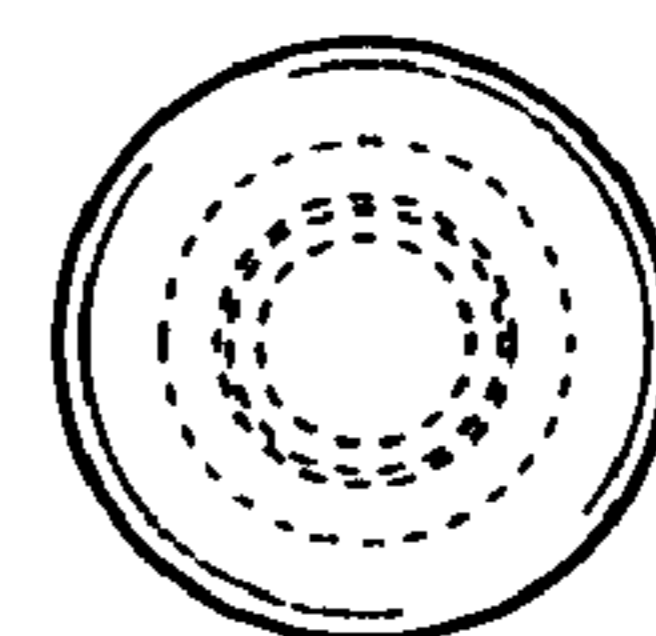


FIG. 5

