



US00D587933S

(12) **United States Design Patent**
Semrau et al.

(10) **Patent No.:** **US D587,933 S**
(45) **Date of Patent:** **** Mar. 10, 2009**

(54) **CHEST OF BLOCKS WITH INTERCHANGEABLE DECORATIVE FRONTS**

(76) Inventors: **Charlotte Semrau**, 3700 Alex Ct., McKinney, TX (US) 75050; **Amanda Richter**, 2213 McClendon Dr., Rochwall, TX (US) 75032

(**) Term: **14 Years**

(21) Appl. No.: **29/301,352**

(22) Filed: **Feb. 25, 2008**

(51) **LOC (9) Cl.** **06-04**

(52) **U.S. Cl.** **D6/446**

(58) **Field of Classification Search** D6/432, D6/436-448, 470-472; 312/107, 114, 117, 312/119, 122, 138.1, 204, 224, 234, 234.5, 312/237, 257.1, 330.1

See application file for complete search history.

(56) **References Cited**

U.S. PATENT DOCUMENTS

D25,732 S *	6/1896	Warren	D6/446
565,779 A *	8/1896	Murray	312/119
633,318 A *	9/1899	Horle	312/330.1
846,881 A *	3/1907	Walton	312/107
D45,934 S *	6/1914	Haverfield	D6/438
D189,324 S *	11/1960	Garth	D6/445
D202,902 S *	11/1965	Radossevich	D6/446
4,279,453 A	7/1981	Haas		
4,378,137 A	3/1983	Gibson		
4,880,284 A	11/1989	Dickson et al.		
5,176,435 A	1/1993	Pipkens		

D339,253 S *	9/1993	Garnick et al.	D6/446
D361,911 S *	9/1995	Tatum et al.	D6/446
D379,631 S *	6/1997	Odom	D6/446
D389,669 S *	1/1998	Paus	D6/445
D421,863 S *	3/2000	Tetreault et al.	D6/515
6,129,432 A	10/2000	Pollard		
D440,789 S	4/2001	Tabbia		
6,733,095 B1 *	5/2004	Rieb	312/122
D511,054 S	11/2005	Katz et al.		
D511,907 S	11/2005	Prillaman et al.		

* cited by examiner

Primary Examiner—Mimosa De

(74) *Attorney, Agent, or Firm*—Robert C. Montgomery; Eugene A. Vittone, II

(57) **CLAIM**

The ornamental design for a chest of blocks with interchangeable decorative fronts, as shown and described.

DESCRIPTION

FIG. 1 is a perspective view of a chest of blocks with interchangeable decorative fronts, illustrating a drawer in a state of maneuverability and a unitary decorative front in a state of removal, as shown and described;

FIG. 2 is a front view of said chest of blocks with interchangeable decorative fronts;

FIG. 3 is a rear view thereof;

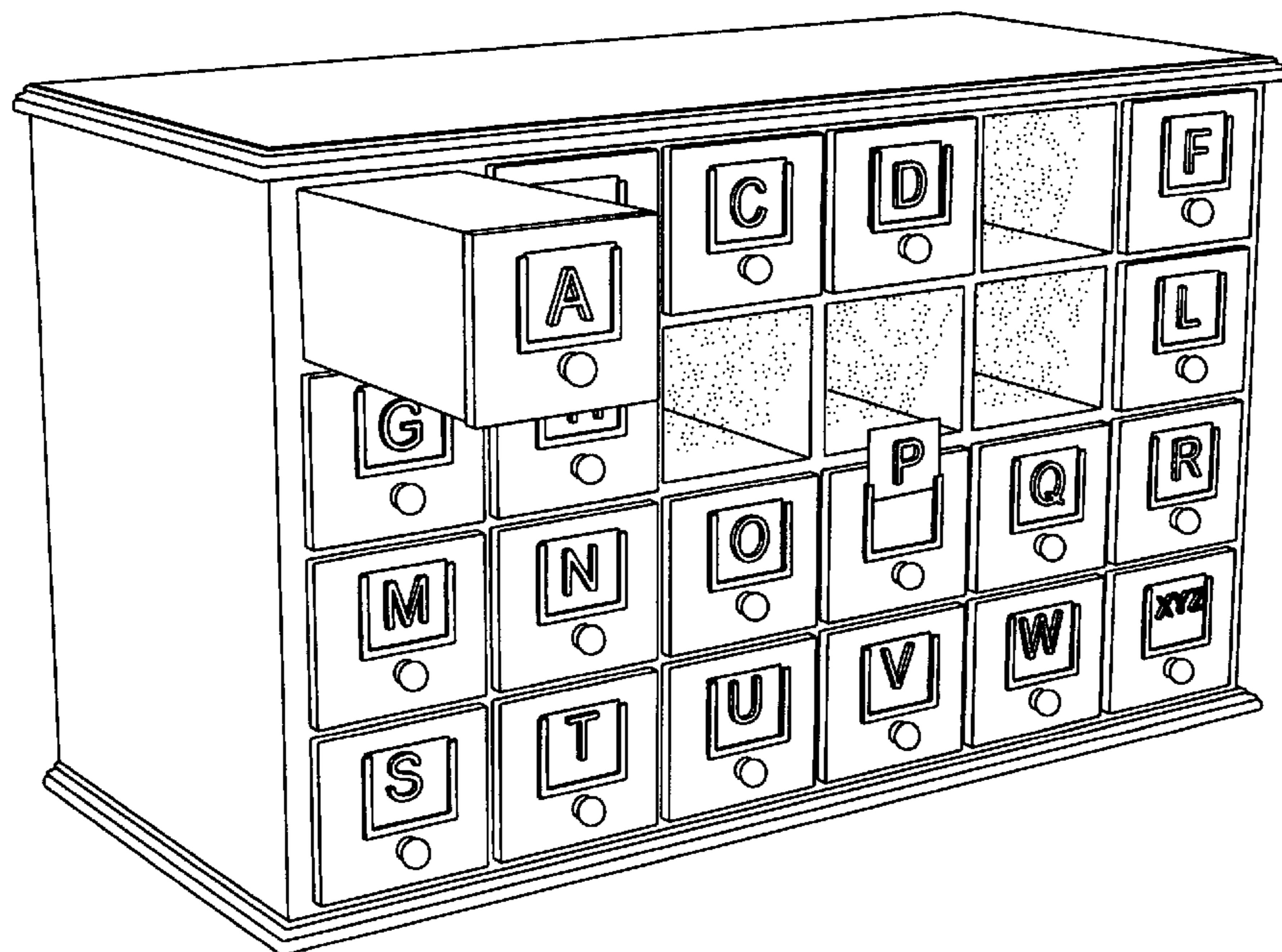
FIG. 4 is a left side view thereof;

FIG. 5 is a right side view thereof;

FIG. 6 is a top view thereof; and,

FIG. 7 is a bottom view thereof.

1 Claim, 7 Drawing Sheets



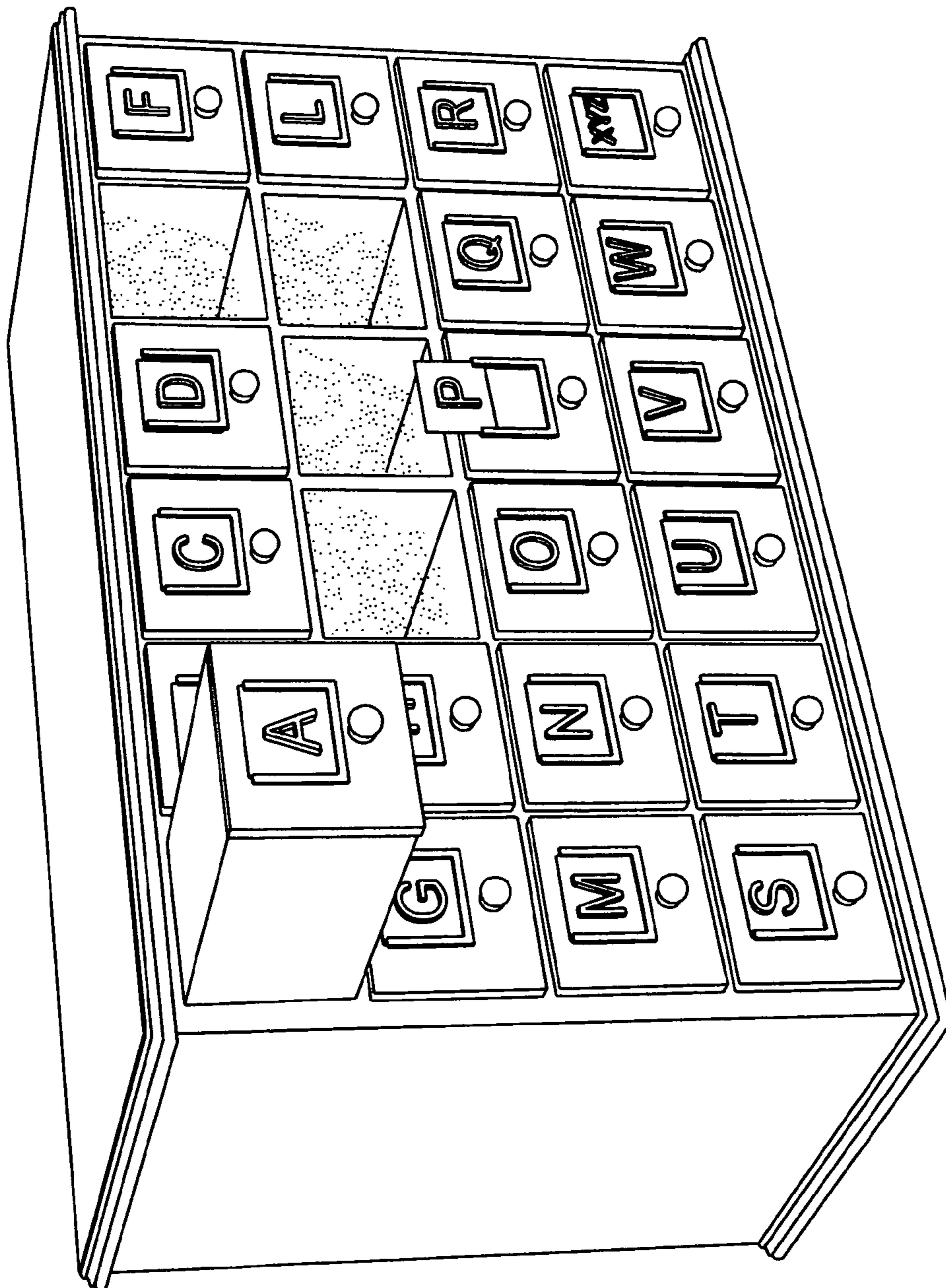


Fig. 1




Fig. 2




Fig. 3




Fig. 4

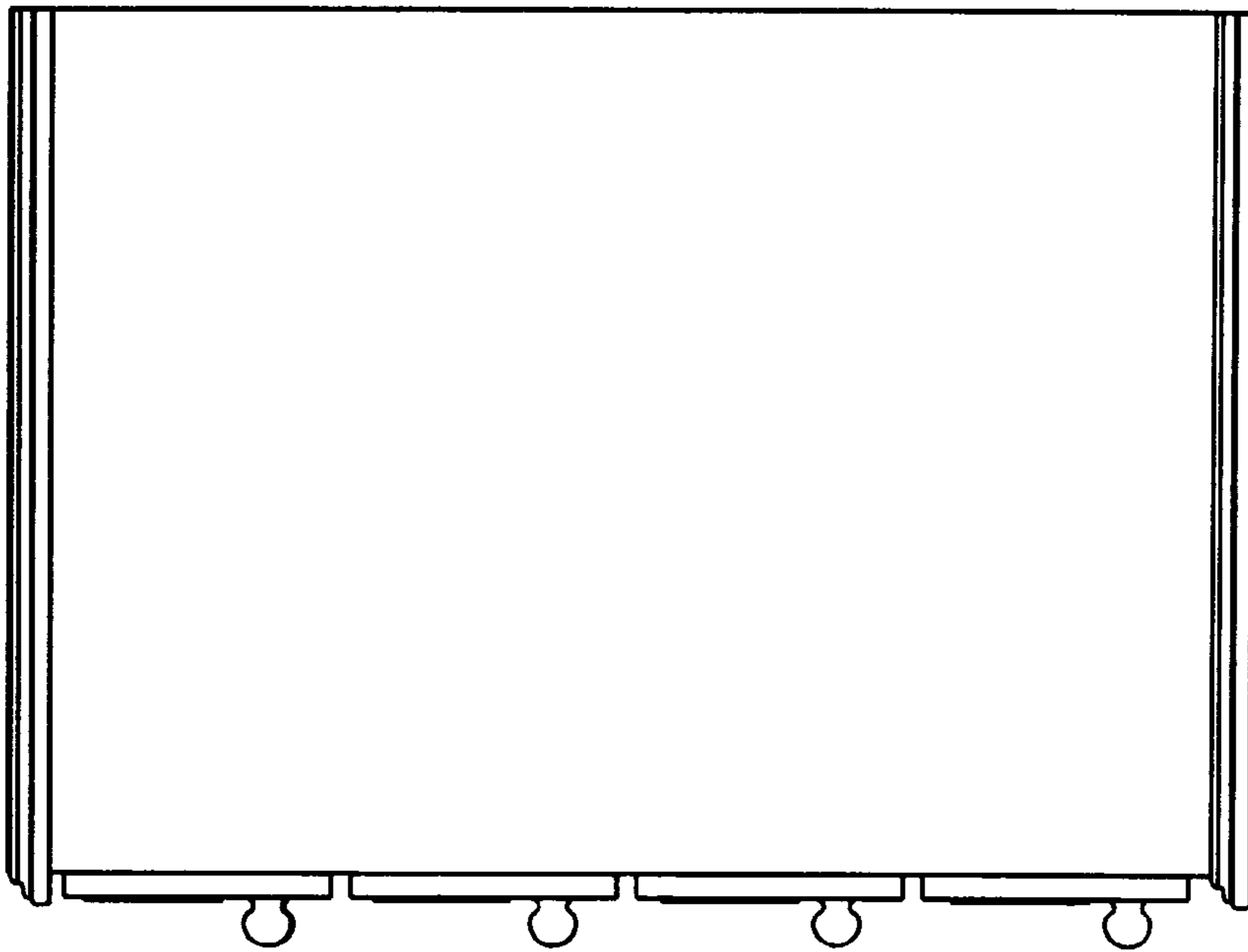


Fig. 5

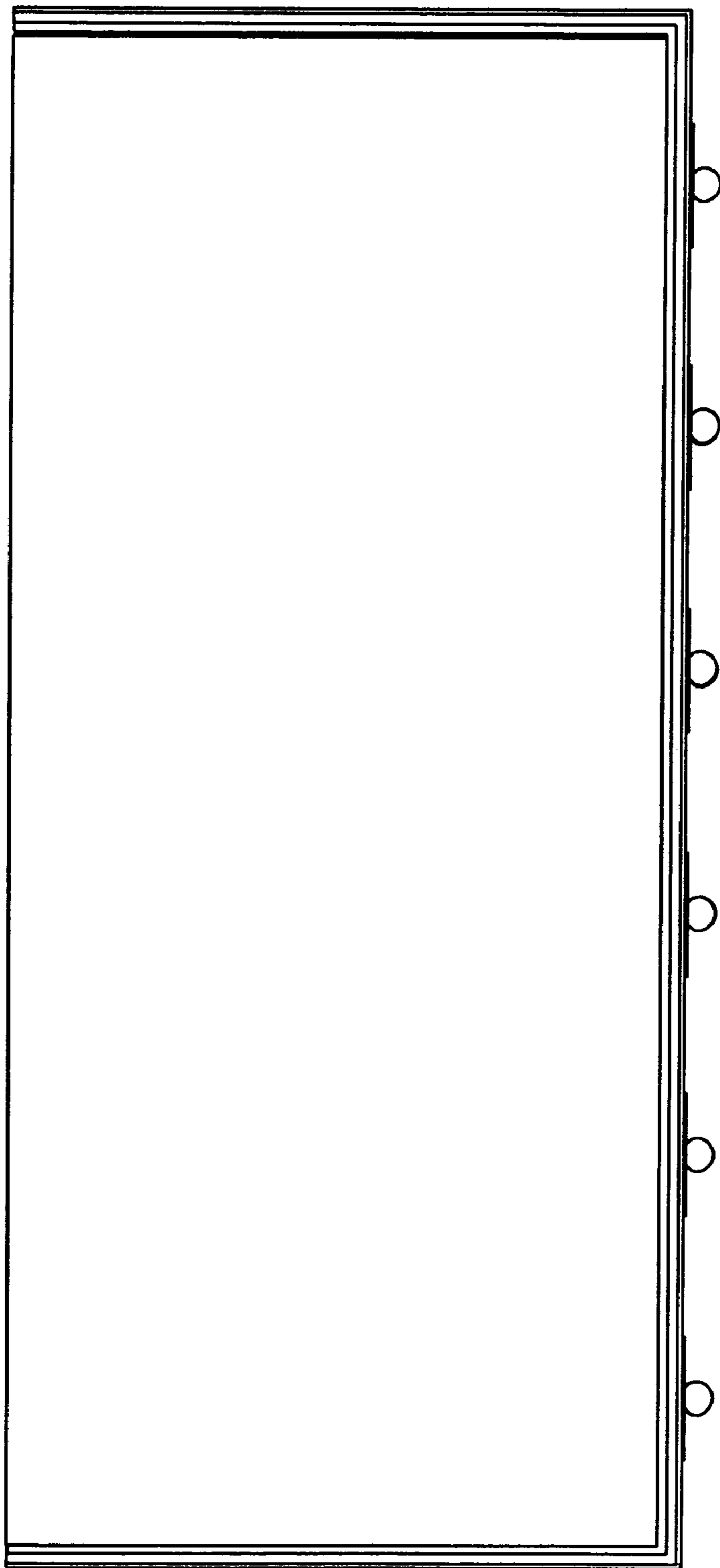


Fig. 6




Fig. 7