



US00D587931S

(12) **United States Design Patent**  
**Domack et al.**

(10) **Patent No.:** **US D587,931 S**  
(45) **Date of Patent:** **\*\* Mar. 10, 2009**

(54) **DRESSER**  
(75) Inventors: **Randy D. Domack**, Trempealeau, WI (US); **Terry A. Everson**, Blair, WI (US)

D527,546 S 9/2006 Mohundro  
D529,310 S 10/2006 Schmitt  
D557,933 S 12/2007 Thompson

(73) Assignee: **Ashley Furniture Industries, Inc.**, Arcadia, WI (US)

(\*\*) Term: **14 Years**

(21) Appl. No.: **29/296,001**

(22) Filed: **Oct. 11, 2007**

(51) **LOC (9) Cl.** ..... **06-04**

(52) **U.S. Cl.** ..... **D6/445**

(58) **Field of Classification Search** ..... D6/432,  
D6/436-448, 470-472; 312/114, 138.1,  
312/204, 224, 237, 257.1, 278, 279

See application file for complete search history.

(56) **References Cited**

**U.S. PATENT DOCUMENTS**

D258,331 S	2/1981	Brown	
D371,257 S *	7/1996	Paus	D6/445
D371,693 S *	7/1996	Paus	D6/446
D378,032 S	2/1997	Rosebrock	
D433,845 S *	11/2000	Wilson et al.	D6/446
D459,111 S	6/2002	Tobin, Jr.	
D487,548 S	3/2004	Schmitt	
D499,580 S	12/2004	Mohundro	
D499,902 S *	12/2004	Mohundro	D6/446
D500,217 S *	12/2004	Mohundro	D6/446
D503,565 S	4/2005	Mohundro	
D503,566 S	4/2005	Mohundro	
D509,682 S *	9/2005	Rozenboom	D6/445
D510,207 S	10/2005	Katz et al.	
D511,052 S *	11/2005	Katz et al.	D6/441
D511,907 S	11/2005	Prillaman et al.	
D512,247 S *	12/2005	Prillaman et al.	D6/446
D513,372 S *	1/2006	Rozenboom	D6/446
D525,048 S	7/2006	Mohundro	

**OTHER PUBLICATIONS**

A.R.T. Furniture-A/A.R.T. Furniture—B, unknown photographs of dressers, prior to Oct. 11, 2007.

Essence B225-31-36-46-65-64-98-92, Ashley Furniture Industries, Inc., Product Photography Catalog, vol. 5, Series, Spring 2003, p. 51.  
Prairie Roads B309-31-36-46-57-54-96-92, Ashley Furniture Industries, Inc., Product Photography Catalog, vol. 5, Series, Spring 2003, p. 64.

\* cited by examiner

*Primary Examiner*—Mimosa De

(74) *Attorney, Agent, or Firm*—Patterson, Thuente, Skaar & Christensen, P.A.

(57) **CLAIM**

We claim the ornamental design for dresser, as shown and described.

**DESCRIPTION**

FIG. 1 is a front-corner perspective view of a dresser of the invention. The view from the adjacent front corner is a mirror image thereto.

FIG. 2 is a front elevational view of a dresser of the invention.


FIG. 3 is a side elevational view of a dresser of the invention. The view from the opposite side is a mirror image thereto; and,

FIG. 4 is a top plan view of a dresser of the invention.

The portions of the figures shown in dashed lines are for illustrative purposes only and form no part of the claimed invention.

The backside of the dresser is not shown and no part thereof is claimed as part of the invention.

**1 Claim, 2 Drawing Sheets**



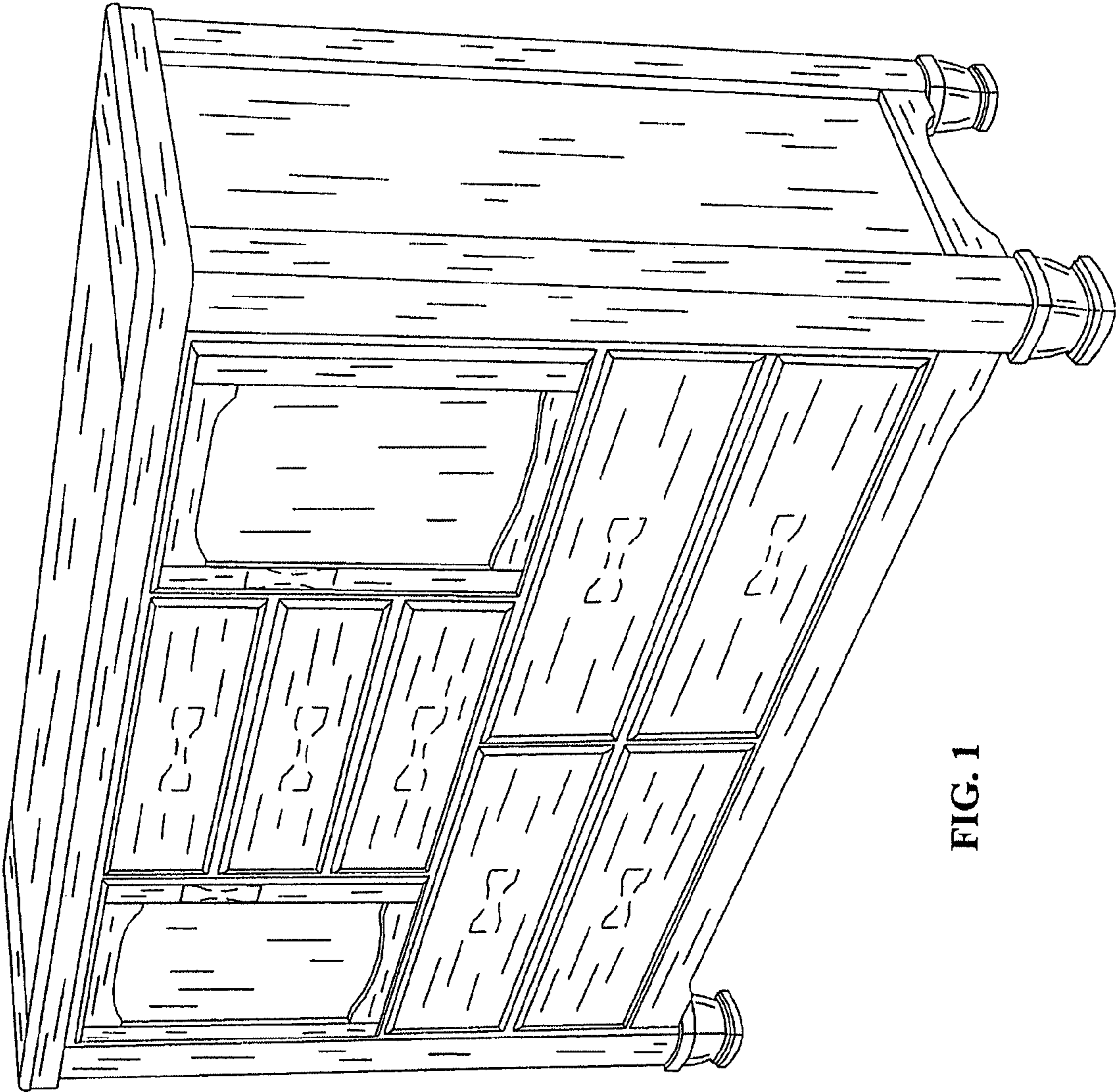


FIG. 1




FIG. 4

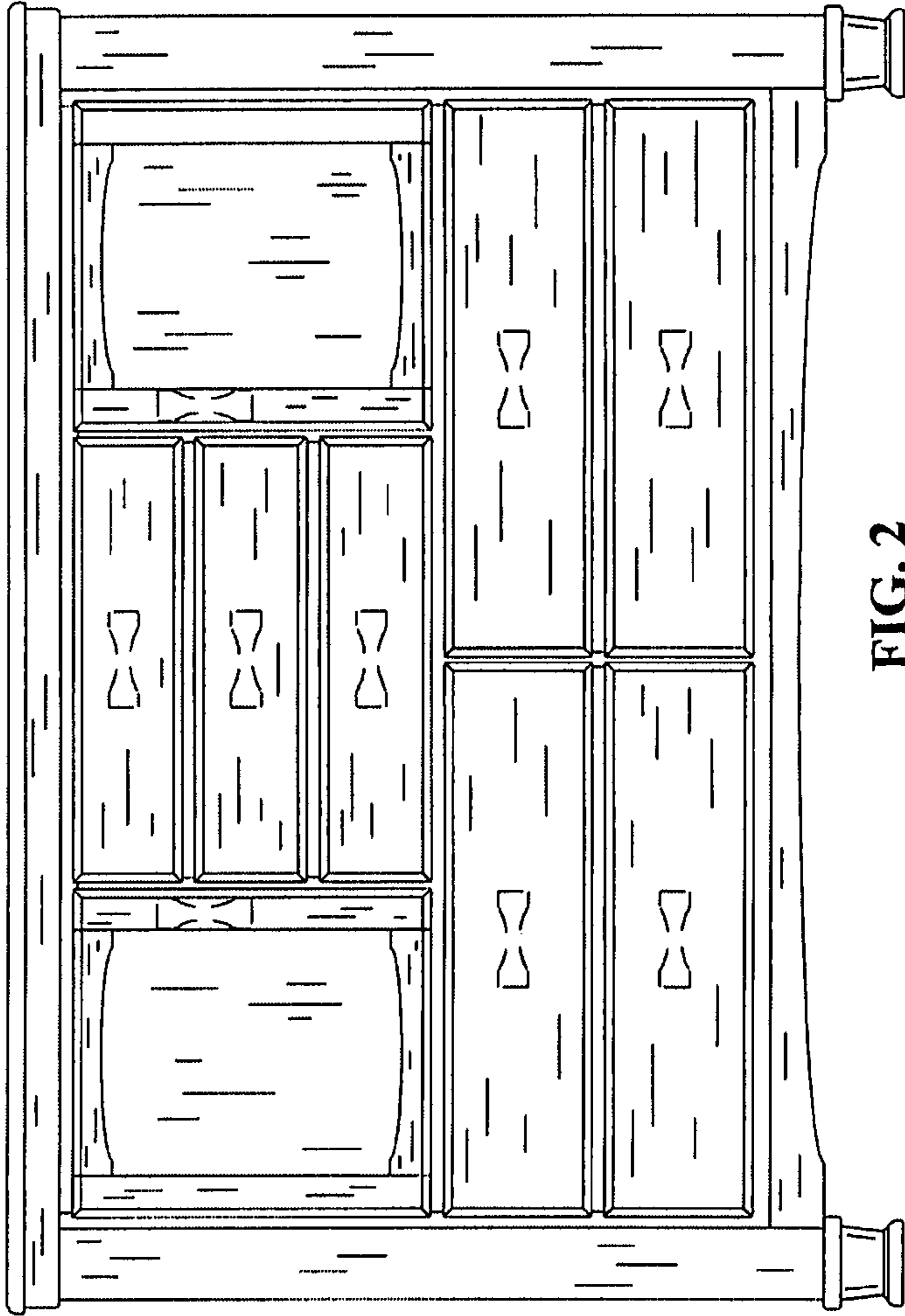


FIG. 2

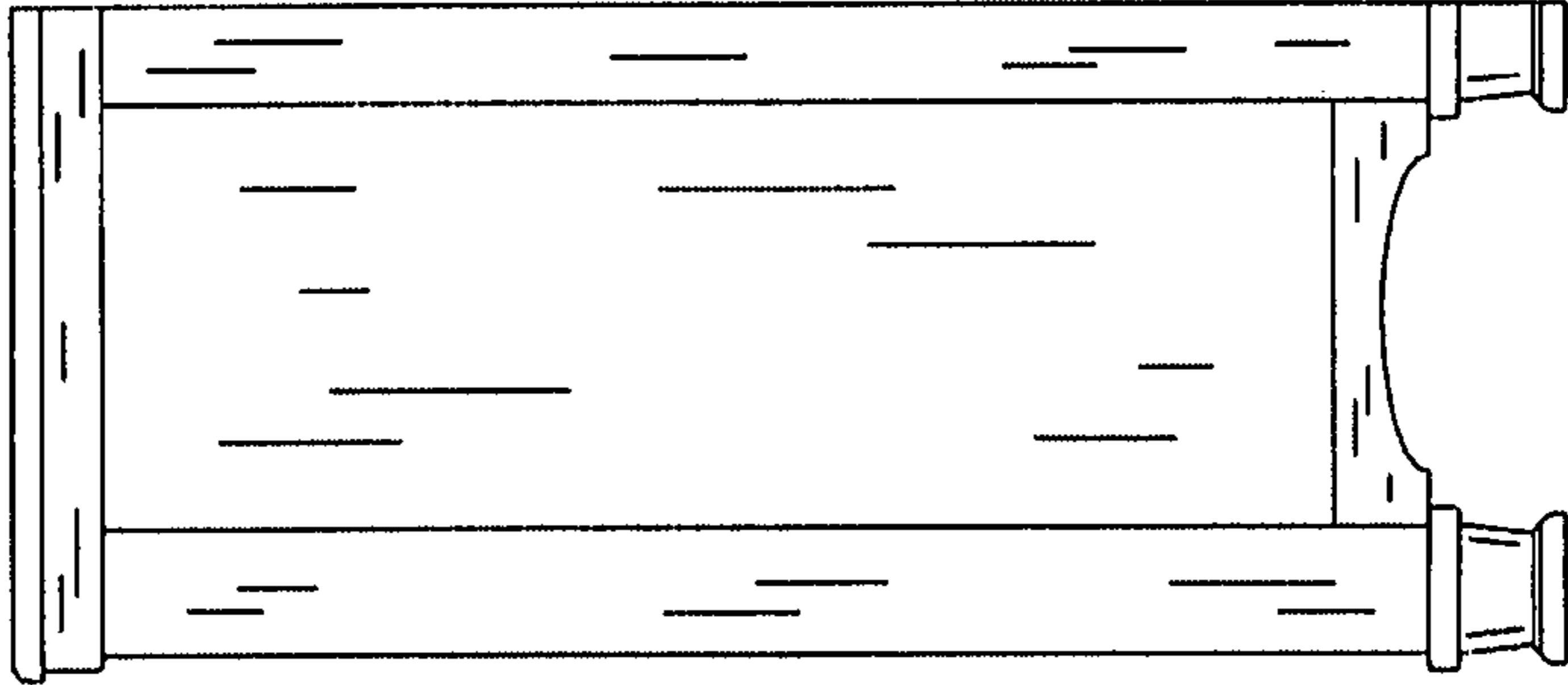


FIG. 3