



US00D587923S

(12) **United States Design Patent**  
**Woods**

(10) **Patent No.:** **US D587,923 S**  
(45) **Date of Patent:** **\*\* Mar. 10, 2009**

- (54) **DESK**
- (75) Inventor: **Donald Woods**, Celestine, IN (US)
- (73) Assignee: **Kimball International, Inc.**, Jasper, IN (US)
- (\*\*) Term: **14 Years**
- (21) Appl. No.: **29/320,772**
- (22) Filed: **Jul. 3, 2008**

- 4,163,592 A 8/1979 Nelson
- D294,544 S 3/1988 Kyle
- D304,653 S 11/1989 Diekman
- D324,145 S 2/1992 Diffrient
- D324,963 S 3/1992 Lacour
- D334,851 S 4/1993 Lacour
- D336,794 S 6/1993 Braun
- D343,308 S 1/1994 Stephens
- D358,275 S 5/1995 Tatum et al.
- D358,276 S 5/1995 Tatum et al.
- D359,634 S 6/1995 Diekman
- D377,723 S 2/1997 Schacht
- 6,082,840 A 7/2000 Chau et al.

**Related U.S. Application Data**

- (62) Division of application No. 29/280,555, filed on May 31, 2007, now Pat. No. Des. 575,549.

\* cited by examiner

*Primary Examiner*—Janice E Seeger  
(74) *Attorney, Agent, or Firm*—Baker & Daniels LLP

- (51) **LOC (9) Cl.** ..... **06-03**
- (52) **U.S. Cl.** ..... **D6/422**
- (58) **Field of Classification Search** ..... D6/422-428, D6/397, 429-431; 108/50.01, 50.02, 33, 108/34, 115, 38; 312/194-196, 239  
See application file for complete search history.

(57) **CLAIM**

The ornamental design for a desk, as shown and described.

**DESCRIPTION**

FIG. 1 is a front perspective view of a desk of my new design;  
FIG. 2 is a front view thereof;  
FIG. 3 is a rear view thereof  
FIG. 4 is a left side view thereof;  
FIG. 5 is a right side view thereof; and,  
FIG. 6 is a top view thereof.

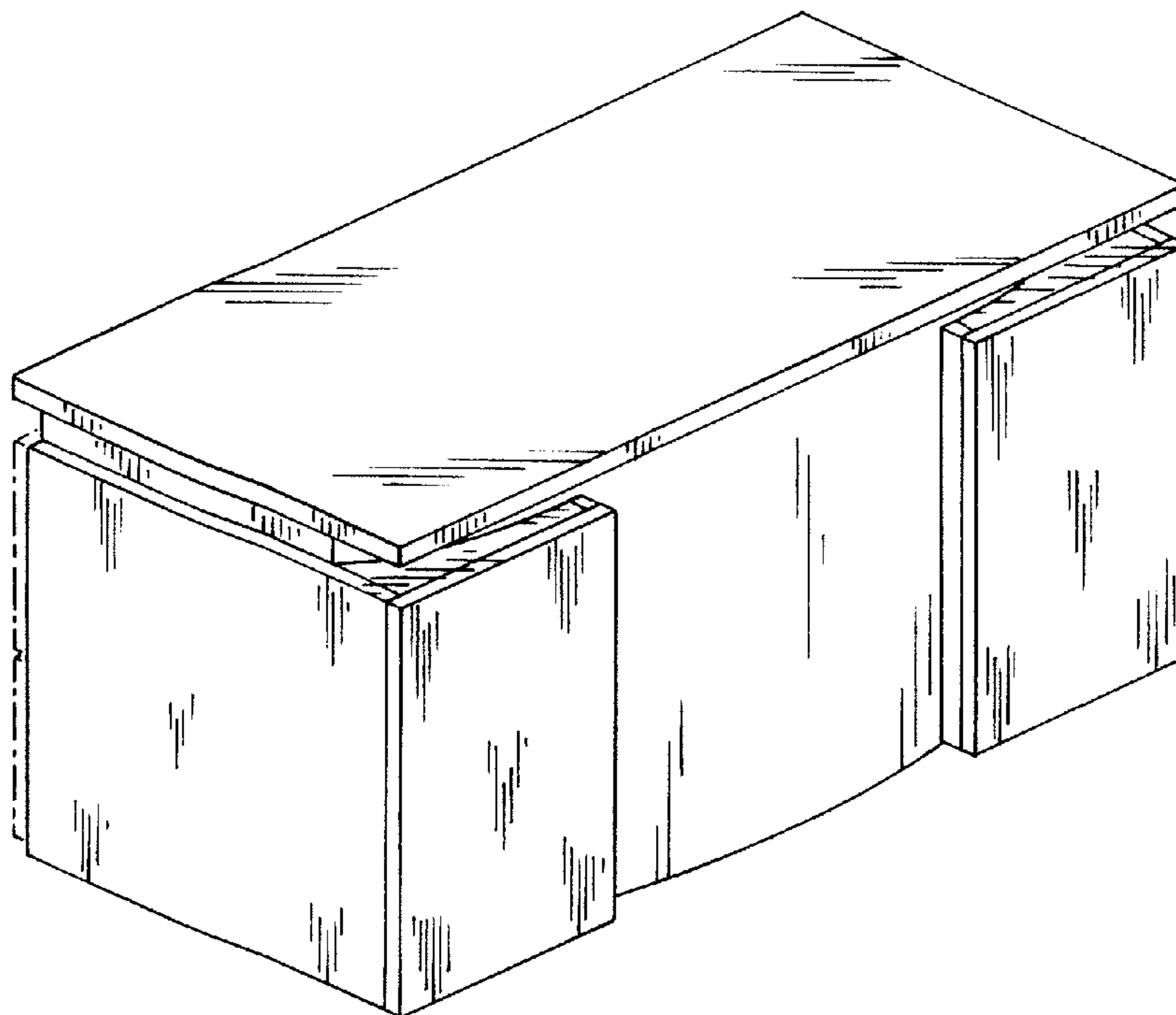
The broken lines are for environmental purposes only and form no part of the claimed design.

(56) **References Cited**

**U.S. PATENT DOCUMENTS**

- D101,848 S 11/1936 Bate
- D141,355 S 5/1945 Brandenburger
- D141,356 S 5/1945 Brandenburger
- D167,188 S 7/1952 Blazey
- D193,518 S \* 9/1962 Denton ..... D6/422
- D203,195 S 12/1965 Hughes, Jr.
- D207,712 S 5/1967 Sullivan
- D251,646 S \* 4/1979 Walsh ..... D6/422

**1 Claim, 2 Drawing Sheets**



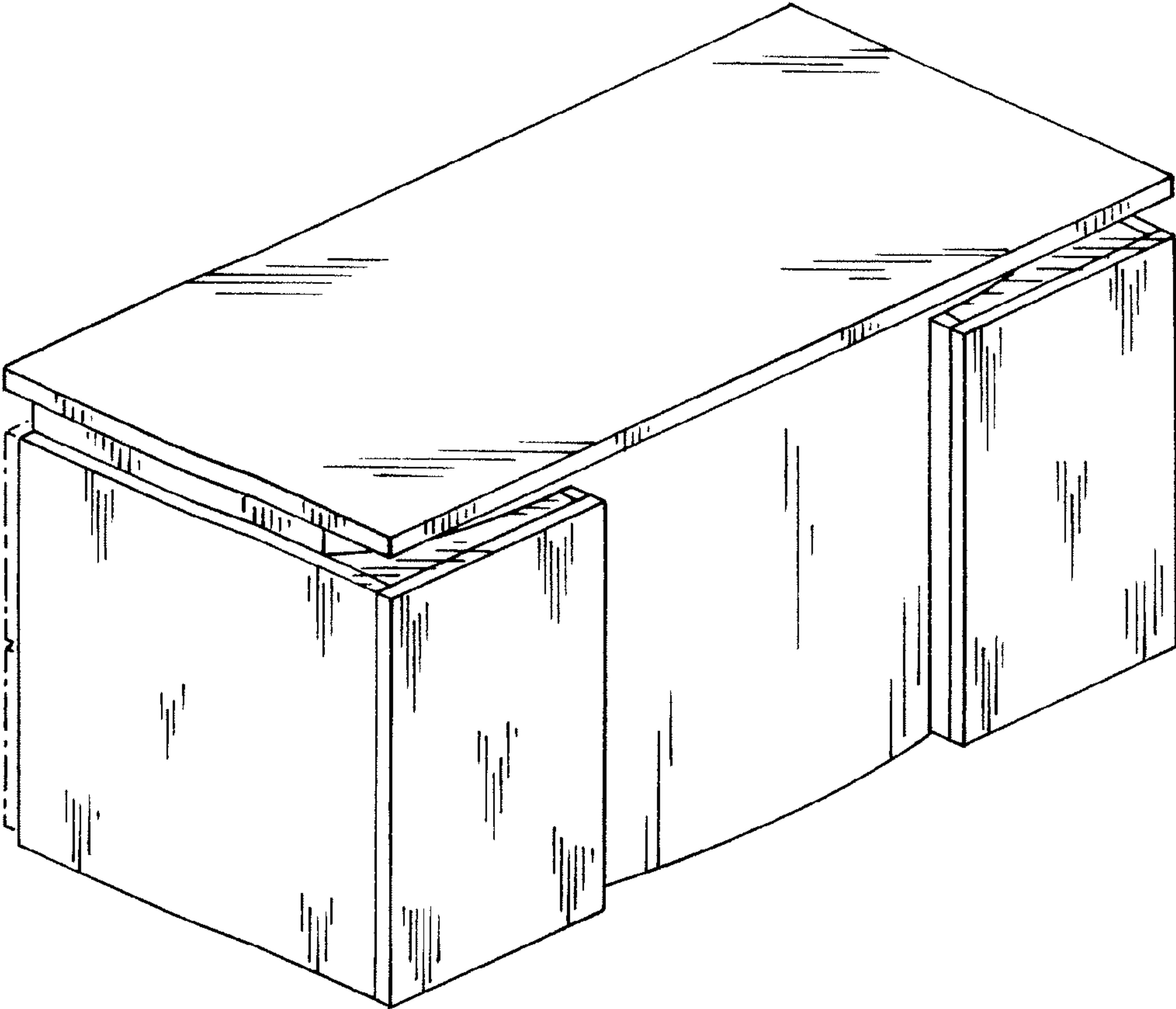


FIG. 1

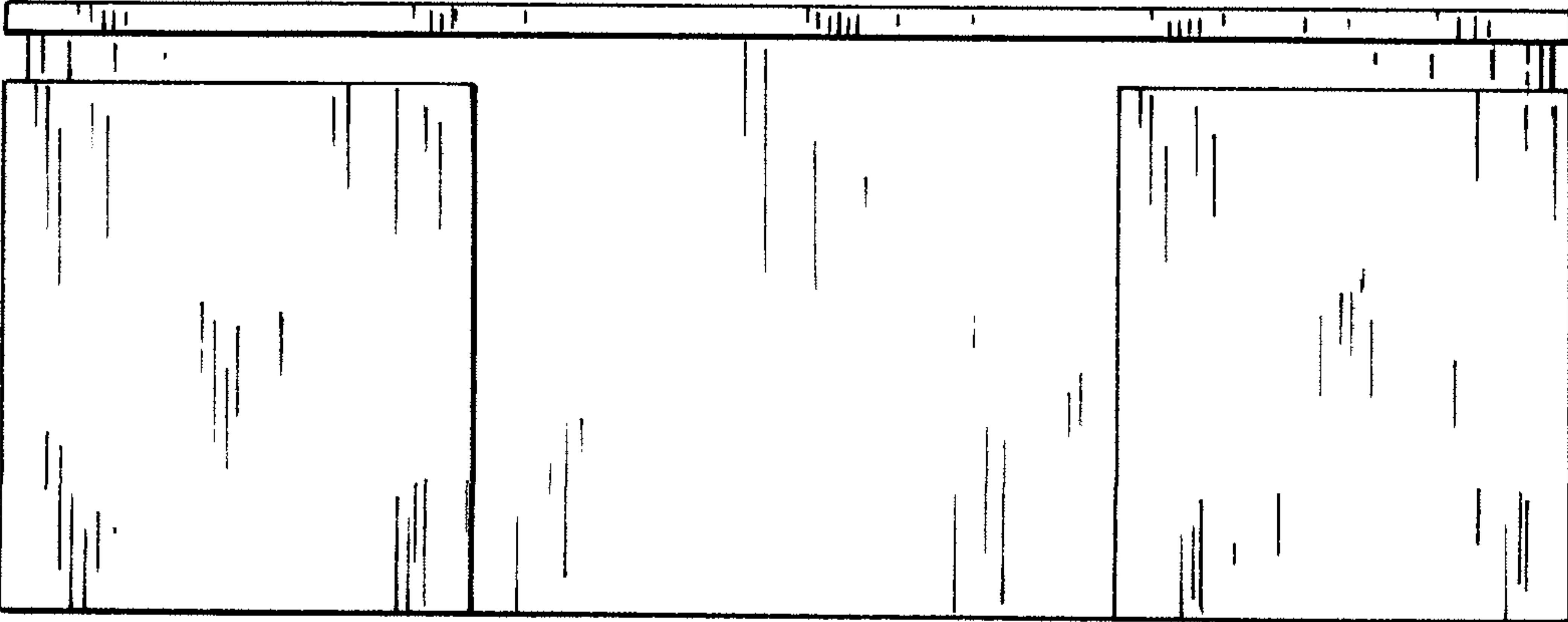


FIG. 2




FIG. 3

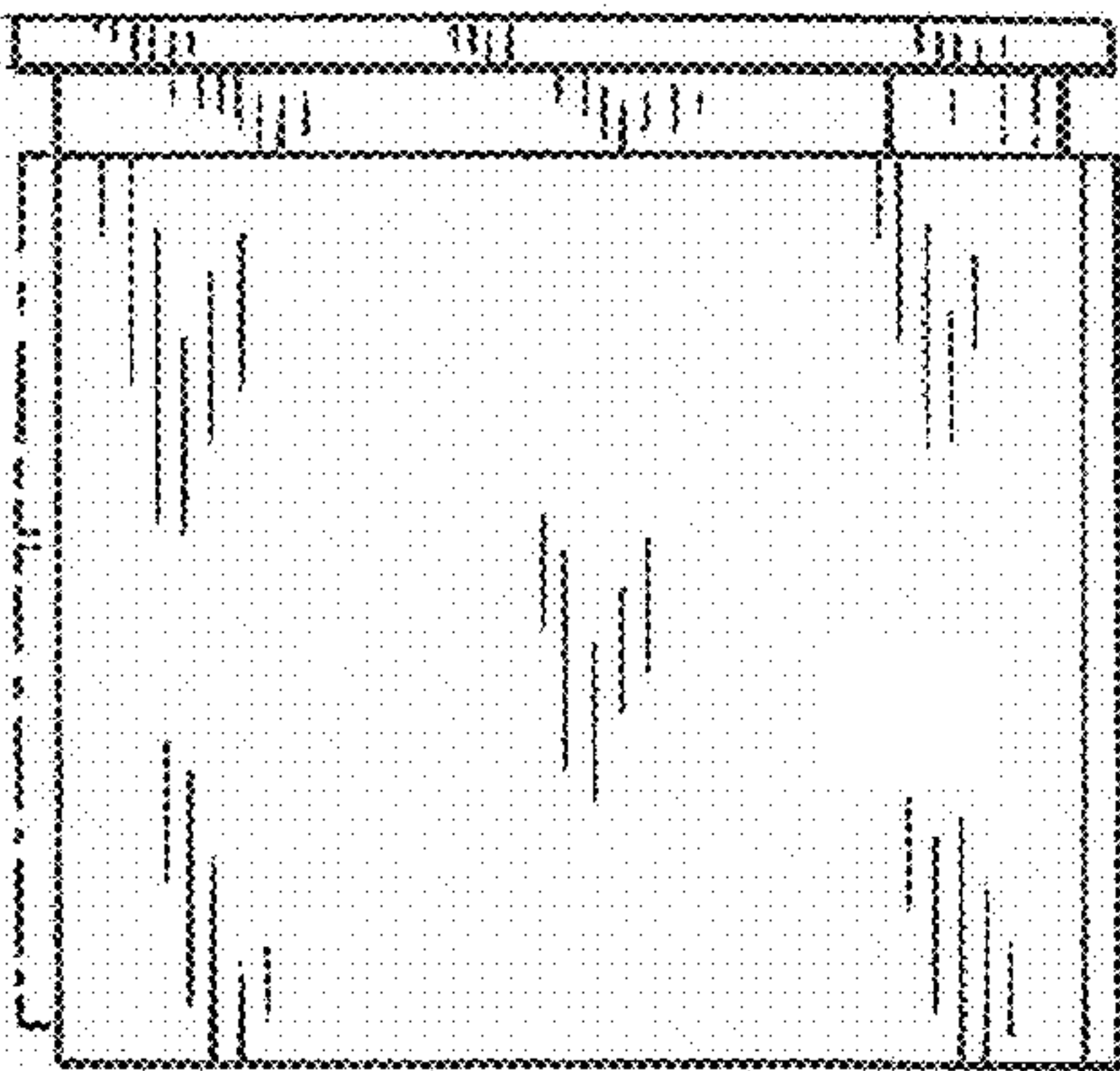


FIG. 4

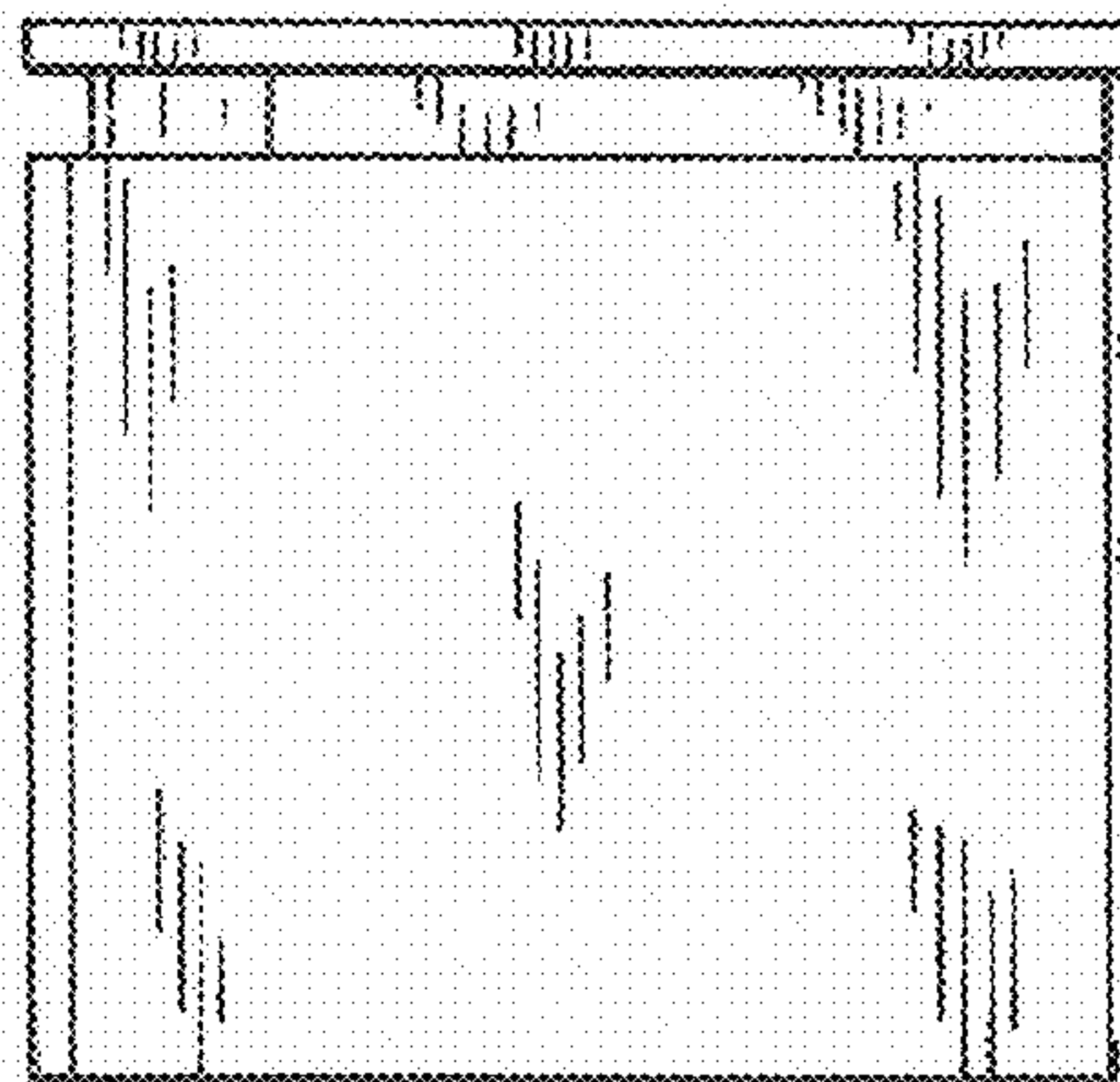


FIG. 5

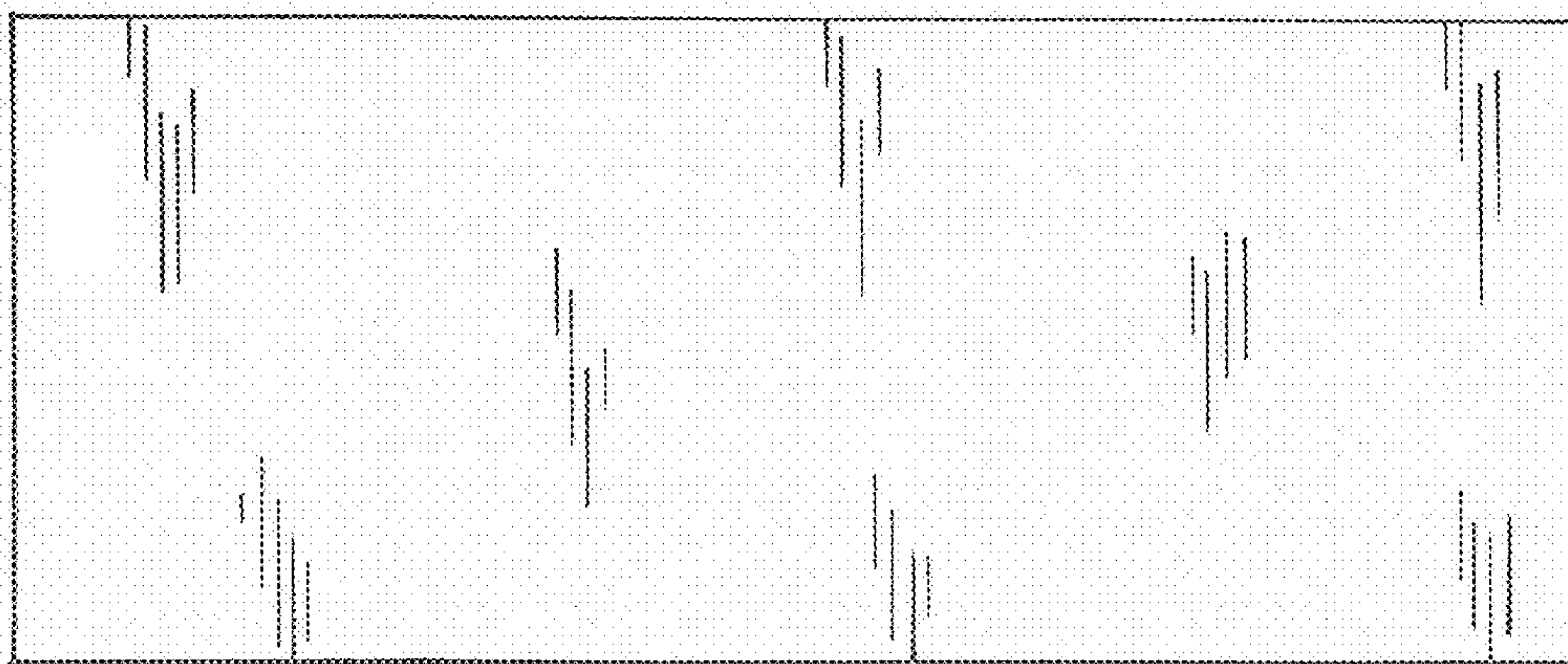


FIG. 6