



US00D587889S

(12) **United States Design Patent**
Issler

(10) **Patent No.:** **US D587,889 S**
(45) **Date of Patent:** **** Mar. 10, 2009**

- (54) **OUTSOLE FOR A SHOE**
- (75) Inventor: **David C. Issler**, North Andover, MA (US)
- (73) Assignee: **Columbia Insurance Company**, Omaha, NE (US)
- (**) Term: **14 Years**
- (21) Appl. No.: **29/302,277**
- (22) Filed: **Jan. 14, 2008**
- (51) **LOC (9) Cl.** **02-04**
- (52) **U.S. Cl.** **D2/952; D2/951; D2/957; D2/960**
- (58) **Field of Classification Search** D2/902, D2/947, 951, 952, 953, 954, 956, 957, 958, D2/960; 36/103, 22 R, 25 R, 32 R
See application file for complete search history.

(56) **References Cited**

U.S. PATENT DOCUMENTS

1,974,543 A	9/1934	Reymond	12/142
2,046,217 A	6/1936	Strauss	36/72
2,079,237 A	5/1937	Allard	36/2
2,160,768 A	5/1939	Wasser	36/72
2,344,069 A	3/1944	Wasser	36/72
3,091,871 A	6/1963	Tronche	36/72
3,175,310 A	3/1965	MacQuaid	36/72
3,175,311 A	3/1965	MacQuaid	36/72
3,191,321 A	6/1965	Brutting	36/2.5
3,213,551 A	10/1965	Krauss	36/2.5
3,407,518 A	10/1968	MacQuaid et al.	36/72
3,525,165 A	8/1970	Randall, Jr.	36/2.5
3,561,142 A	2/1971	Streit, Sr. et al.	36/72
D256,518 S	8/1980	Moesle	D2/320
4,231,170 A	11/1980	Griswold	36/72
4,366,629 A	1/1983	Scherz	36/4
4,562,652 A	1/1986	Hensler	36/102
4,908,963 A	3/1990	Krajcir et al.	36/77
4,995,174 A	2/1991	Hong et al.	36/72
5,048,203 A	9/1991	Kling	36/32

5,185,944 A	2/1993	Okajima	36/45
D335,953 S	6/1993	Tyng	D2/320
D336,359 S *	6/1993	Peterson	D2/952
D345,453 S	3/1994	Carpenter	D2/955
5,499,459 A	3/1996	Tomaro	36/10
5,526,584 A	6/1996	Bleimhofer et al.	36/10
D373,457 S *	9/1996	Fabio	D2/952
D381,494 S	7/1997	Anderson	D2/959
D384,798 S	10/1997	Gray	D2/964
5,738,937 A	4/1998	Baychar	428/316.6
D402,449 S	12/1998	Robinson et al.	D2/951
D417,944 S *	12/1999	Merceron	D2/952
D418,664 S *	1/2000	Sacra	D2/952
D430,968 S	9/2000	Carroll	D2/962
6,161,315 A	12/2000	Dalton	36/134

(Continued)

Primary Examiner—Celia A Murphy

(74) *Attorney, Agent, or Firm*—DeLio & Peterson, LLC; David Chen

(57) **CLAIM**

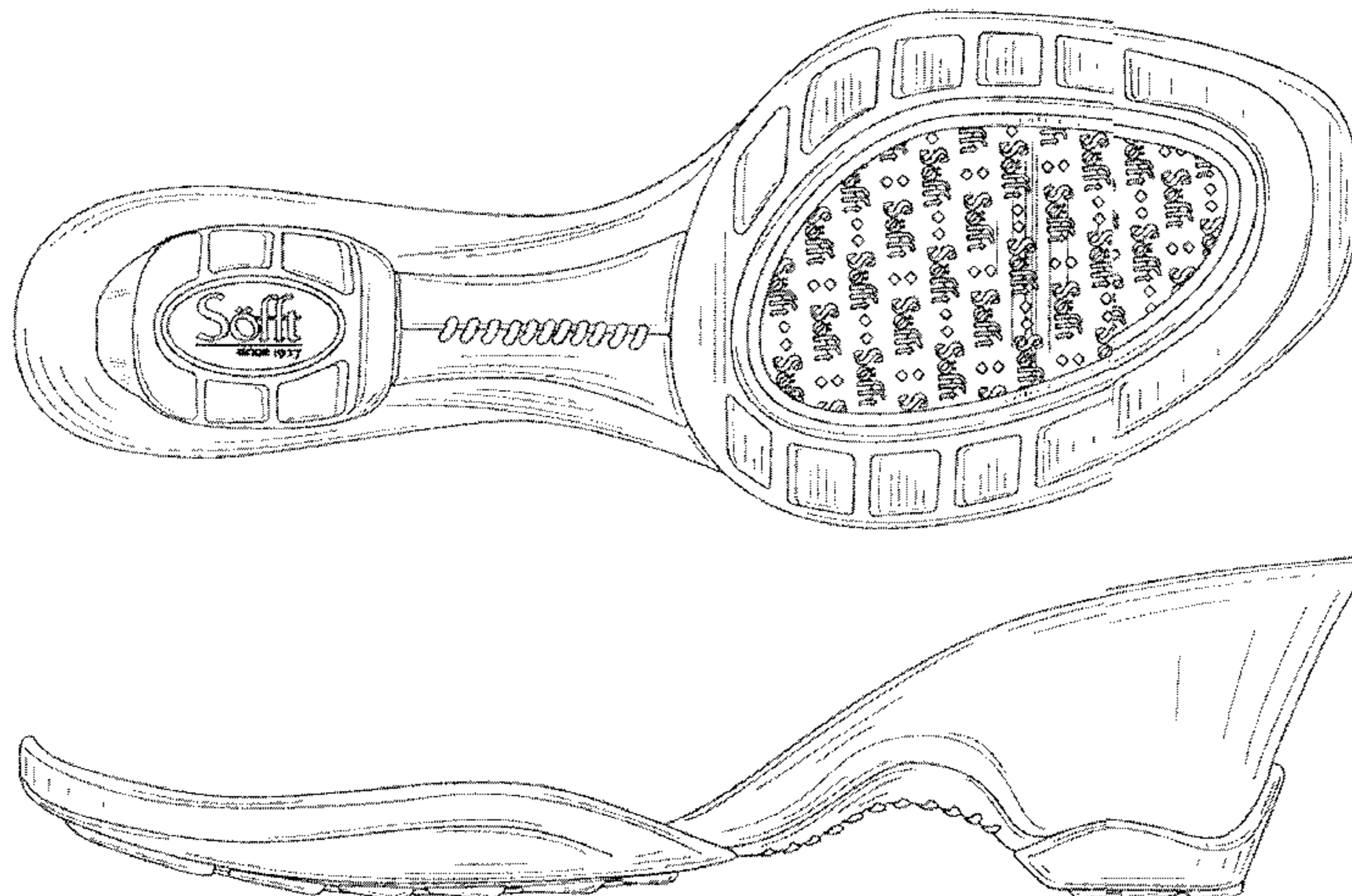
The ornamental design for an outsole for a shoe, as shown and described.

DESCRIPTION

FIG. 1 is a bottom perspective view of a outsole for a shoe showing my new design;
 FIG. 2 is a bottom view thereof;
 FIG. 3 is a right side view thereof;
 FIG. 4 is a left side view thereof; and
 FIG. 5 is a front view thereof;
 FIG. 6 is a rear view thereof; and,
 FIG. 7 is an enlarged perspective view of the area labeled “7” in FIG. 1.

The broken line shown in FIG. 6 along with the unshaded portions of the top surface of the outsole in FIGS. 5 & 6, represent the portions of the design that form no part of the claim.

1 Claim, 5 Drawing Sheets



US D587,889 S

Page 2

U.S. PATENT DOCUMENTS

D466,273 S	*	12/2002	Byrd	D2/952	D501,294 S	*	2/2005	Robbins et al.	D2/954
D468,083 S		1/2003	Morais	D2/960	D501,707 S		2/2005	Nakano	D2/959
D478,411 S	*	8/2003	Byrd	D2/952	D529,691 S	*	10/2006	Earle	D2/951
D482,850 S	*	12/2003	Fornari	D2/952	D548,438 S	*	8/2007	McClaskie	D2/958
D483,555 S		12/2003	Robinson, Jr. et al.	D2/954	D552,835 S	*	10/2007	Belley et al.	D2/955
D494,346 S	*	8/2004	Hawkins	D2/952	D567,490 S	*	4/2008	Campbell et al.	D2/952
D501,293 S	*	2/2005	Bizzo	D2/949	D568,032 S	*	5/2008	Lavergne	D2/917

* cited by examiner

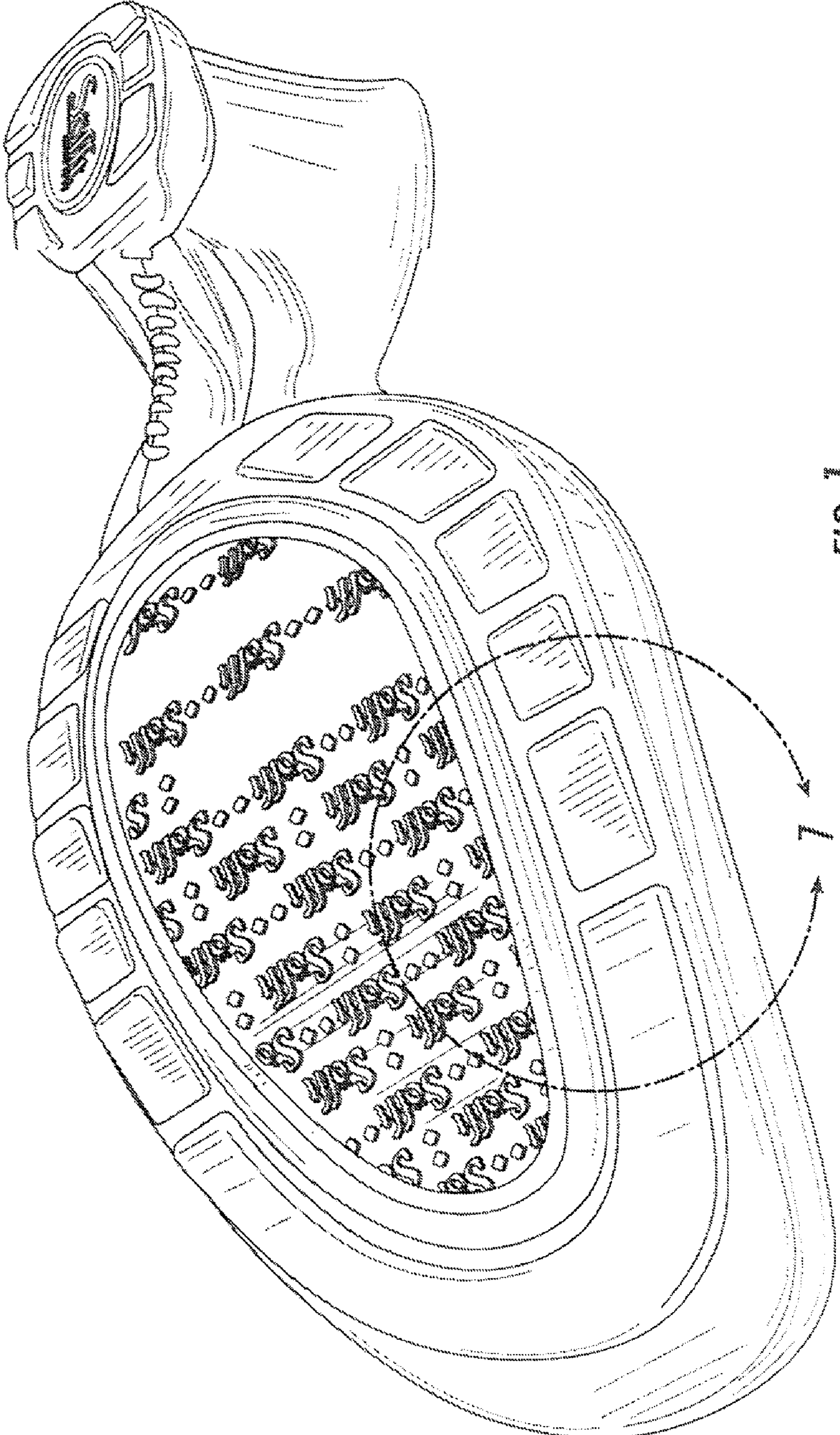


FIG. 1

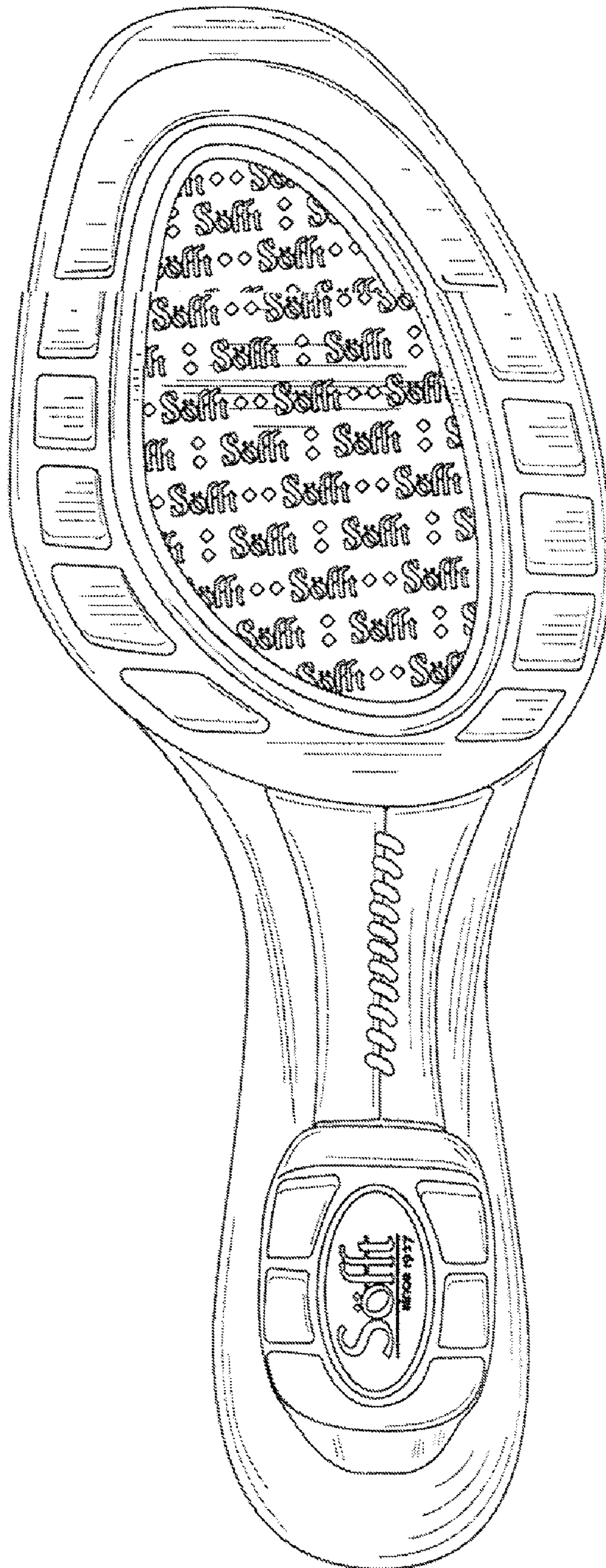


FIG. 2

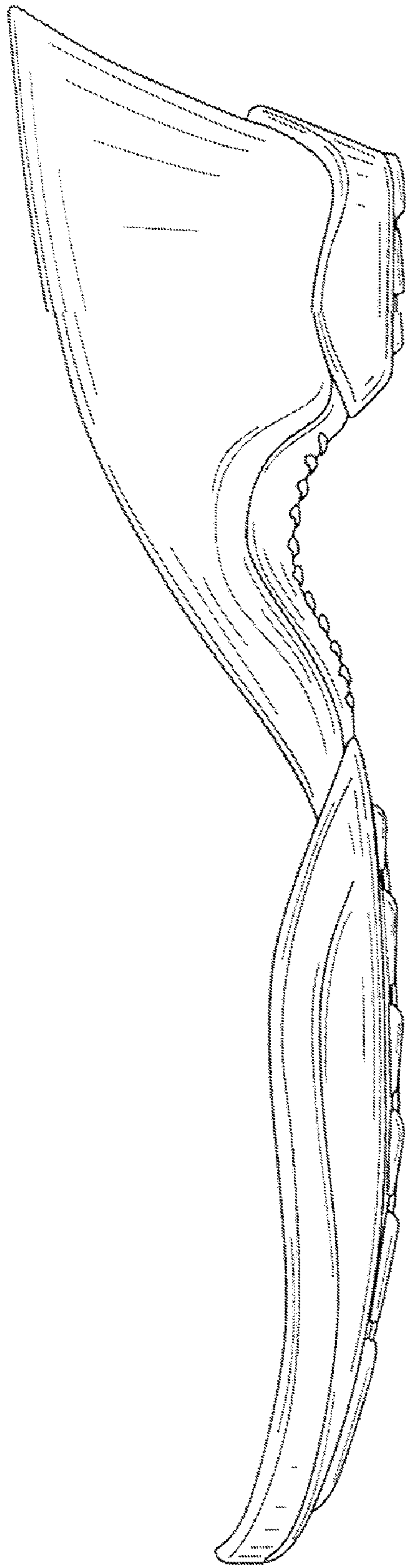


FIG. 3

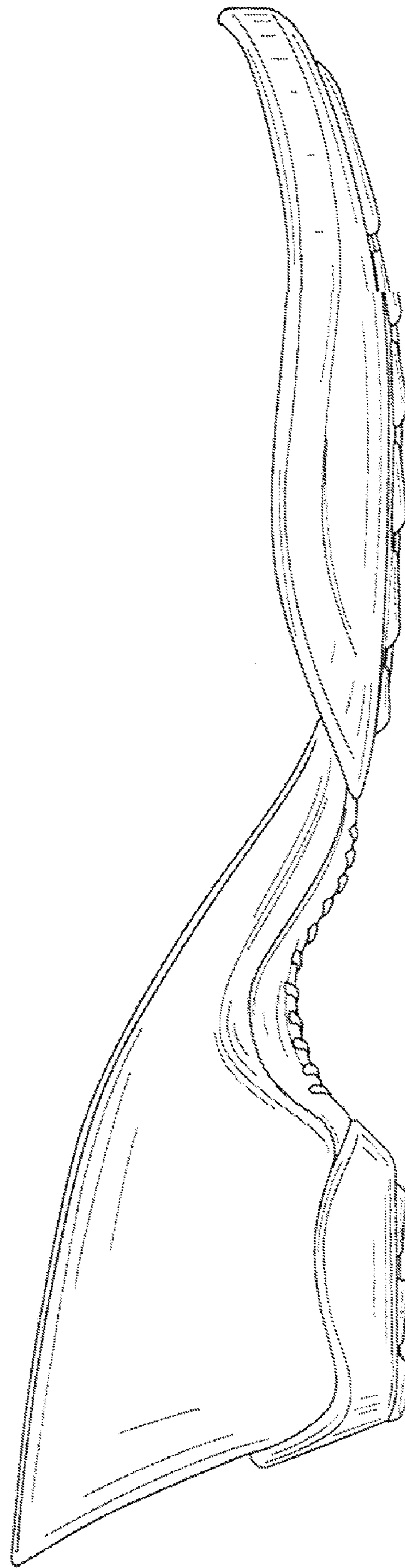


FIG. 4

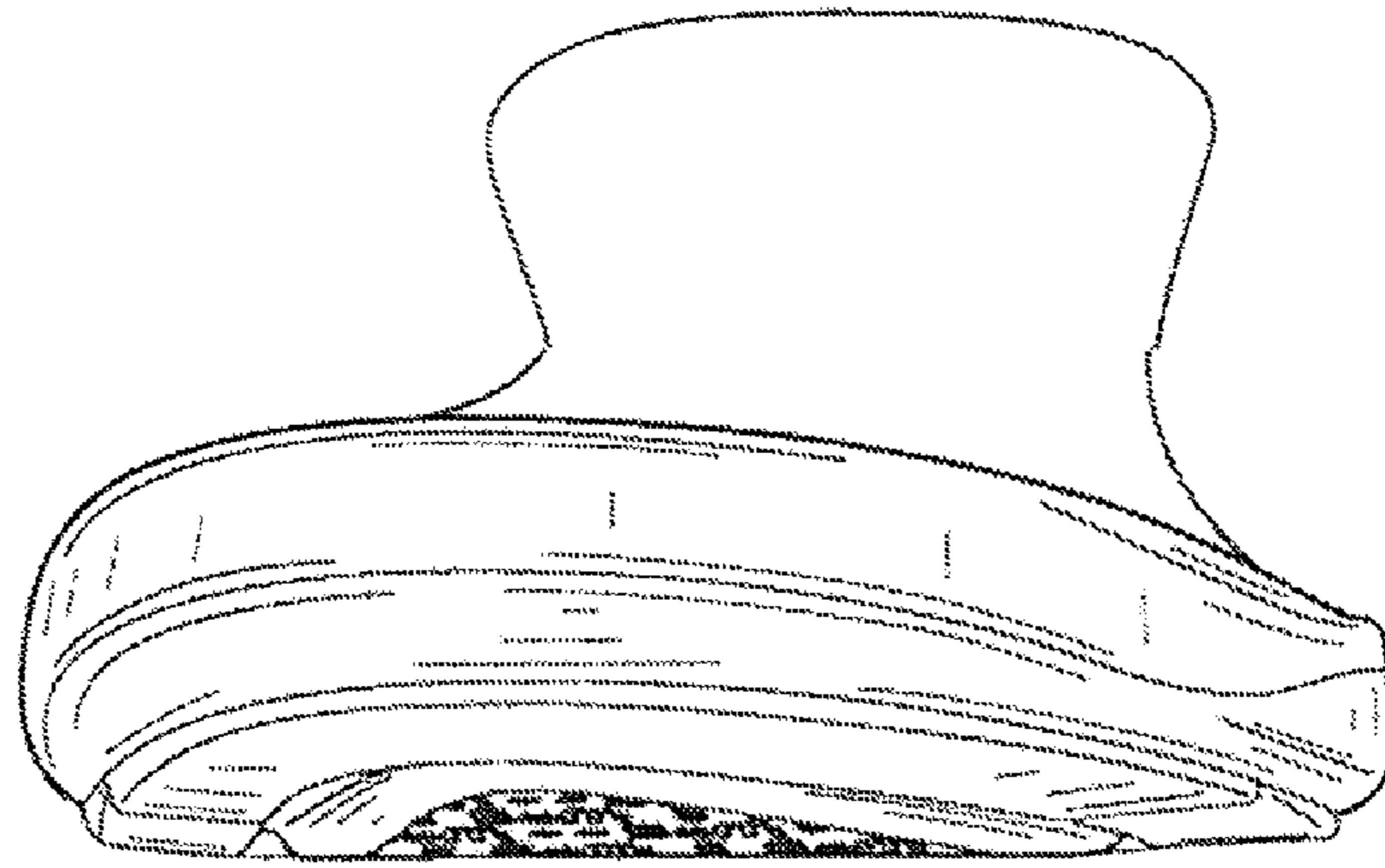


FIG. 5

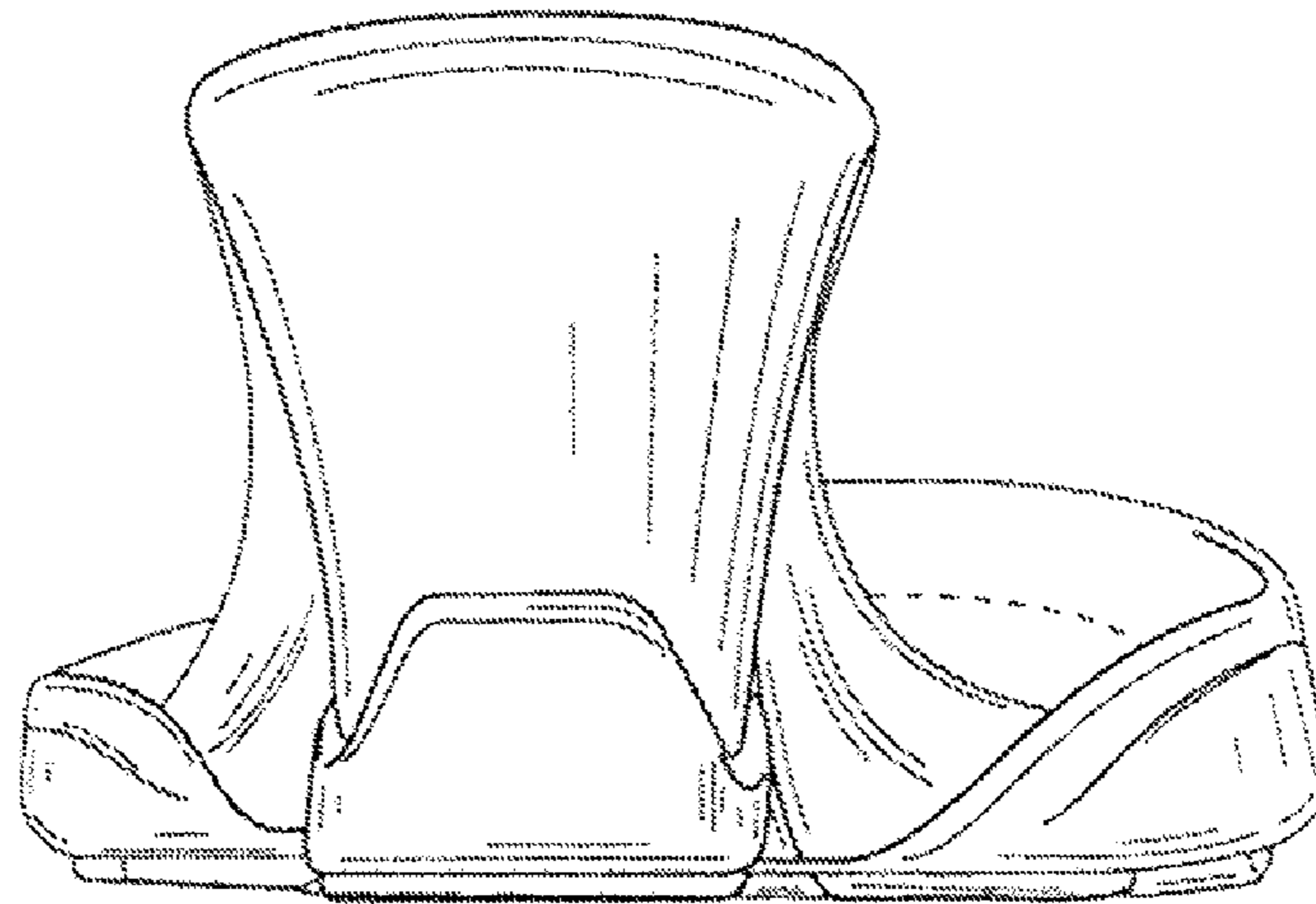


FIG. 6

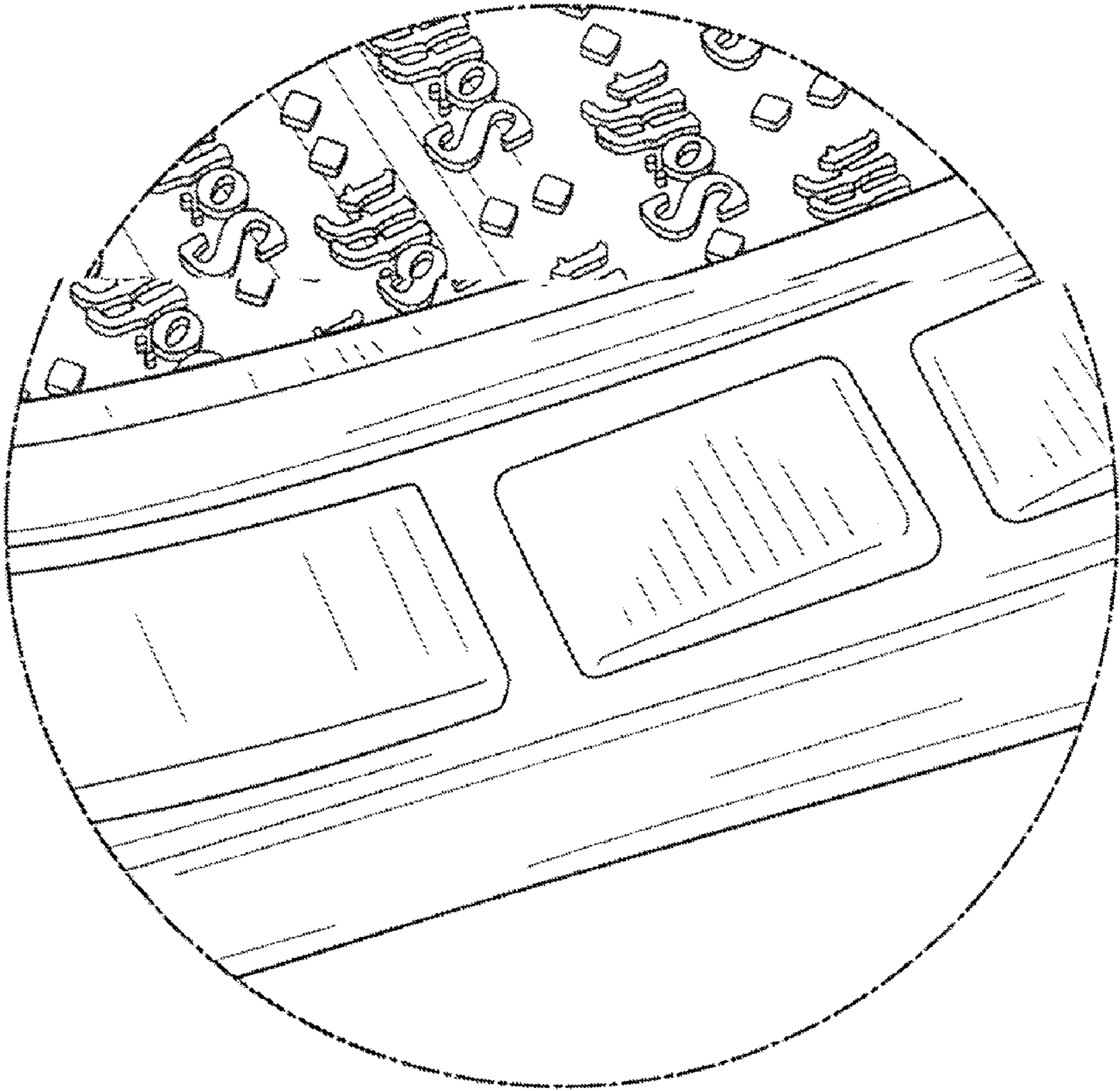


FIG. 7