



US00D587883S

(12) **United States Design Patent**  
**Beauger**

(10) **Patent No.:** **US D587,883 S**  
(45) **Date of Patent:** **\*\* Mar. 10, 2009**

- (54) **SHOE**
- (75) Inventor: **Frederic Beauger**, Le Bouscat (FR)
- (73) Assignee: **Oxbow** (FR)
- (\*\*) Term: **14 Years**
- (21) Appl. No.: **29/303,497**
- (22) Filed: **Feb. 11, 2008**
- (30) **Foreign Application Priority Data**  
Oct. 8, 2007 (EP) ..... 000772223-0002
- (51) **LOC (9) Cl.** ..... **02-04**
- (52) **U.S. Cl.** ..... **D2/923**
- (58) **Field of Classification Search** ..... D2/896,  
D2/902, 903, 907, 908, 919, 920, 922-924,  
D2/939, 950, 951, 953, 954, 969, 971; 36/83,  
36/84, 3 A, 4, 11, 10, 26, 45  
See application file for complete search history.

(56) **References Cited**

**U.S. PATENT DOCUMENTS**

- D178,025 S \* 6/1956 Thulow ..... D2/919
- D206,222 S \* 11/1966 Mostile ..... D2/924
- D319,140 S \* 8/1991 Hernandez ..... D2/909
- D366,953 S \* 2/1996 Tate ..... D2/909
- D412,776 S \* 8/1999 Biedermann ..... D2/919
- D480,540 S \* 10/2003 Hoyt et al. .... D2/896
- D492,840 S \* 7/2004 Hearn ..... D2/923
- D499,868 S \* 12/2004 Belley et al. .... D2/969
- D499,869 S \* 12/2004 Belley et al. .... D2/969
- D499,870 S \* 12/2004 Belley et al. .... D2/969

- D500,191 S \* 12/2004 Belley et al. .... D2/969
- D527,513 S \* 9/2006 Della Valle ..... D2/919
- D566,934 S \* 4/2008 Della Valle ..... D2/954
- D571,548 S \* 6/2008 Seamans ..... D2/971
- D575,939 S \* 9/2008 Morris ..... D2/902

\* cited by examiner

*Primary Examiner*—Stella M Reid

*Assistant Examiner*—Keli L Hill

(74) *Attorney, Agent, or Firm*—Cantor Colburn LLP

(57) **CLAIM**

I claim, the ornamental design for a shoe, as shown and described.

**DESCRIPTION**

FIG. 1 is a front perspective view of a shoe, showing my new design;

FIG. 2 is a rear perspective view thereof;

FIG. 3 is a front elevation view thereof;

FIG. 4 is rear elevation view thereof;

FIG. 5 is a right elevation view thereof taken from the right of FIG. 3;

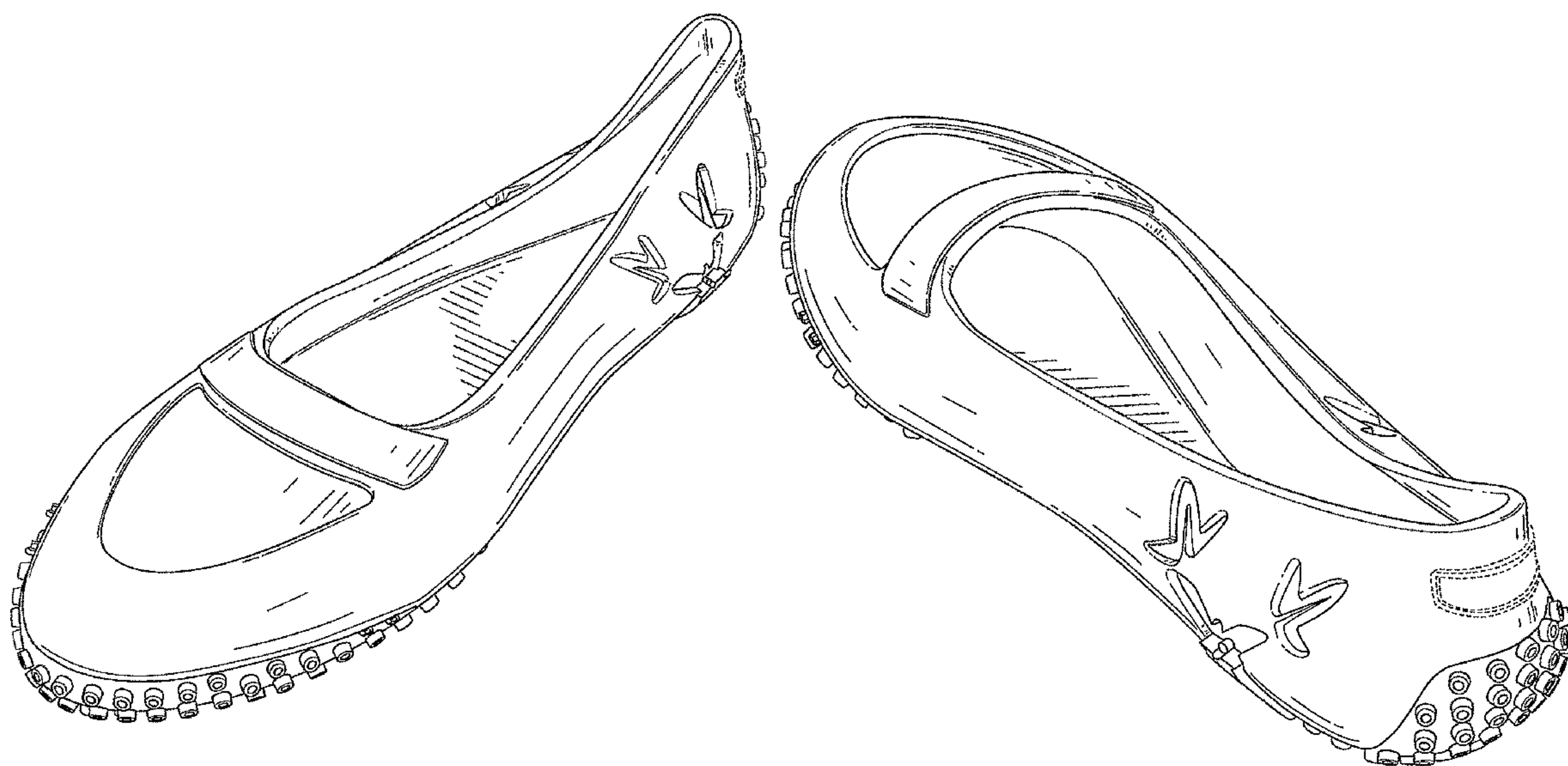
FIG. 6 is a left elevation view thereof taken from the left of FIG. 3; and

FIG. 7 is a top plan view thereof; and,

FIG. 8 is a bottom plan view thereof.

The broken lines represent the portions of the design that form no part of the claim.

**1 Claim, 8 Drawing Sheets**






FIG. 1

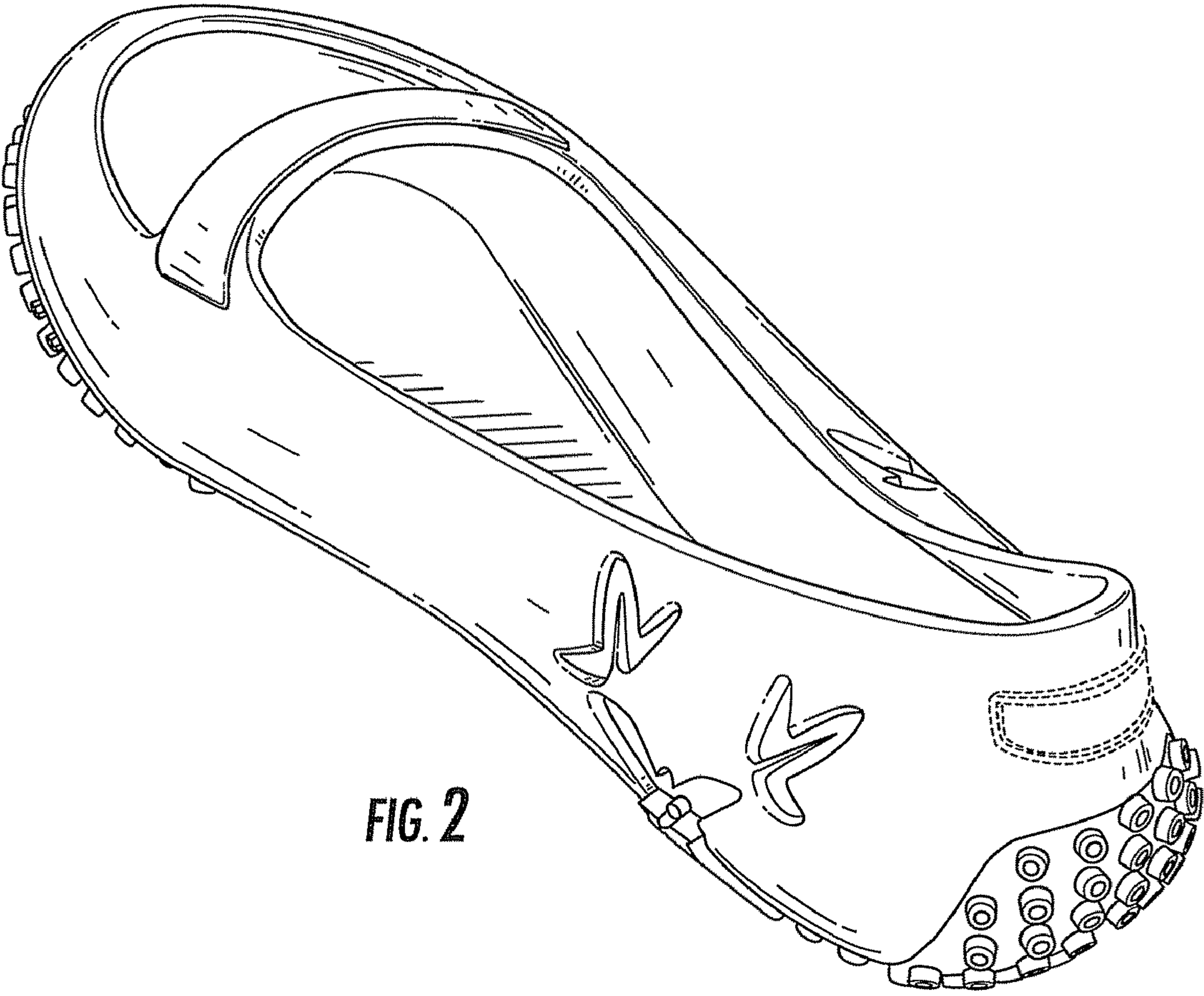
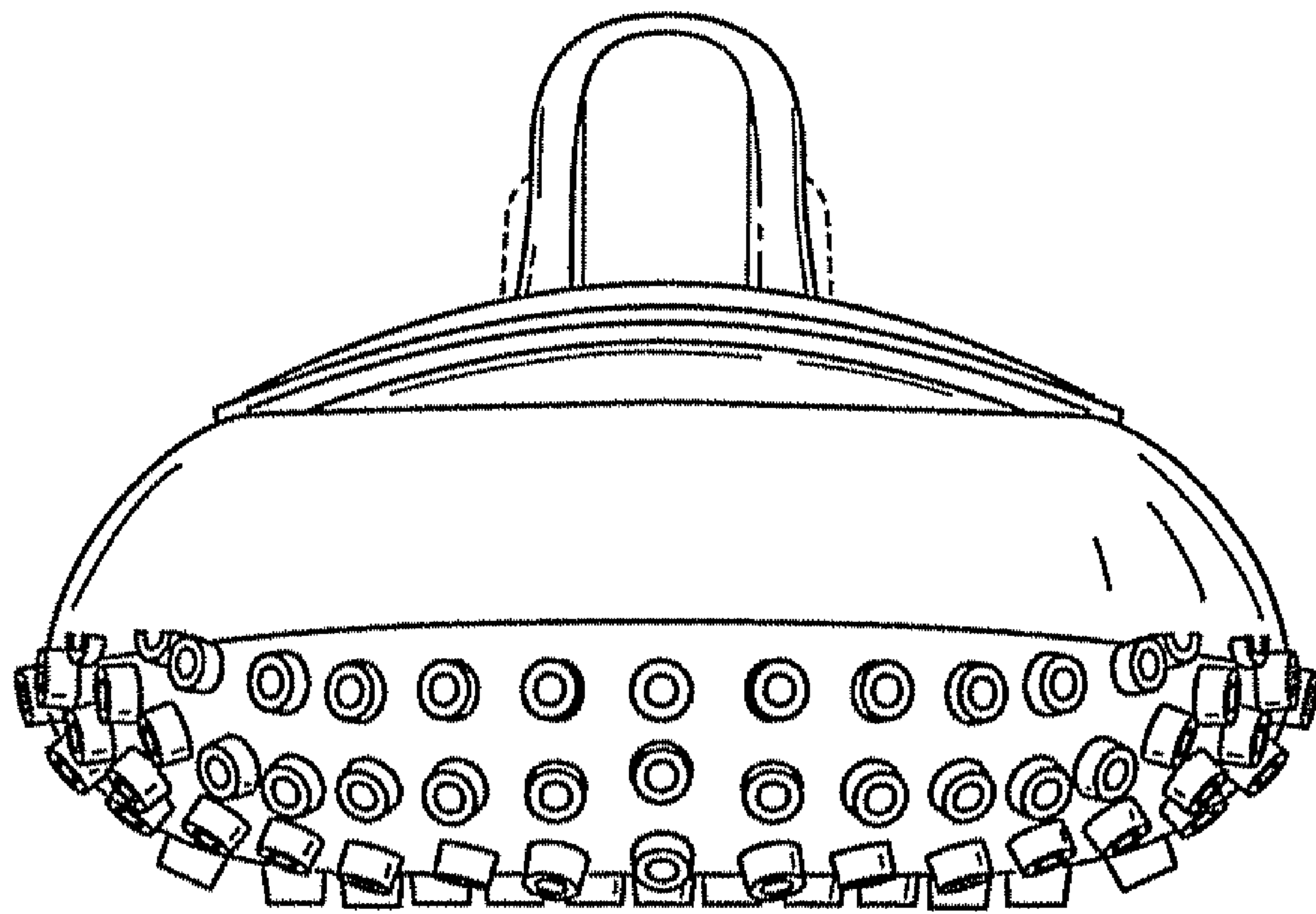
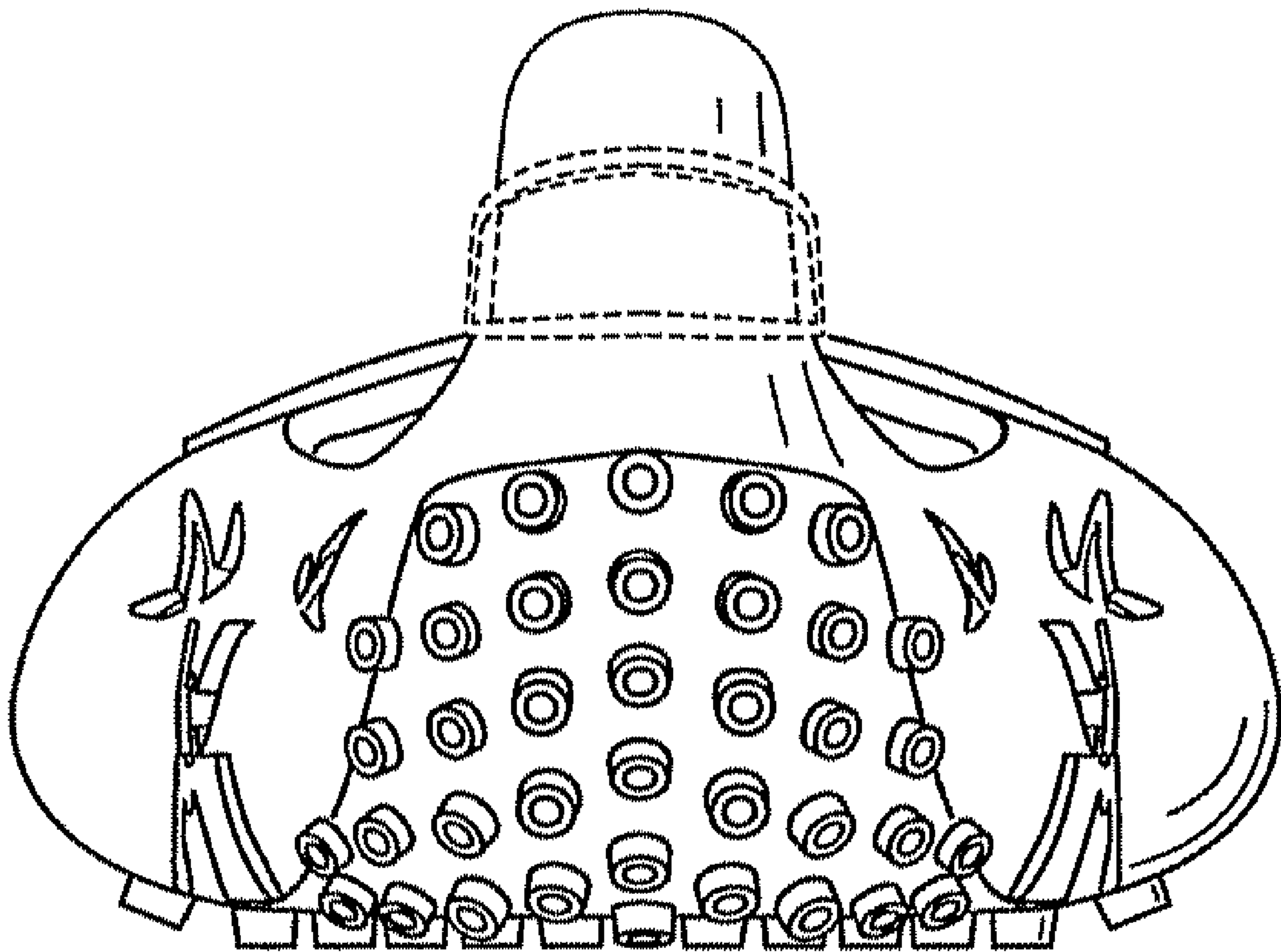


FIG. 2





**FIG. 3**



**FIG. 4**

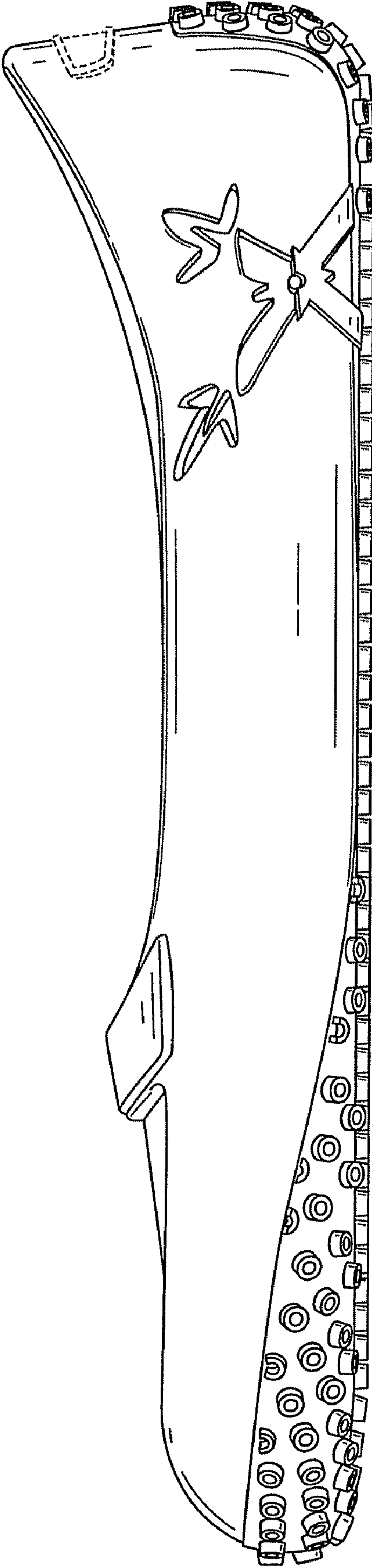


FIG. 5

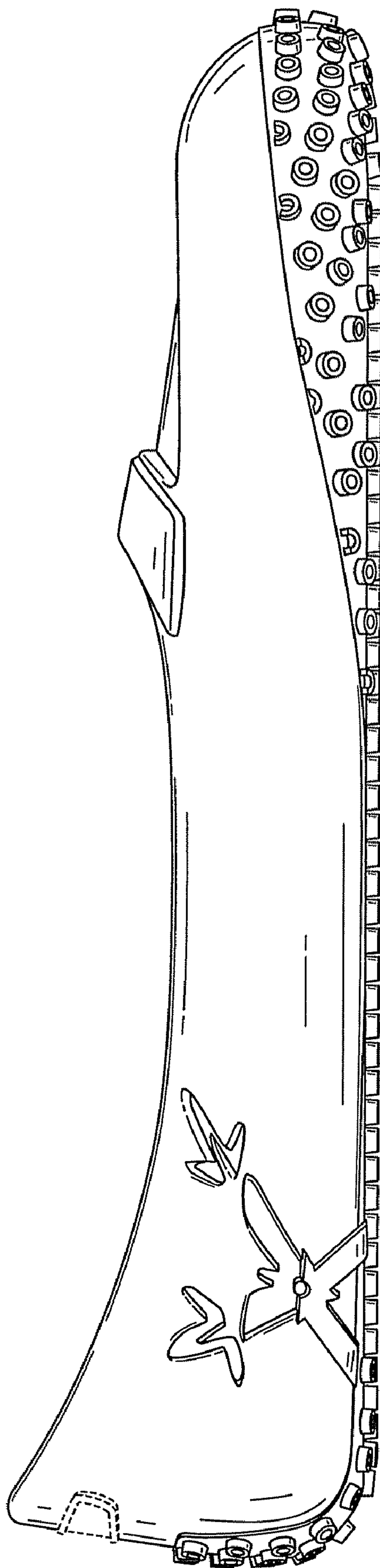


FIG. 6

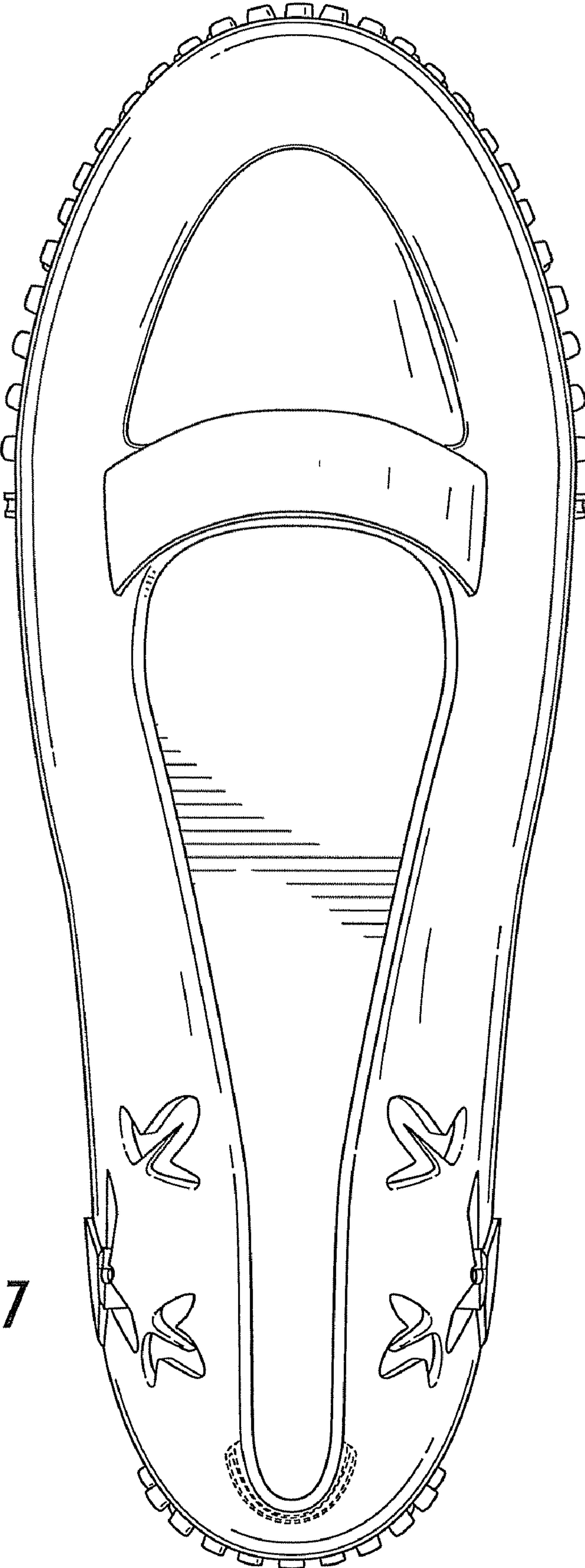


FIG. 7



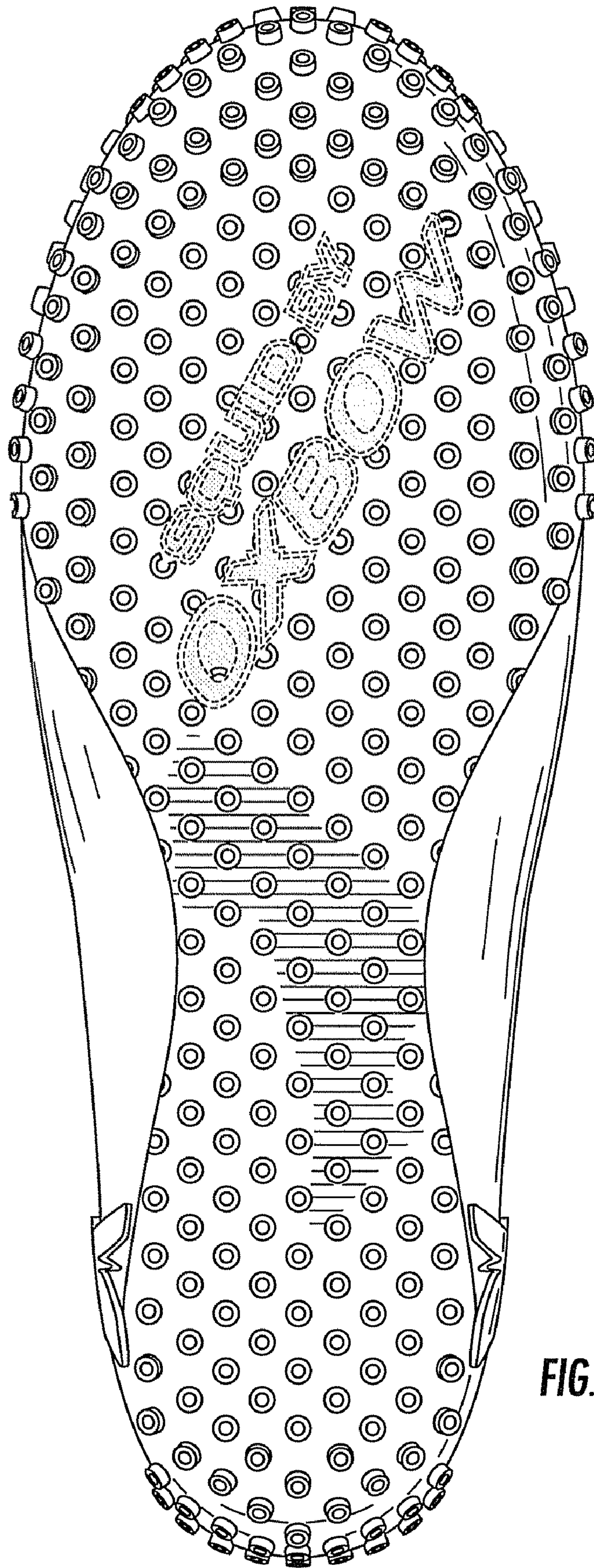


FIG. 8

UNITED STATES PATENT AND TRADEMARK OFFICE  
**CERTIFICATE OF CORRECTION**

PATENT NO. : Des. 587,883 S  
APPLICATION NO. : 29/303497  
DATED : March 10, 2009  
INVENTOR(S) : Frederic Beauger


Page 1 of 1

It is certified that error appears in the above-identified patent and that said Letters Patent is hereby corrected as shown below:

Title page item [30] should read priority to European Community Design No. 000772223-0002 filed August 10, 2007. Currently the Patent indicates an erroneous Foreign Application Priority date of October 8, 2007.

Signed and Sealed this

Twenty-fifth Day of August, 2009



David J. Kappos  
*Director of the United States Patent and Trademark Office*