



US00D587872S

(12) **United States Design Patent**  
**Renault**

(10) **Patent No.:** **US D587,872 S**  
(45) **Date of Patent:** **\*\* Mar. 3, 2009**

(54) **SOLEPLATE FOR LAUNDRY IRON**  
(75) Inventor: **Fabrice Renault**, Lyons (FR)  
(73) Assignee: **Calor**, Lyon (FR)  
(\*\*) Term: **14 Years**  
(21) Appl. No.: **29/275,826**  
(22) Filed: **Jan. 8, 2007**  
(30) **Foreign Application Priority Data**  
Jul. 6, 2006 (FR) ..... 06/3181

(51) **LOC (9) Cl.** ..... **07-05**  
(52) **U.S. Cl.** ..... **D32/71**  
(58) **Field of Classification Search** ..... D32/68-73;  
38/69, 74-75, 77.1-77.9, 88.81, 93, 81; 248/117.1-117.7;  
219/245, 249  
See application file for complete search history.

(56) **References Cited**

**U.S. PATENT DOCUMENTS**

3,142,916 A \* 8/1964 Jacobson ..... 38/97  
4,634,836 A \* 1/1987 Yamac ..... 219/249  
5,014,454 A \* 5/1991 Maurin et al. .... 38/93  
D330,965 S \* 11/1992 Paulin ..... D32/71  
D338,575 S \* 8/1993 Takaya et al. .... D6/467  
5,532,455 A \* 7/1996 Bouleau et al. .... 219/245  
D396,915 S \* 8/1998 McIntyre ..... D32/71  
D429,048 S \* 8/2000 Brady ..... D32/71  
D441,157 S \* 4/2001 Powell ..... D32/71  
D441,158 S \* 4/2001 Stutzer et al. .... D32/71  
D441,931 S \* 5/2001 Powell ..... D32/71  
D488,275 S 4/2004 Gudelfin  
D519,699 S \* 4/2006 Lee ..... D32/71  
D560,322 S \* 1/2008 Massip et al. .... D32/71

**FOREIGN PATENT DOCUMENTS**

HK 0601229.2 5/2006  
WO DM/066028 11/2004  
WO DM/066355 1/2005  
WO DM/066707 5/2005  
WO CM/066847 6/2005  
WO DM/066968 6/2005  
WO DM/067001 9/2005

WO DM/067718 4/2006  
WO DM/067758 4/2006  
WO DM/067787 4/2006

**OTHER PUBLICATIONS**

Design Registration No. 000249982-0001, published on Feb. 8, 2005, entitled "Steam Irons with Steam Boilers" in the name of Calor, pp. 1-3.  
Design Registration No. 000535018-0012, published on Jul. 4, 2006, entitled "Flat Irons" in the name of De Longhi S.P.A., pp. 1-2.  
Design Registration No. 000216767-0002, published on Nov. 30, 2004, entitled "Electric Steam Irons" in the name of Koninklijke Philips Electronics N.V., pp. 1-2.

\* cited by examiner

*Primary Examiner*—Pamela J Burgess

(74) *Attorney, Agent, or Firm*—Oblon, Spivak, McClelland, Maier & Neustadt, P.C.

(57) **CLAIM**

The ornamental design for a soleplate for laundry iron, as shown and described.

**DESCRIPTION**

FIG. 1 is a bottom front right perspective view of the first embodiment of a soleplate for laundry iron, showing my design;

FIG. 2 is a left view of the first embodiment thereof;

FIG. 3 is a right view of the first embodiment thereof;

FIG. 4 is a front view of the first embodiment thereof;

FIG. 5 is a rear view of the first embodiment thereof;

FIG. 6 is a top view of the first embodiment thereof;

FIG. 7 is a bottom view of the first embodiment thereof;

FIG. 8 is a bottom front right perspective view of the second embodiment thereof;

FIG. 9 is a left view of the second embodiment thereof;

FIG. 10 is a right view of the second embodiment thereof;

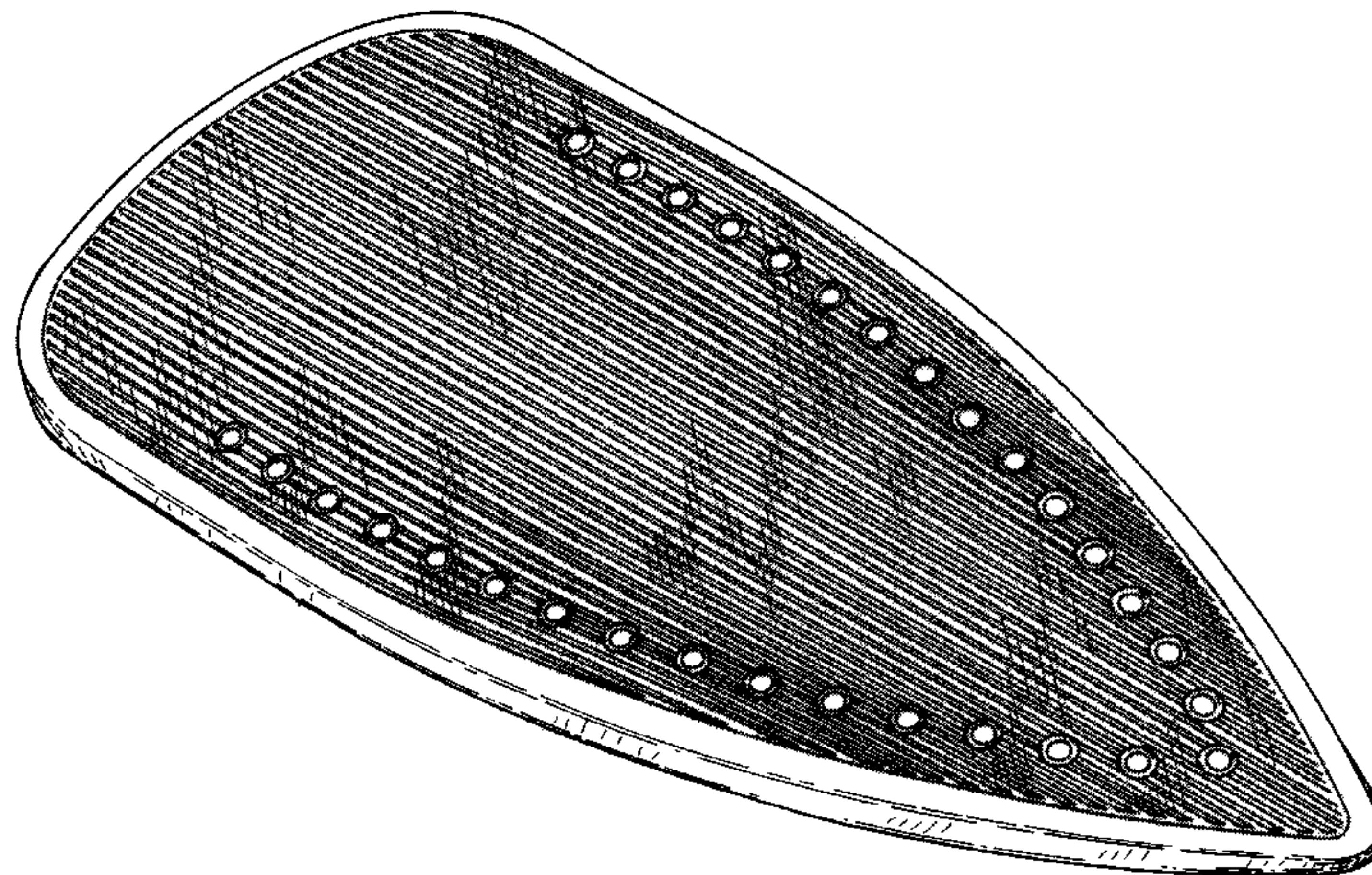
FIG. 11 is a front view of the second embodiment thereof;

FIG. 12 is a back view of the second embodiment thereof;

FIG. 13 is a top view of the second embodiment thereof; and,

FIG. 14 is a bottom view of the second embodiment thereof.

**1 Claim, 14 Drawing Sheets**





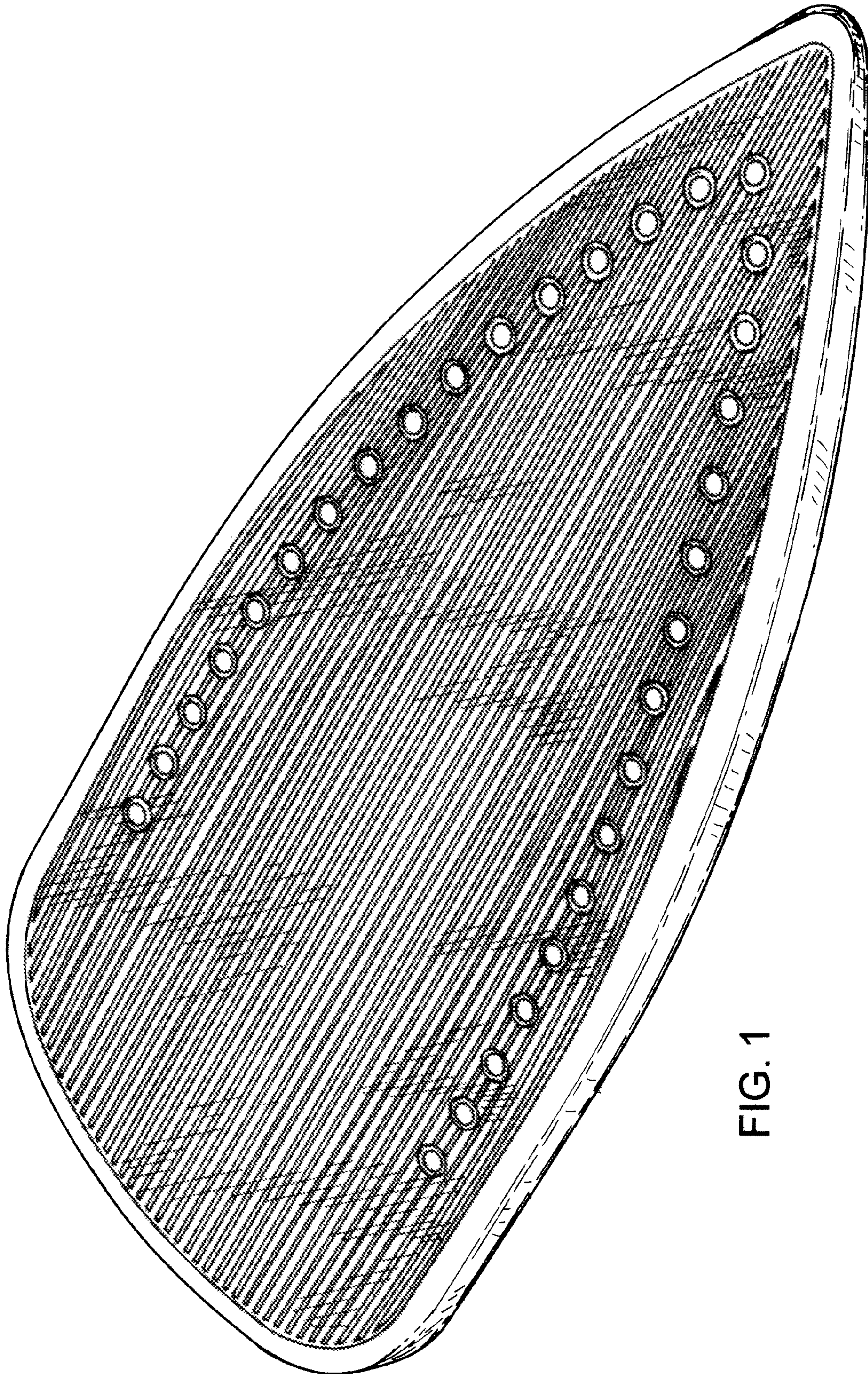


FIG. 1





FIG. 2




FIG. 3




FIG. 4

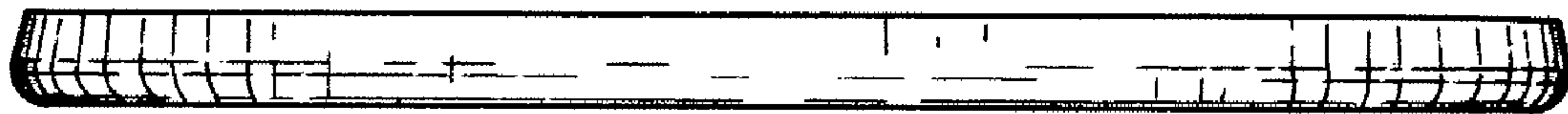


FIG. 5

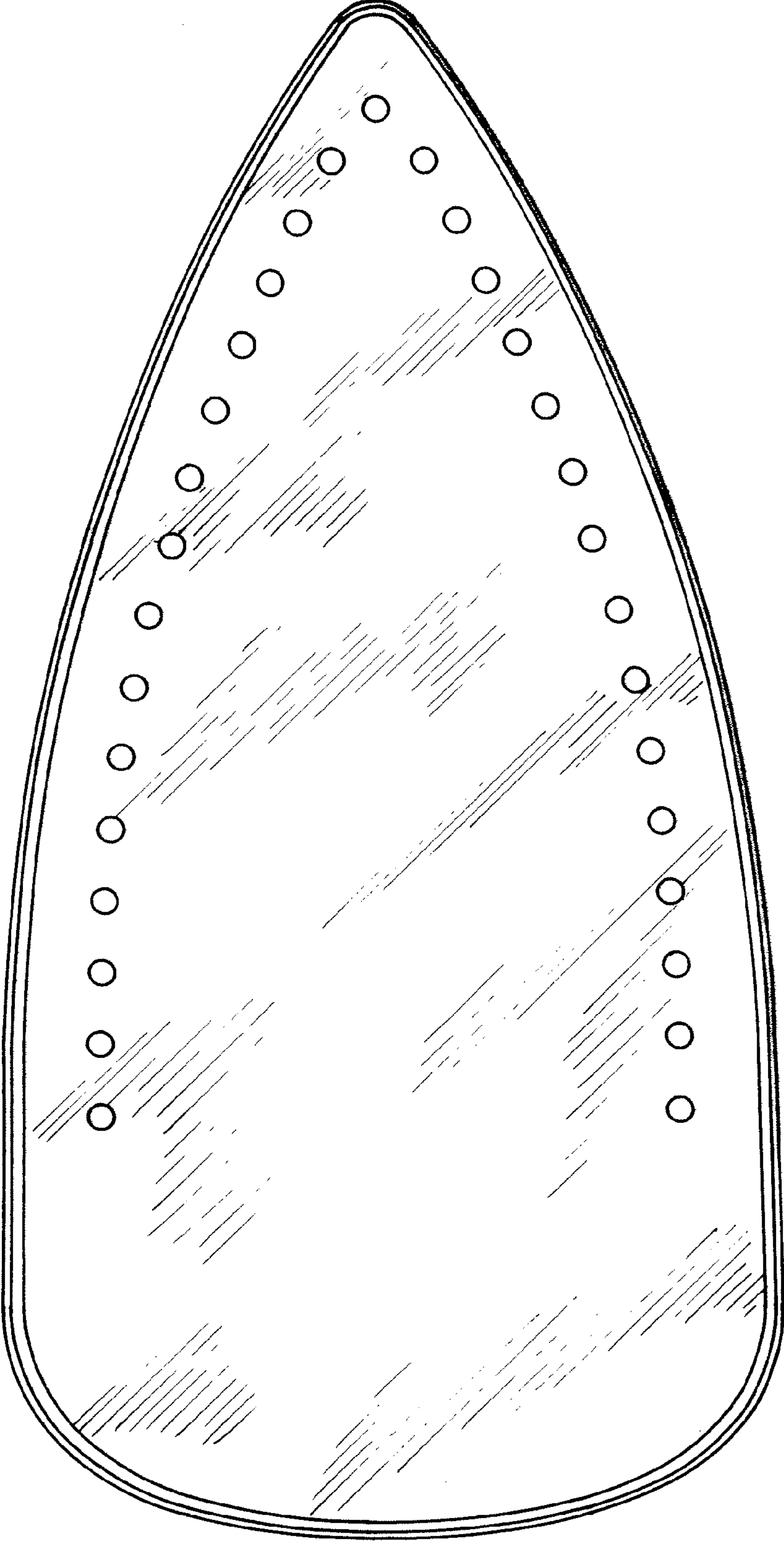


FIG. 6



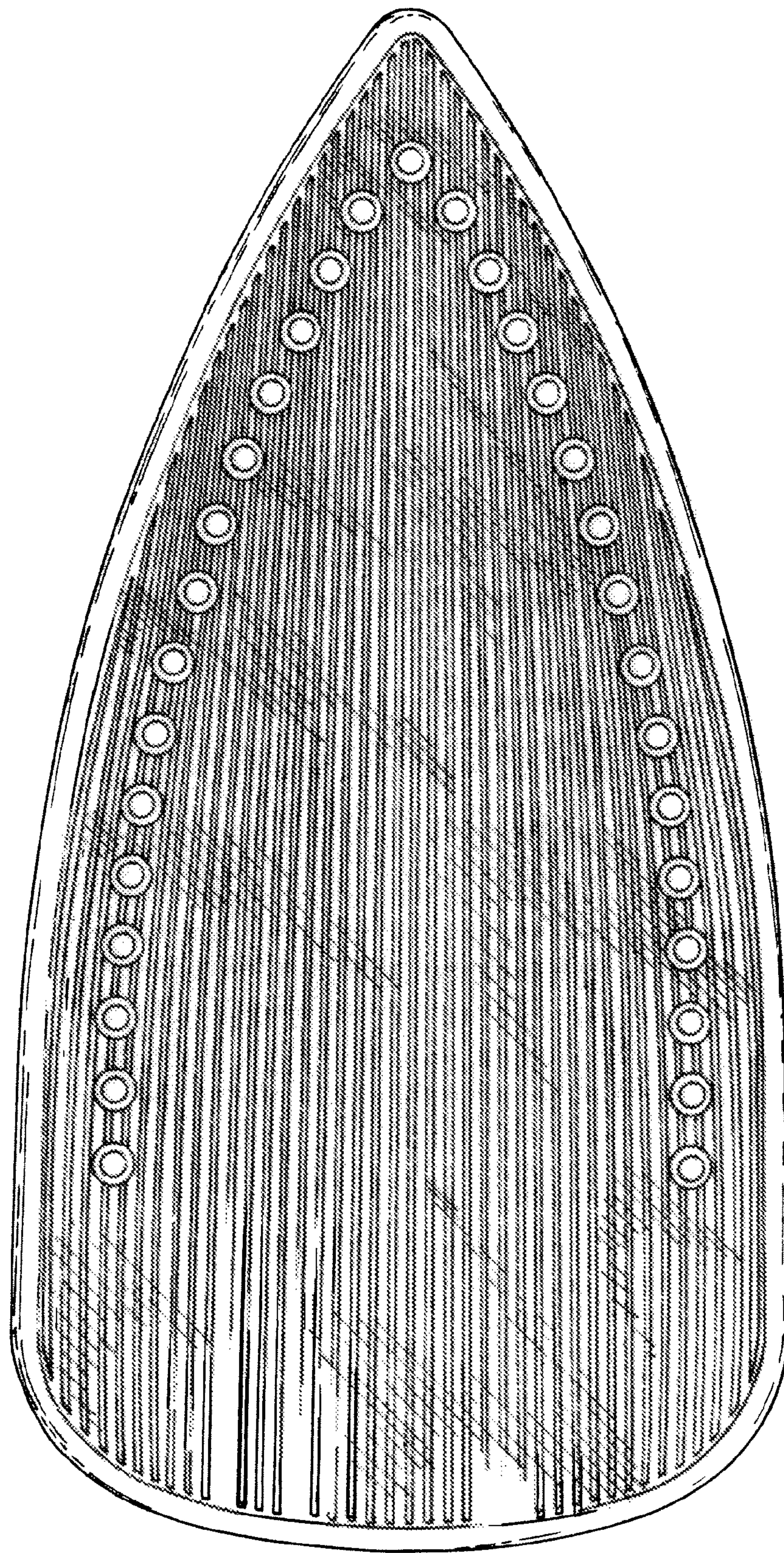


FIG. 7



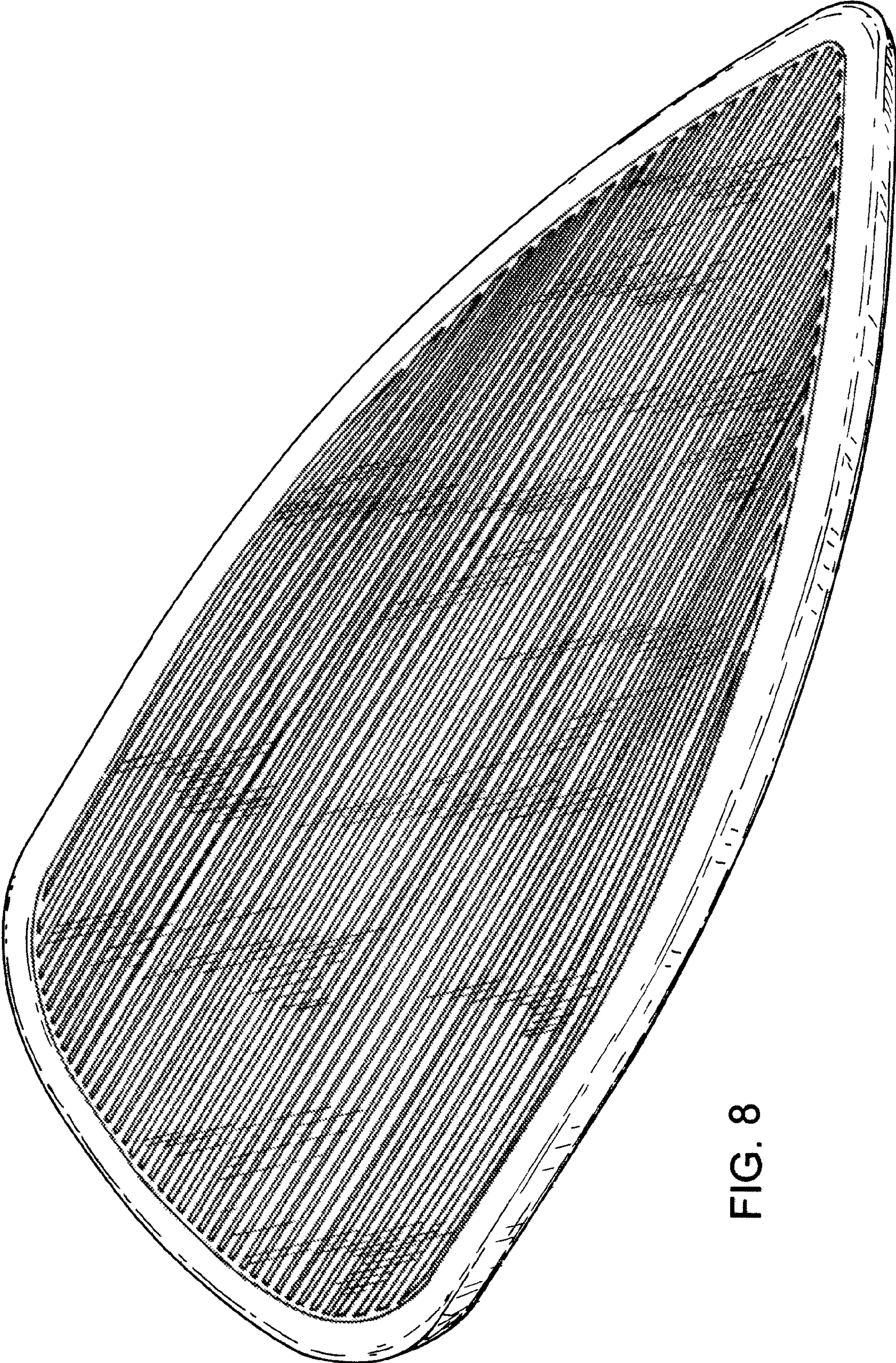


FIG. 8





FIG. 9





FIG. 10



FIG. 11






FIG. 12

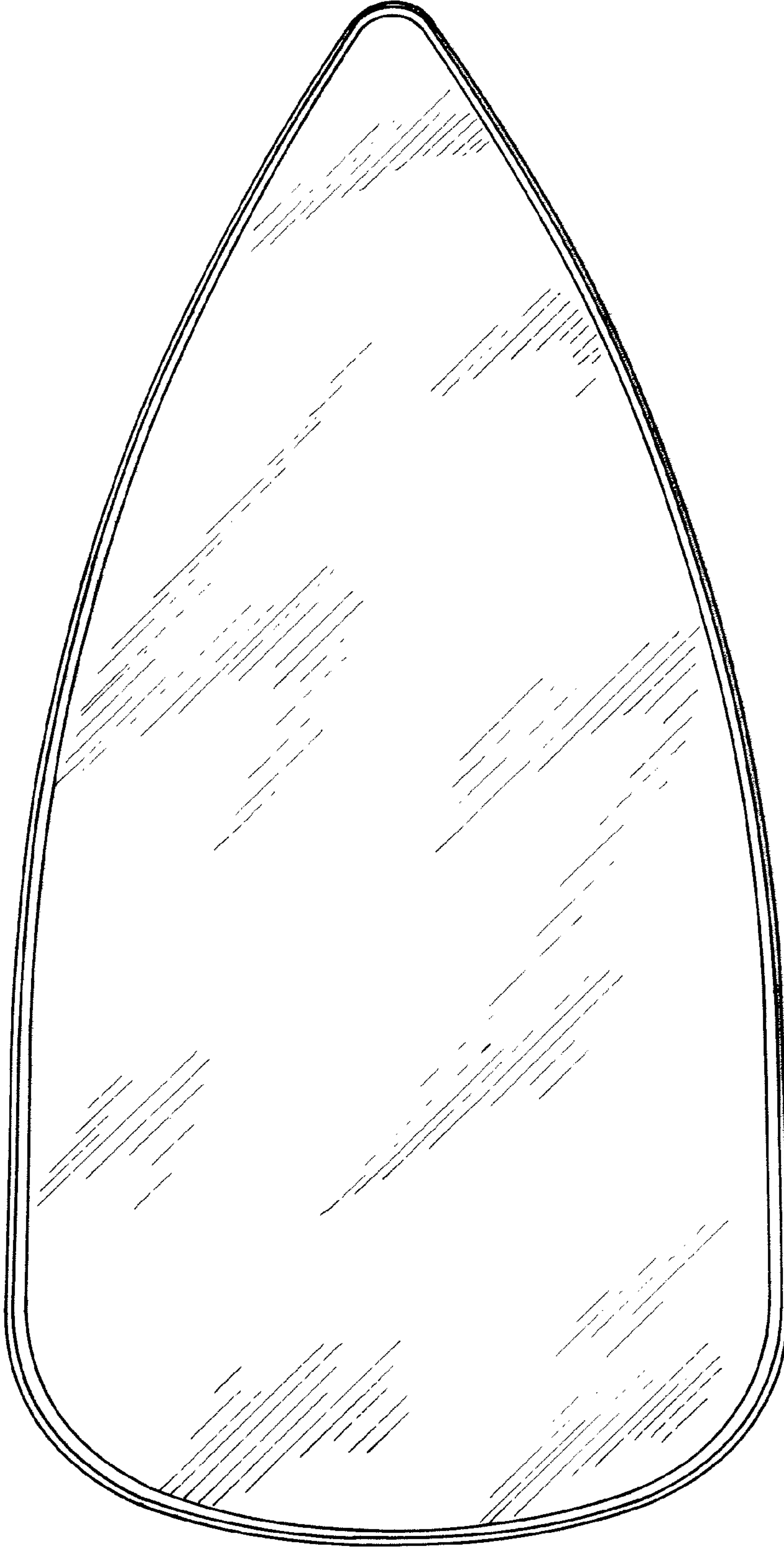


FIG. 13



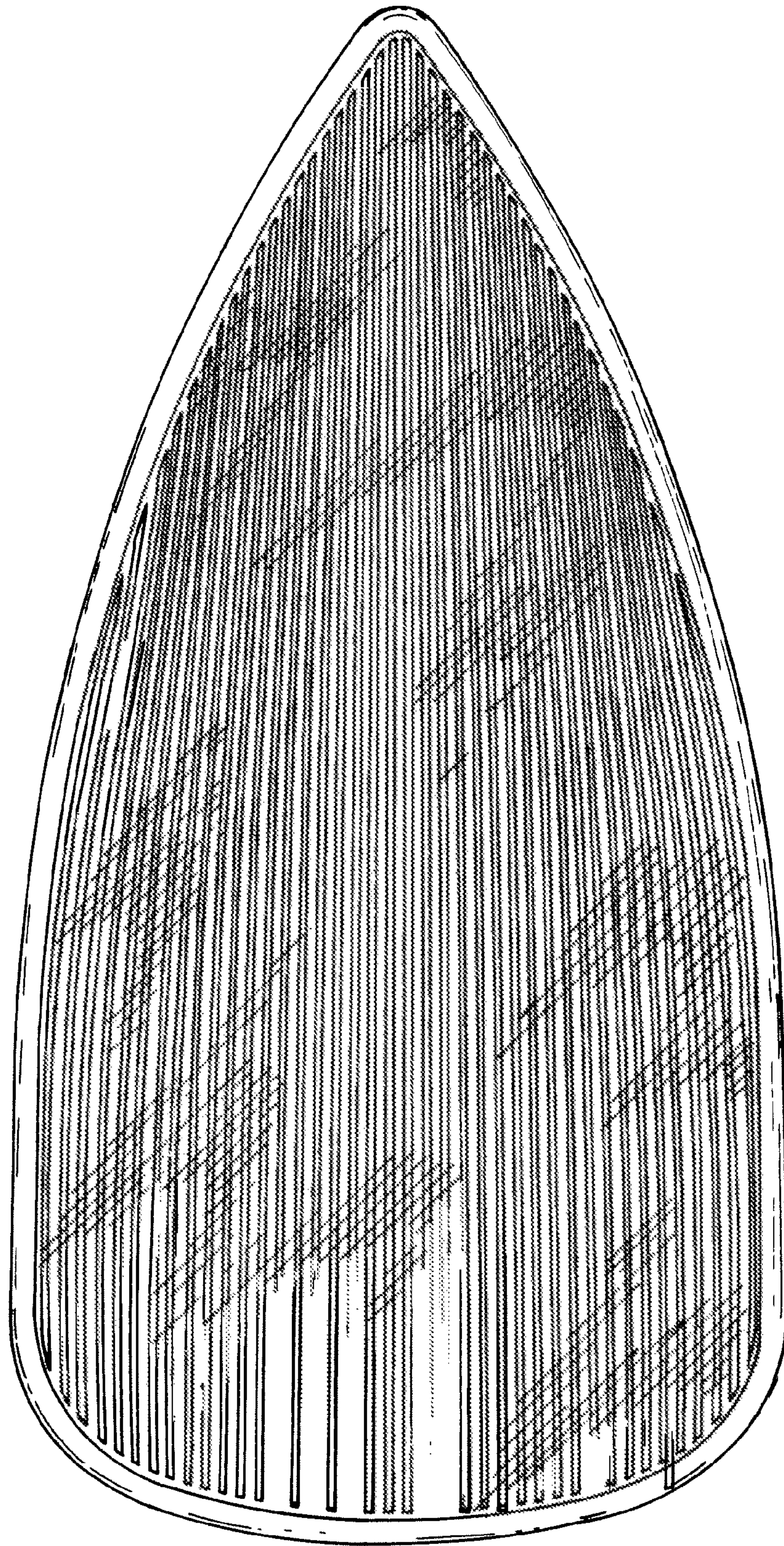


FIG. 14