



US00D587865S

(12) **United States Design Patent**
Cadamuro

(10) **Patent No.:** **US D587,865 S**
(45) **Date of Patent:** **** Mar. 3, 2009**

(54) **LAUNDRY APPLIANCE**

6,978,556 B1 * 12/2005 Cornelious 34/596
D517,254 S * 3/2006 Geyer D32/5

(75) Inventor: **Michele Cadamuro**, Cimadolmo (IT)

OTHER PUBLICATIONS

(73) Assignee: **Electrolux Professional SpA**,
Pordenone (IT)

<http://www.laundrysystems.electrolux.it/node129.asp-?ProdID=2935>.
http://web.archive.org/web/*/http://www.laundrysystems.electrolux.it.

(**) Term: **14 Years**

* cited by examiner

(21) Appl. No.: **29/283,287**

Primary Examiner—T. Chase Nelson

(22) Filed: **Aug. 9, 2007**

Assistant Examiner—Kathleen M Sims

(30) **Foreign Application Priority Data**

(74) *Attorney, Agent, or Firm*—Pearne & Gordon LLP

Feb. 12, 2007 (EM) 000669056

(57) **CLAIM**

(51) **LOC (9) Cl.** **15-05**

The ornamental design for a laundry appliance, as shown and described.

(52) **U.S. Cl.** **D32/5**

(58) **Field of Classification Search** D32/1,
D32/5-6, 8, 25, 28; 38/1 A; 312/31; 34/58,
34/87-88, 108-109, 130-132, 417, 499,
34/523-524, 534, 595-597, 600, 603; 68/3 R,
68/4, 5 R, 12.01, 12.08, 212, 139

DESCRIPTION

See application file for complete search history.

FIG. 1 is a perspective view of a laundry appliance showing my new design;

FIG. 2 is a front view thereof;

FIG. 3 is a top view thereof; and,

FIG. 4 is a right side view thereof, a left side view being a mirror image thereof.

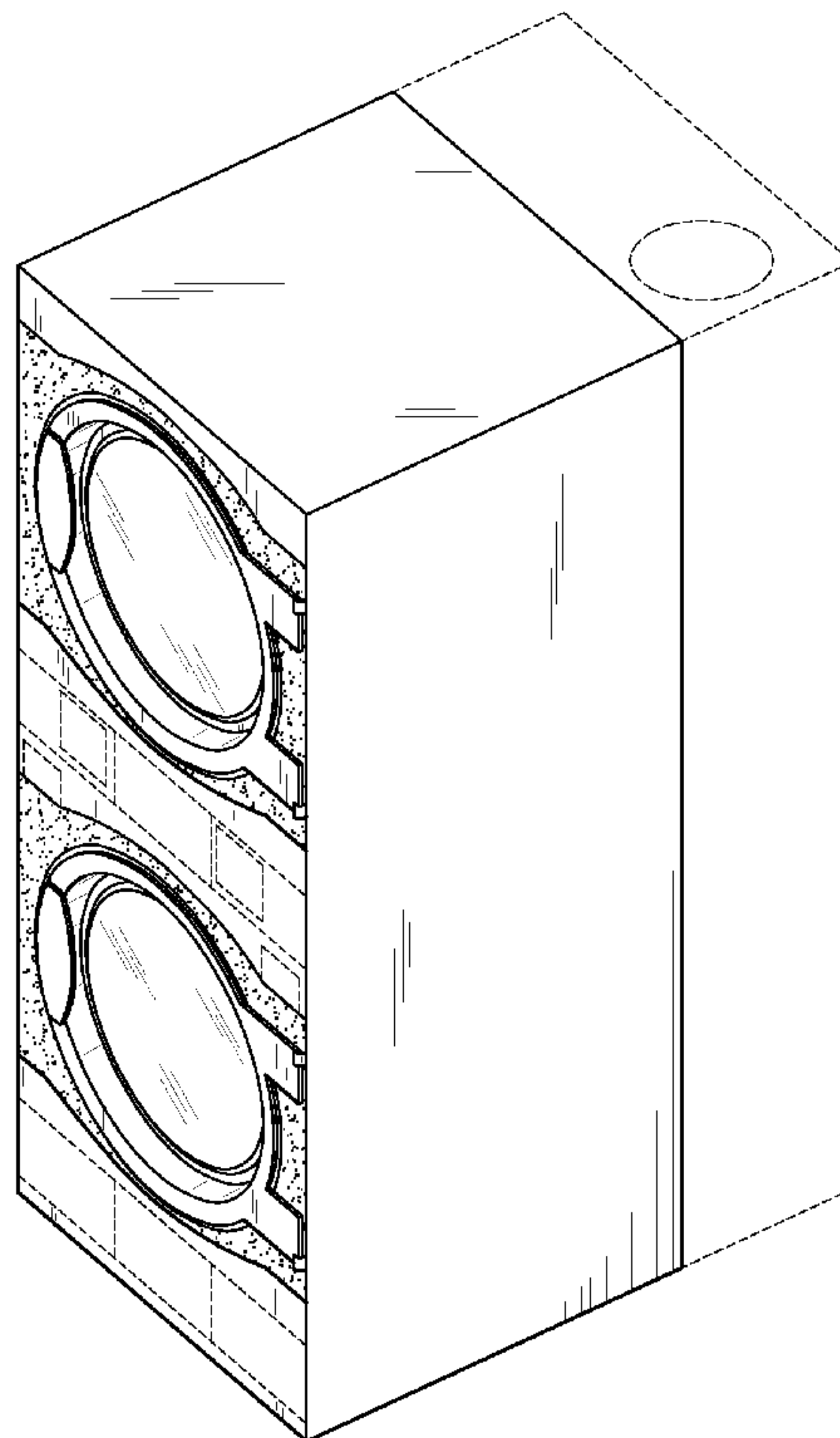
(56) **References Cited**

U.S. PATENT DOCUMENTS

D172,387 S * 6/1954 Geldoff D32/5
2,687,578 A * 8/1954 Richterkessing 34/127
D174,256 S * 3/1955 Geldhof D32/5
4,663,538 A * 5/1987 Cotton et al. 307/38
D298,873 S * 12/1988 Erickson et al. D32/5
4,934,559 A * 6/1990 Putnam 220/377

The broken line showing of the various surface details in FIGS. 1-4 are for the purpose of illustration only and form no part of the claimed design. The stippling shown in FIGS. 1 and 2 is provided to illustrate contrasting surfaces, and does not represent any particular color, pattern or surface texture.

1 Claim, 2 Drawing Sheets



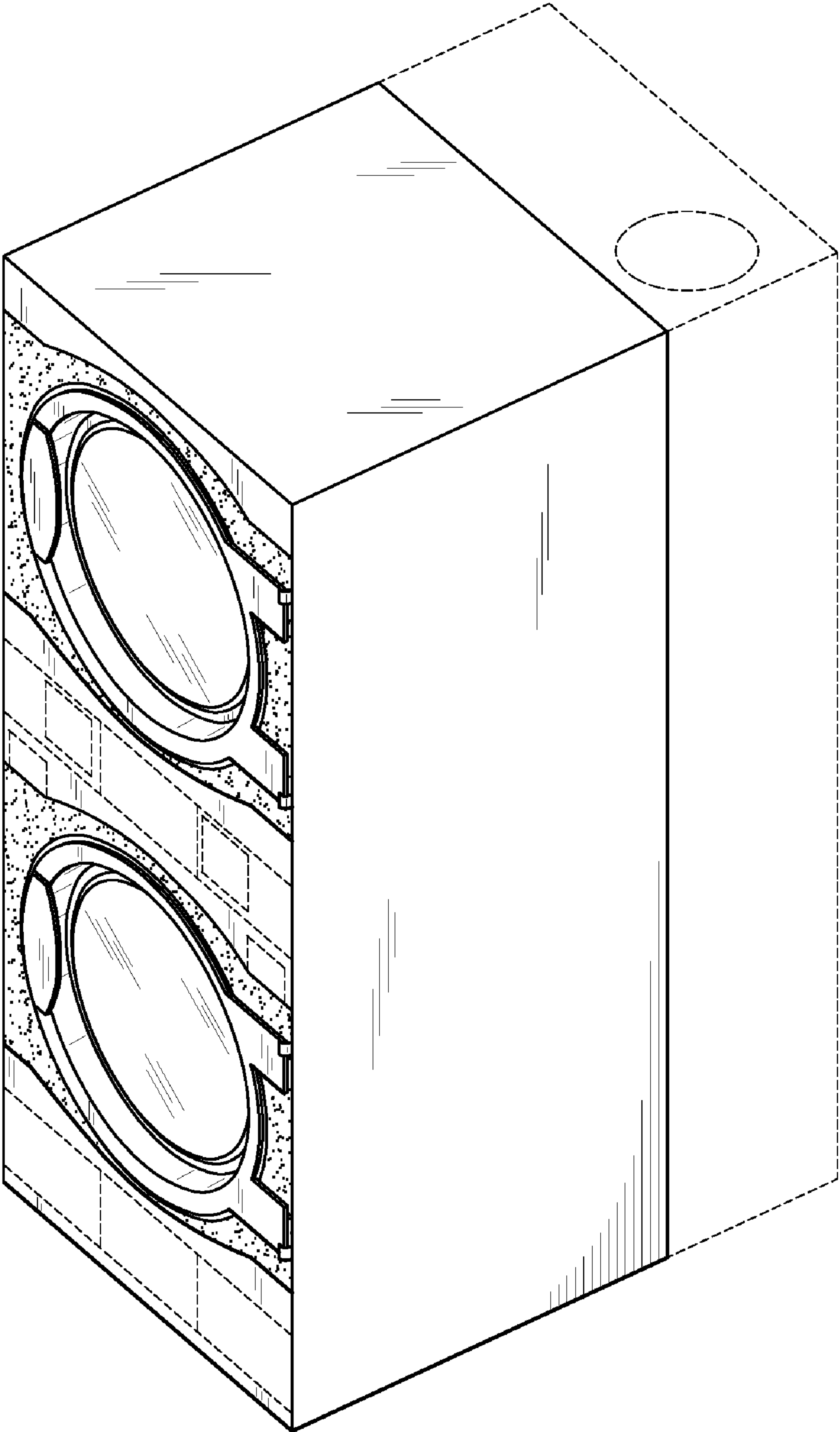


FIG. 1

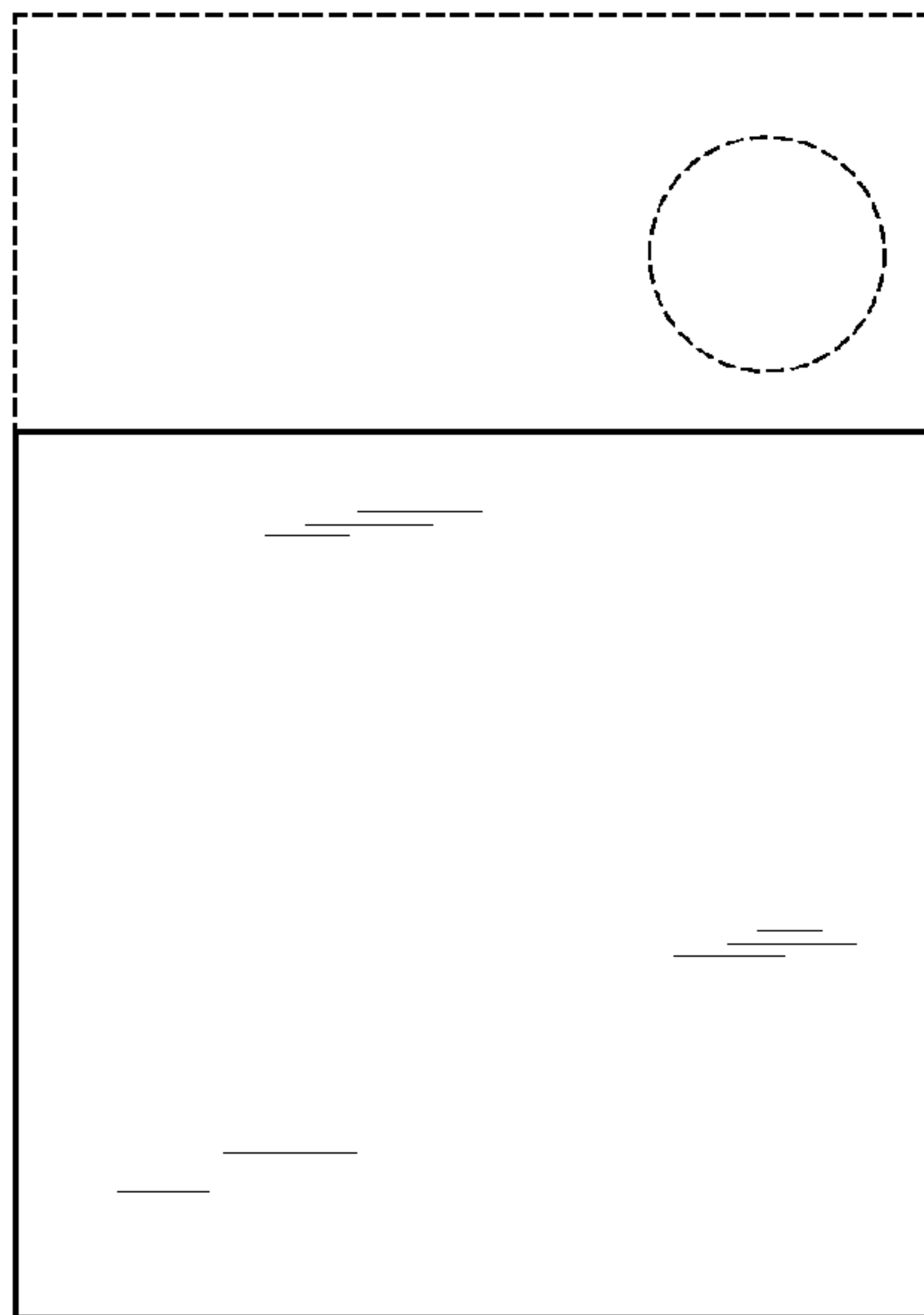


FIG. 3

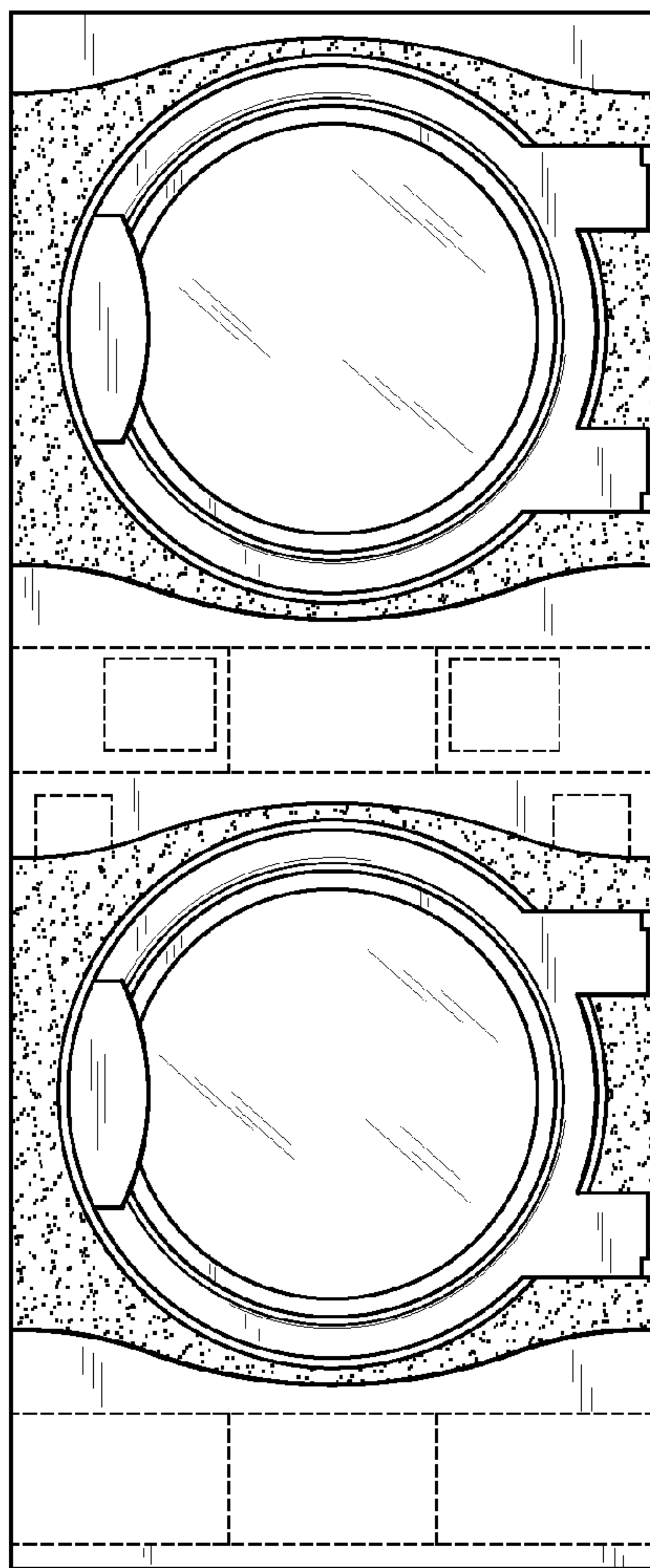


FIG. 2




FIG. 4