



US00D587843S

(12) **United States Design Patent**
Huang

(10) **Patent No.:** **US D587,843 S**

(45) **Date of Patent:** **** Mar. 3, 2009**

(54) **GAS LIGHTER**

(76) Inventor: **Xinhua Huang**, No. 239, Northern The
Third Circular Road, East, Cixi, Ningbo,
Zhejiang Province (CN) 315600

(**) Term: **14 Years**

(21) Appl. No.: **29/309,198**

(22) Filed: **Jul. 7, 2008**

(51) **LOC (9) Cl.** **27-05**

(52) **U.S. Cl.** **D27/156**

(58) **Field of Classification Search** D27/141-161;
431/129, 143, 153, 253-256, 273-277
See application file for complete search history.

(56) **References Cited**

U.S. PATENT DOCUMENTS

D228,666 S *	10/1973	Bich	D27/156
D241,556 S *	9/1976	Matsuo	D27/156
D254,873 S *	4/1980	Yoshinaga	D27/156
D302,597 S *	8/1989	Cadoux	D27/156
D313,086 S *	12/1990	Nitta	D27/156
D314,063 S *	1/1991	Shike et al.	D27/154

5,957,680 A *	9/1999	Doucet et al.	431/153
6,099,296 A *	8/2000	Wang	431/153
D443,718 S *	6/2001	Abouni	D27/156
D464,771 S *	10/2002	Kurokawa	D27/156
D560,307 S *	1/2008	Huang	D27/154

* cited by examiner

Primary Examiner—Jennifer Rivard

(57) **CLAIM**

The ornamental design for the gas lighter, as shown and described.

DESCRIPTION

FIG. 1 is a front elevation view of a gas lighter showing my new design;

FIG. 2 is a rear elevation view thereof;


FIG. 3 is a right side elevation view thereof;

FIG. 4 is a left side elevation view thereof;

FIG. 5 is a top view thereof; and,

FIG. 6 is a bottom view thereof.

1 Claim, 1 Drawing Sheet



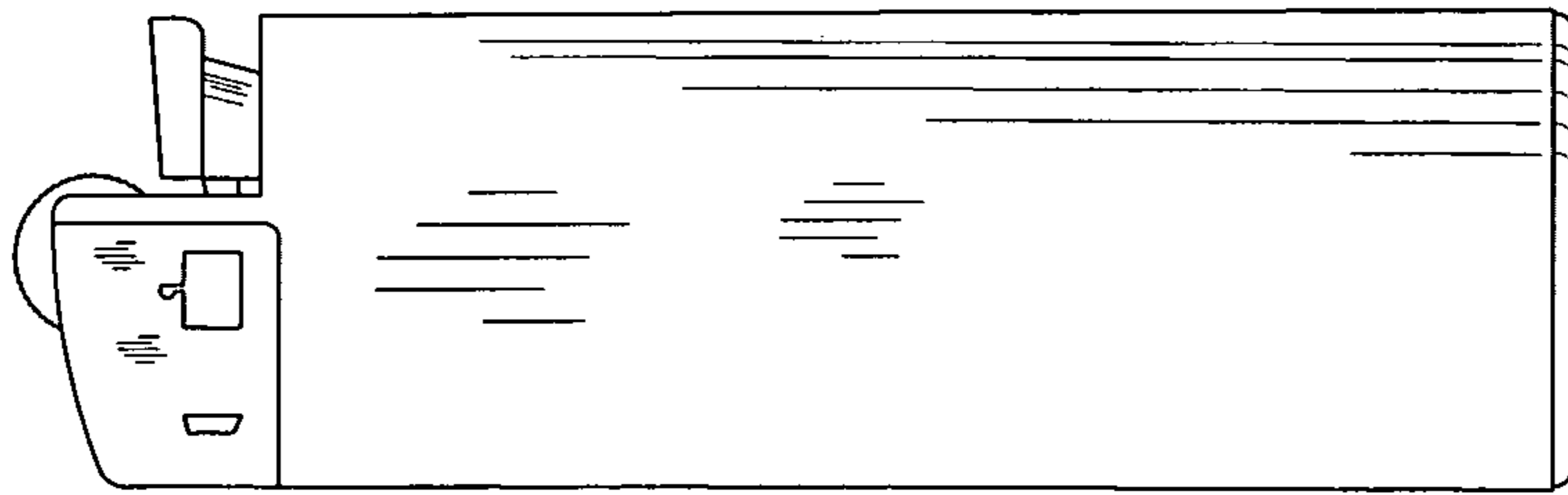


FIG. 1

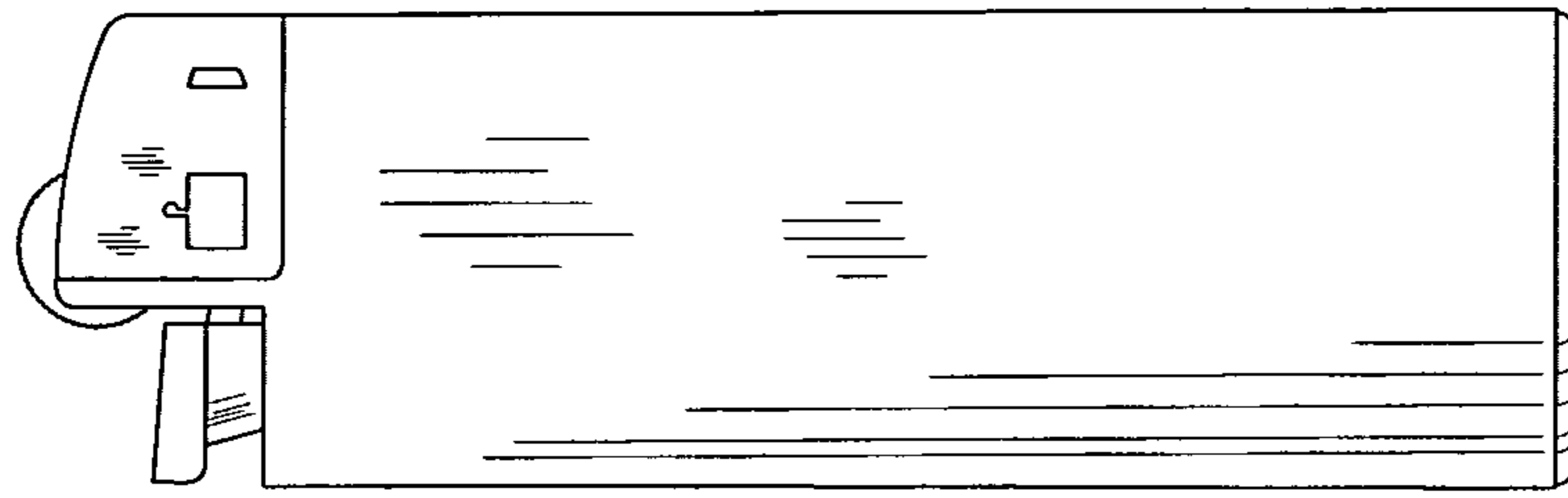


FIG. 2




FIG. 3




FIG. 4

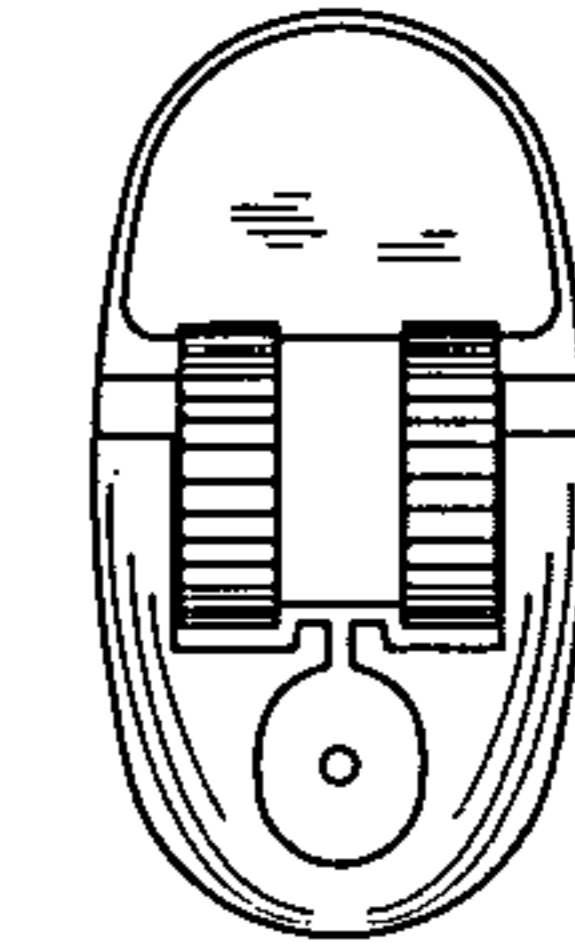


FIG. 5

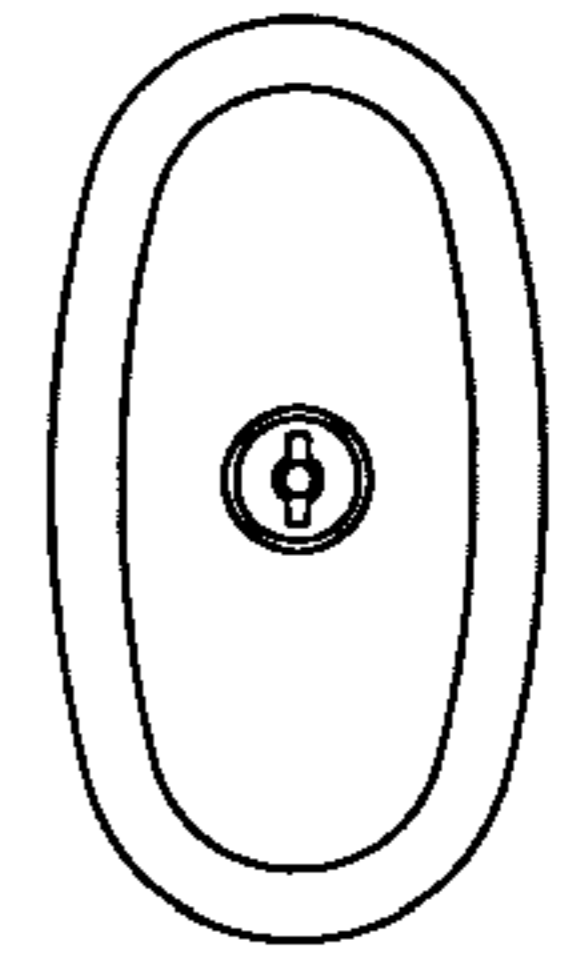


FIG. 6