



US00D587828S

(12) **United States Design Patent**
Tanaka

(10) **Patent No.:** **US D587,828 S**
(45) **Date of Patent:** **** Mar. 3, 2009**

(54) **HEAD LIGHT FOR A MOTORCYCLE**

D555,260 S * 11/2007 Uemoto et al. D26/28
D570,508 S * 6/2008 Kouchi D26/28

(75) Inventor: **Shunji Tanaka**, Kobe (JP)

* cited by examiner

(73) Assignee: **Kawasaki Jukogyo Kabushiki Kaisha**,
Hyogo (JP)

Primary Examiner—Marcus A. Jackson

(**) Term: **14 Years**

(57) **CLAIM**

(21) Appl. No.: **29/304,669**

The ornamental design for a head light for a motorcycle, as shown and described.

(22) Filed: **Mar. 5, 2008**

DESCRIPTION

(30) **Foreign Application Priority Data**

Sep. 10, 2007 (JP) 2007-024573

FIG. 1 is a front elevational view of a head light for a motorcycle showing my new design;

(51) **LOC (9) Cl.** **26-06**

FIG. 2 is a left side elevational view thereof;

(52) **U.S. Cl.** **D26/28**

FIG. 3 is a right side elevational view thereof;

(58) **Field of Classification Search** D26/28-36;
362/459-468, 475-478, 485-487

FIG. 4 is a top plan view thereof; and,

See application file for complete search history.

FIG. 5 is a perspective view thereof.

(56) **References Cited**

The broken line showing of the environment is for illustrative purposes only and forms no part of the claimed design.

U.S. PATENT DOCUMENTS

The portion encompassed by a solid line is the design sought to be patented.

D448,871 S * 10/2001 Kamata et al. D26/28

D500,564 S * 1/2005 Uemoto et al. D26/28

1 Claim, 5 Drawing Sheets


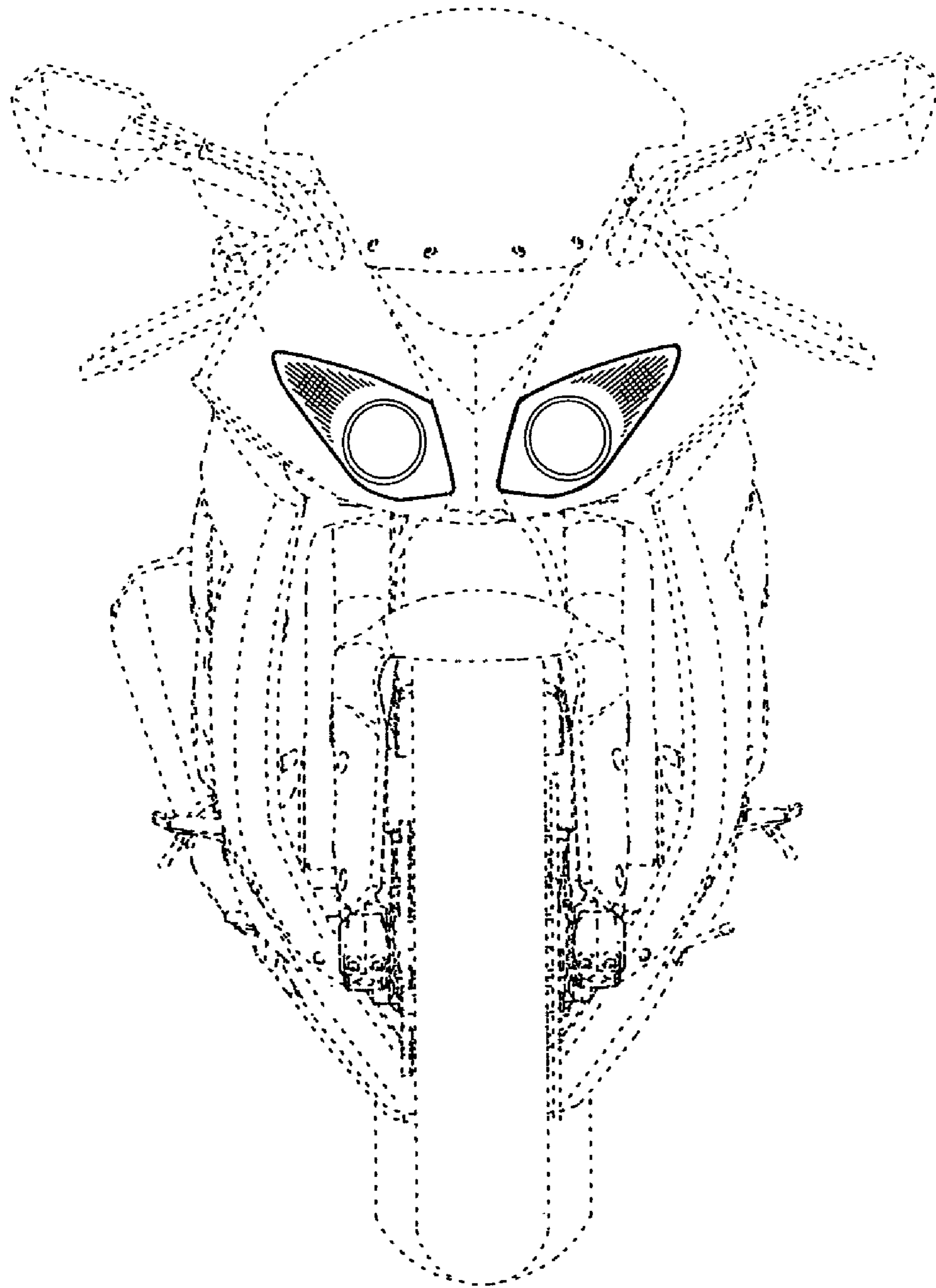


Fig.1



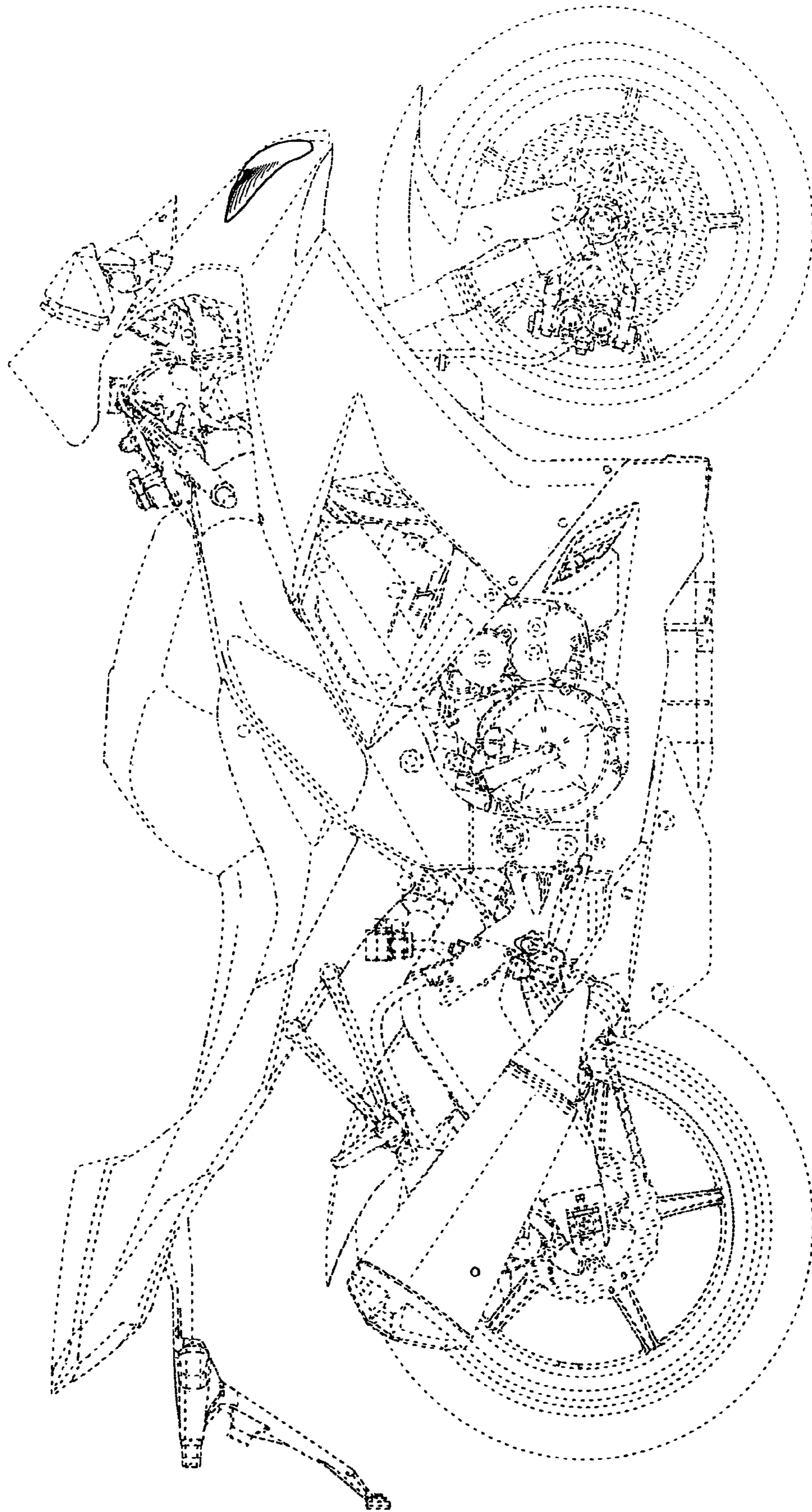


Fig.2

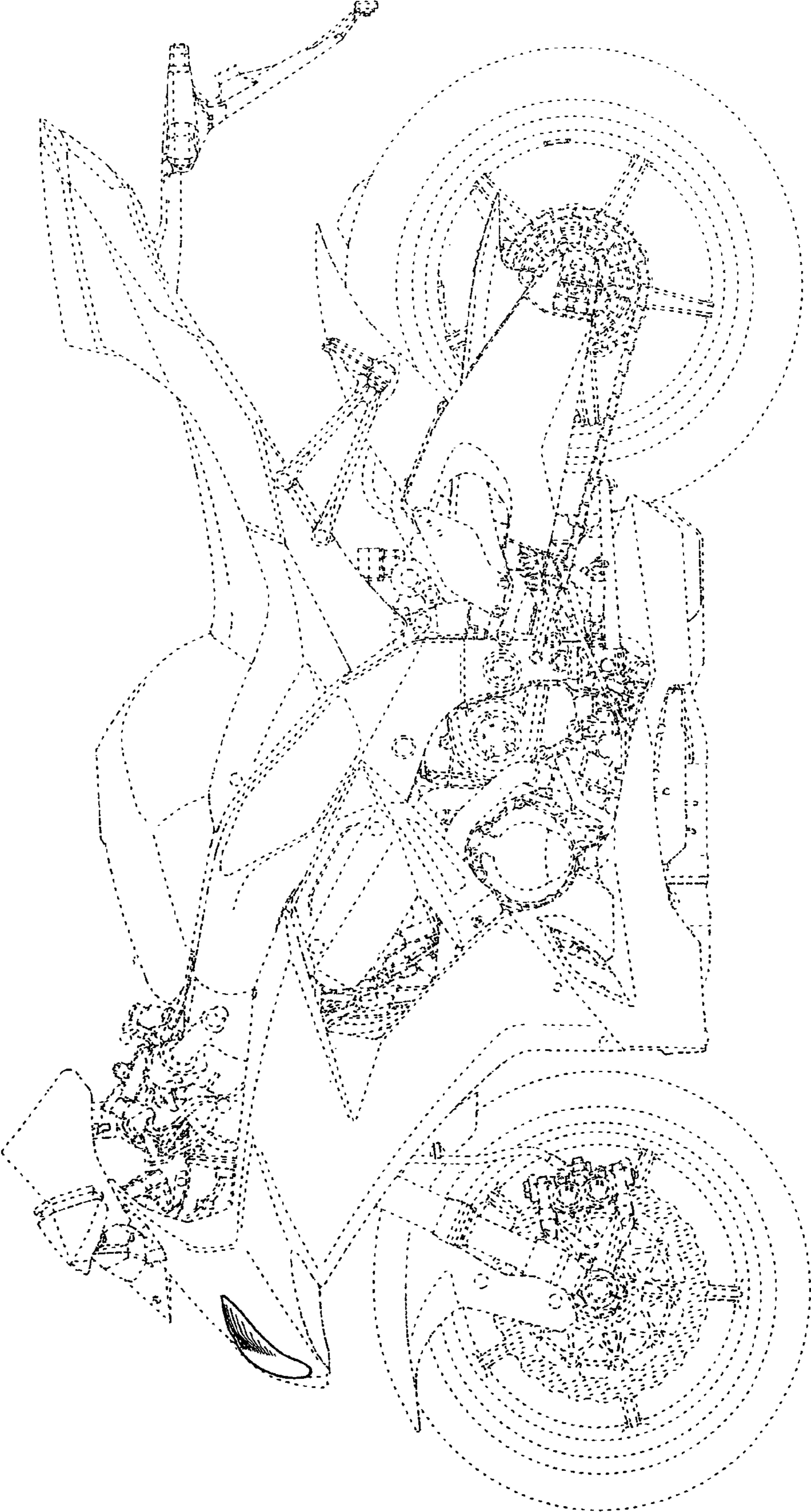


Fig. 3

Fig.4

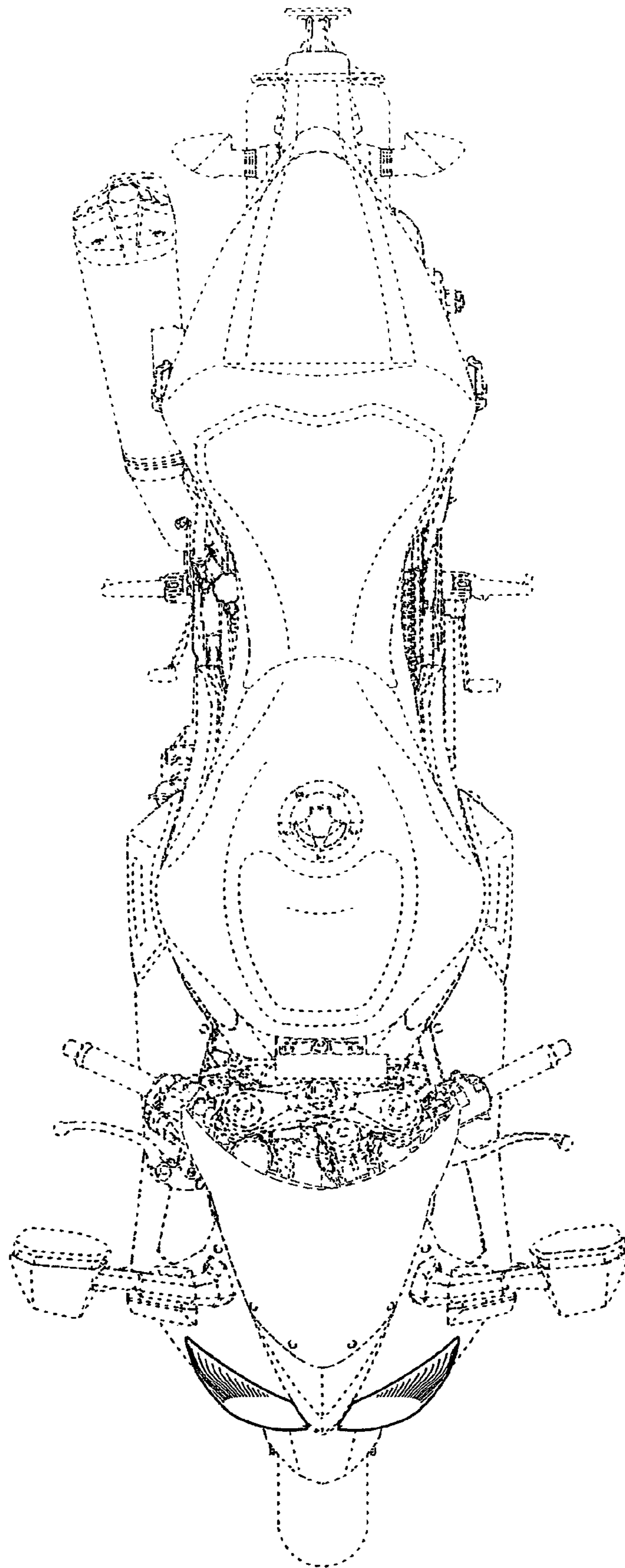


Fig.5

