



US00D587823S

(12) **United States Design Patent**
Li et al.

(10) **Patent No.:** **US D587,823 S**
(45) **Date of Patent:** **** Mar. 3, 2009**

(54) **PAR TYPE LAMP**

(75) Inventors: **Jason J Li**, Boxford, MA (US); **Glenn Freeman**, Danvers, MA (US)

(73) Assignee: **Osram Sylvania Inc.**, Danvers, MA (US)

(**) Term: **14 Years**

(21) Appl. No.: **29/286,371**

(22) Filed: **May 3, 2007**

(51) **LOC (9) Cl.** **26-04**

(52) **U.S. Cl.** **D26/2**

(58) **Field of Classification Search** D26/1,
D26/2, 3; 362/551, 257, 260, 311
See application file for complete search history.

(56) **References Cited**

U.S. PATENT DOCUMENTS

4,506,316	A	*	3/1985	Thiry et al.	362/309
D306,765	S	*	3/1990	Pavelin	D26/2
D321,762	S	*	11/1991	Mujahid et al.	D26/2
D325,096	S	*	3/1992	Peshak	D26/3
D329,710	S	*	9/1992	Muller et al.	D26/26
D398,407	S	*	9/1998	O'Connell et al.	D26/2
D435,306	S	*	12/2000	McBride	D26/2
D435,576	S	*	12/2000	McBride	D16/203
D435,577	S	*	12/2000	McBride	D16/203
D449,122	S	*	10/2001	Choi	D26/3

D463,584	S	*	9/2002	Yim	D26/2
D470,608	S	*	2/2003	Bobel	D26/2
D470,610	S	*	2/2003	Bobel	D26/2
D498,006	S	*	11/2004	Bobel	D26/2
D539,443	S	*	3/2007	Kwong et al.	D26/2
D556,348	S	*	11/2007	Foo et al.	D26/2

* cited by examiner

Primary Examiner—Ian Simmons

Assistant Examiner—Dana L Sipos

(74) *Attorney, Agent, or Firm*—William E. Meyer

(57) **CLAIM**

We claim the ornamental design for a par type lamp, as shown and described.

DESCRIPTION

FIG. 1 is a top, side perspective view of a par type lamp showing my new design;

FIG. 2 is a side elevation view thereof, the opposing side being identical;

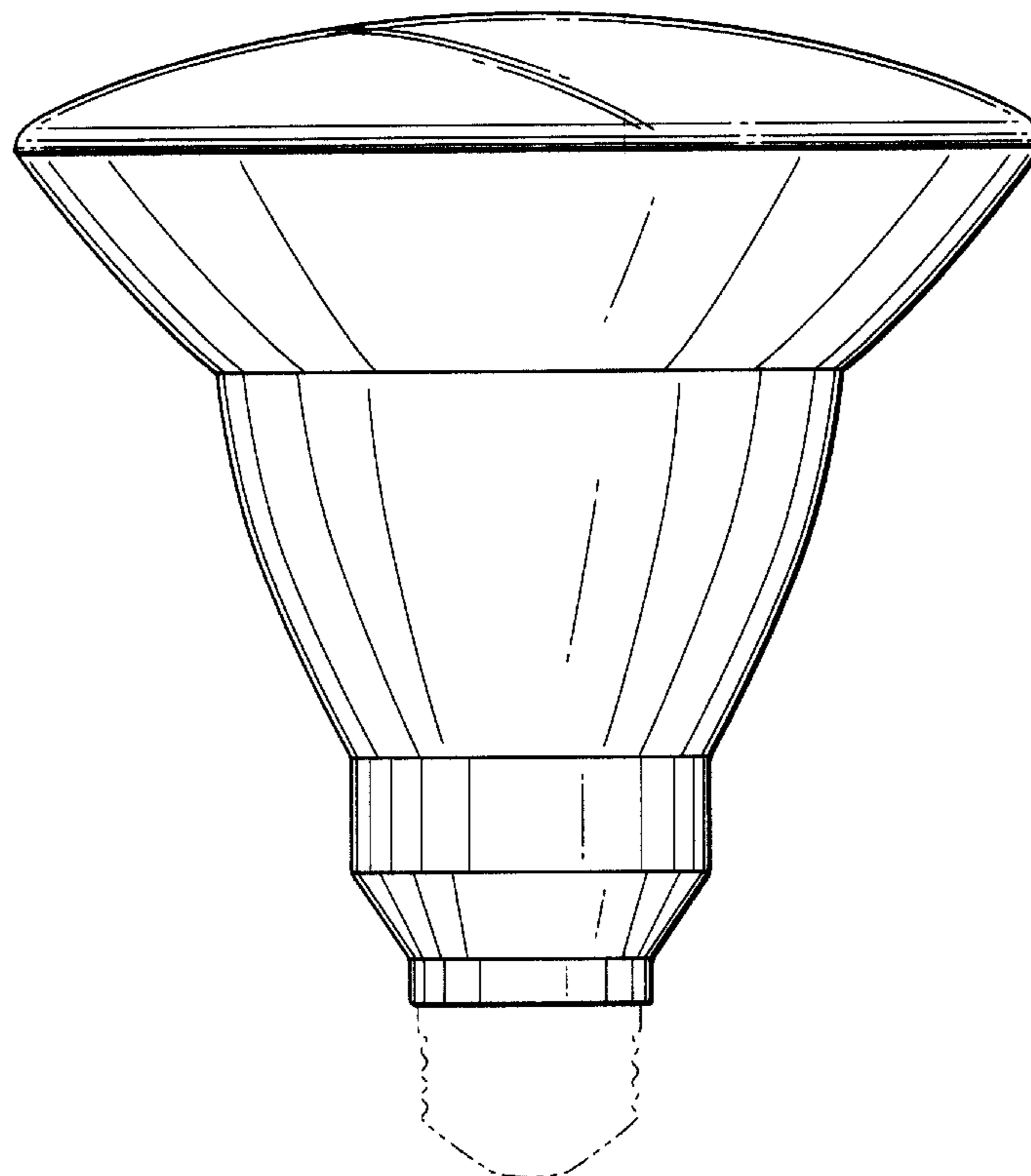
FIG. 3 is a top plan view thereof; and,

FIG. 4 is a bottom plan view thereof.

The area within the dashed lines shown in the figures is environmental and forms no part of the claimed design.

References to “side,” “top” and “bottom” in these figure descriptions are not meant to require a certain in-use orientation—the lamps may be used in any orientation.

1 Claim, 4 Drawing Sheets



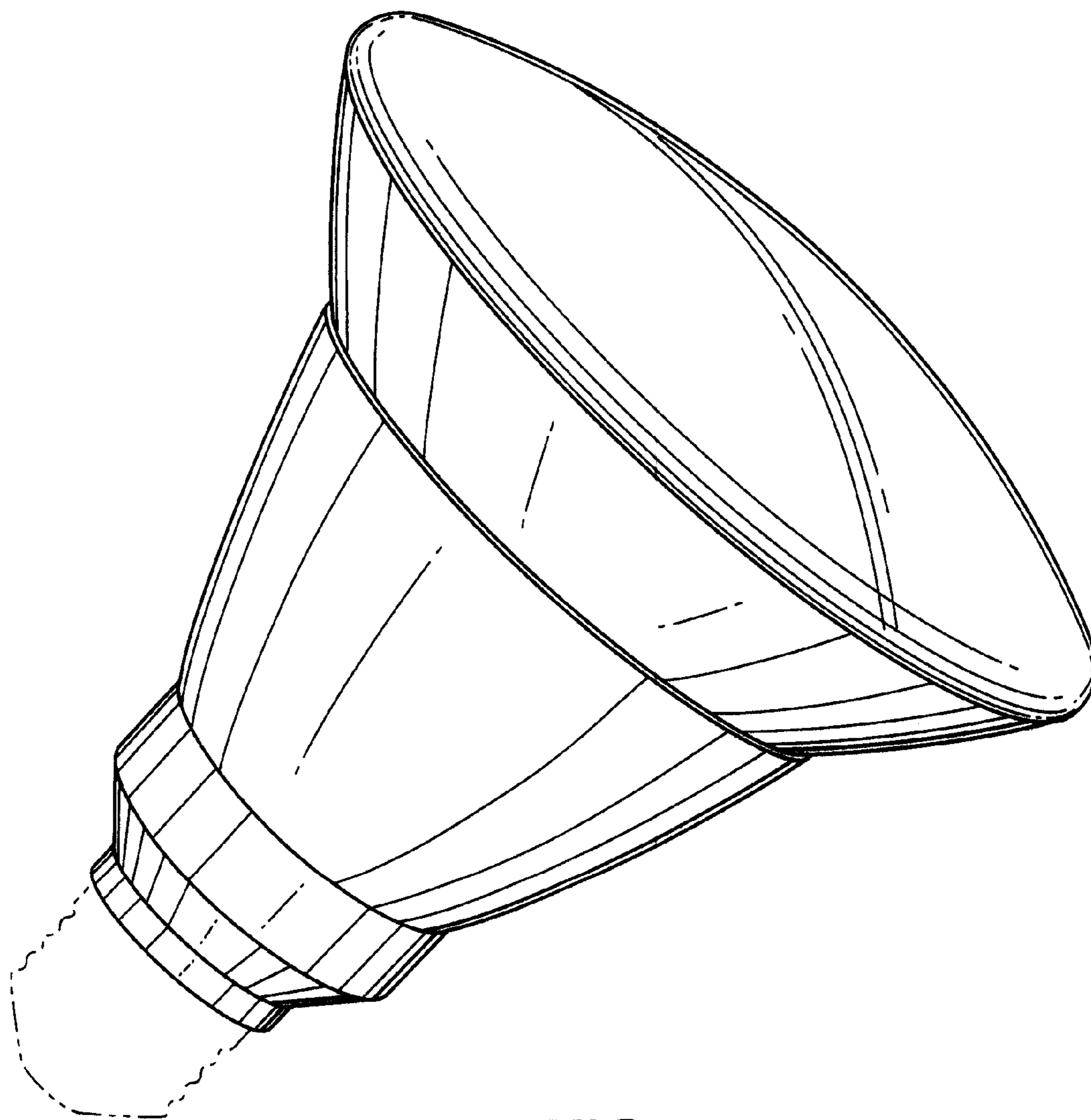


FIG. 1

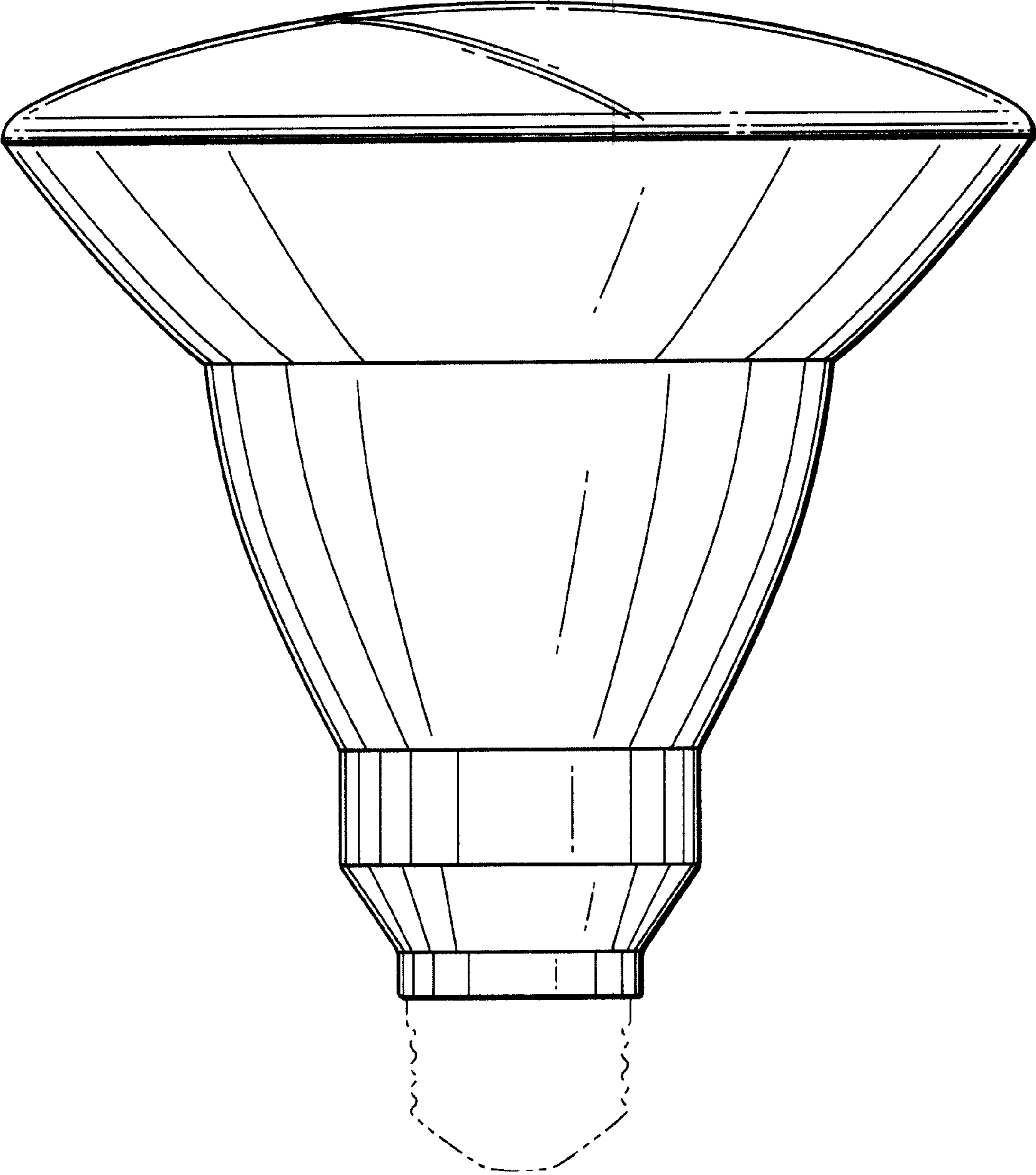


FIG. 2




FIG. 3

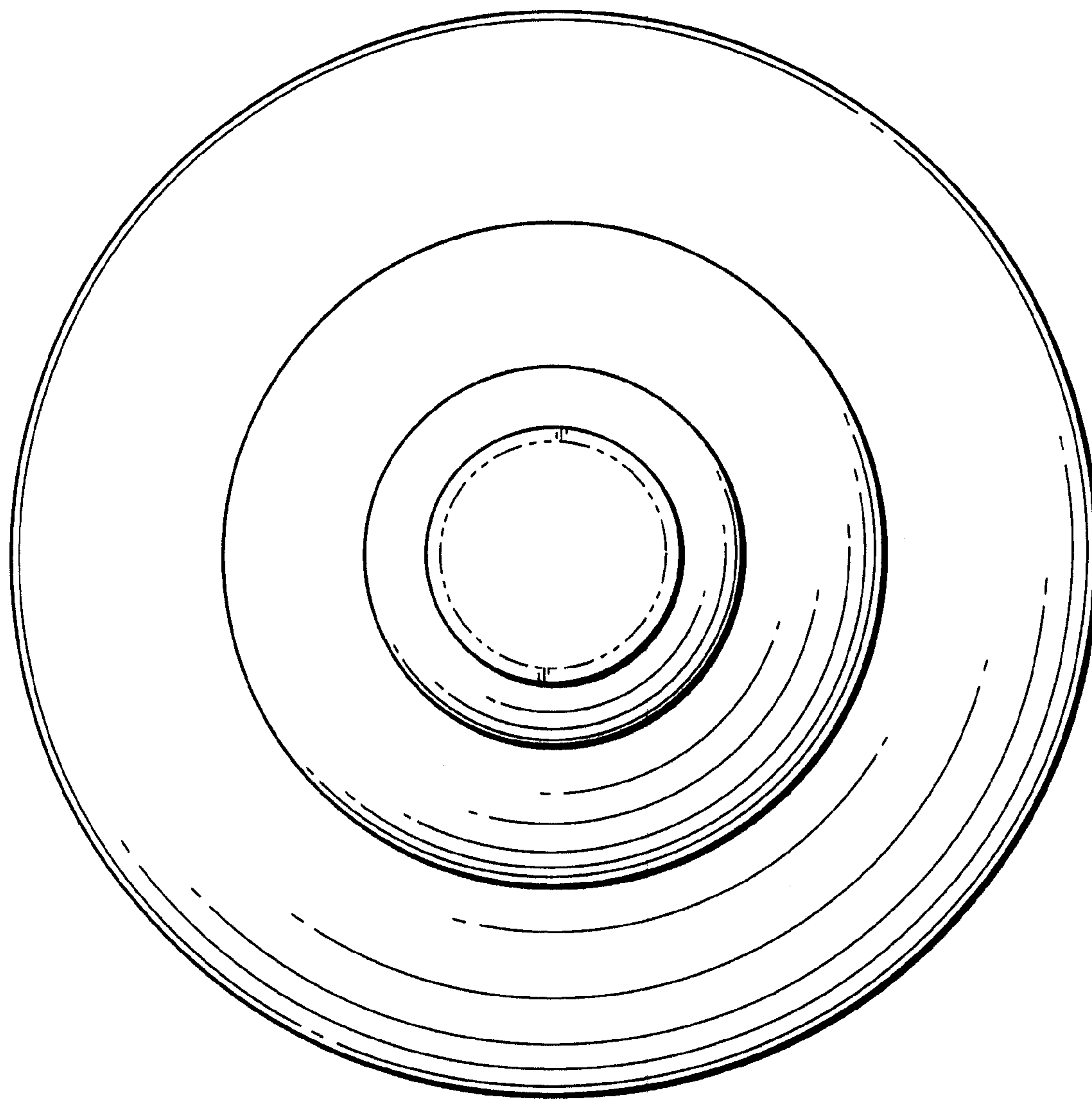


FIG. 4