



US00D587811S

(12) **United States Design Patent**
Uchiyama et al.

(10) **Patent No.:** **US D587,811 S**
(45) **Date of Patent:** **** Mar. 3, 2009**

(54) **BODY WARMER**

(75) Inventors: **Hitoshi Uchiyama**, Ibaragi-ken (JP);
Juri Saitou, Ibaragi-ken (JP)

(73) Assignee: **Okamoto Industries, Inc.**, Tokyo (JP)

(**) Term: **14 Years**

(21) Appl. No.: **29/320,110**

(22) Filed: **Jun. 20, 2008**

(30) **Foreign Application Priority Data**

Dec. 28, 2007 (JP) 2007-036203

(51) **LOC (9) Cl.** **28-03**

(52) **U.S. Cl.** **D24/206**

(58) **Field of Classification Search** D24/200,
D24/206-208; 607/96, 108-111, 114; D7/362,
D7/363, 367; 219/458.1, 460.1, 462.1, 463.1,
219/464.1

See application file for complete search history.

(56) **References Cited**

U.S. PATENT DOCUMENTS

D342,790 S * 12/1993 Zona D24/207
D372,984 S * 8/1996 Jordan D24/206
D380,051 S * 6/1997 Davis et al. D24/200
6,019,782 A * 2/2000 Davis et al. 607/96
D526,720 S * 8/2006 Dodo et al. D24/206
D527,829 S * 9/2006 Dodo et al. D24/206

7,319,207 B2 * 1/2008 Campf et al. 607/96
D583,479 S * 12/2008 Yim D24/206
D583,959 S * 12/2008 Yim D24/206

* cited by examiner

Primary Examiner—Cathron C Brooks

Assistant Examiner—Melanie Levy

(74) *Attorney, Agent, or Firm*—Schweitzer Cornman Gross &
Bondell LLP

(57) **CLAIM**

The ornamental design for a body warmer, as shown and described.

DESCRIPTION

FIG. 1 is a front view of a body warmer showing our new design;

FIG. 2 is a rear view thereof;

FIG. 3 is a top plan view thereof;

FIG. 4 is a bottom plan view thereof;

FIG. 5 is a right side elevational view thereof;

FIG. 6 is a left side elevational view thereof;

FIG. 7 is a perspective view thereof; and,

FIG. 8 is another rear view of the embodiment of FIG. 1, shown with a different broken line disclosure.

The broken lines in the drawings are intended to show environmental structure and form no part of the claimed design.

1 Claim, 6 Drawing Sheets

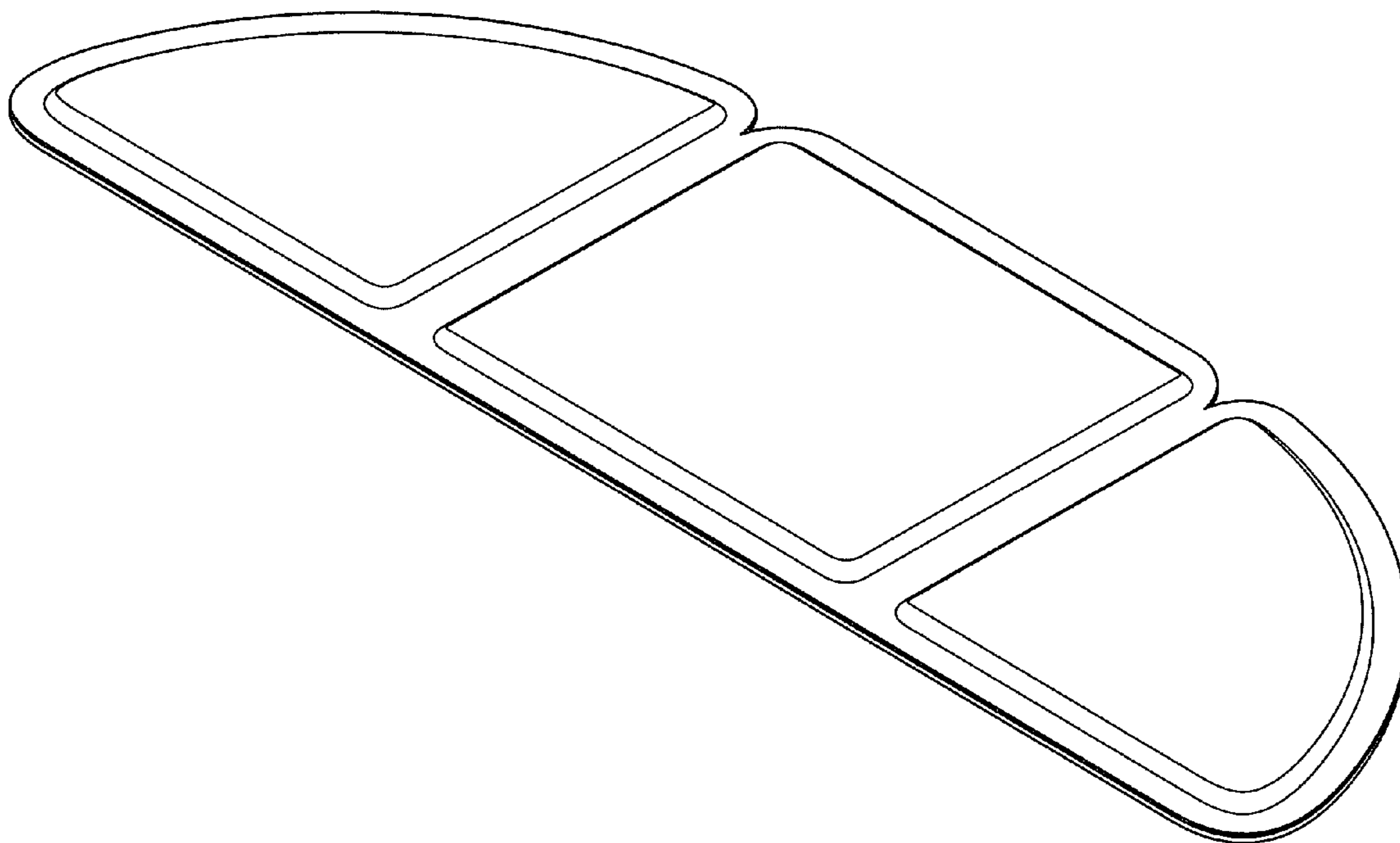


Fig.1




Fig.2




Fig.3



Fig.4



Fig.5



Fig.6



Fig.7

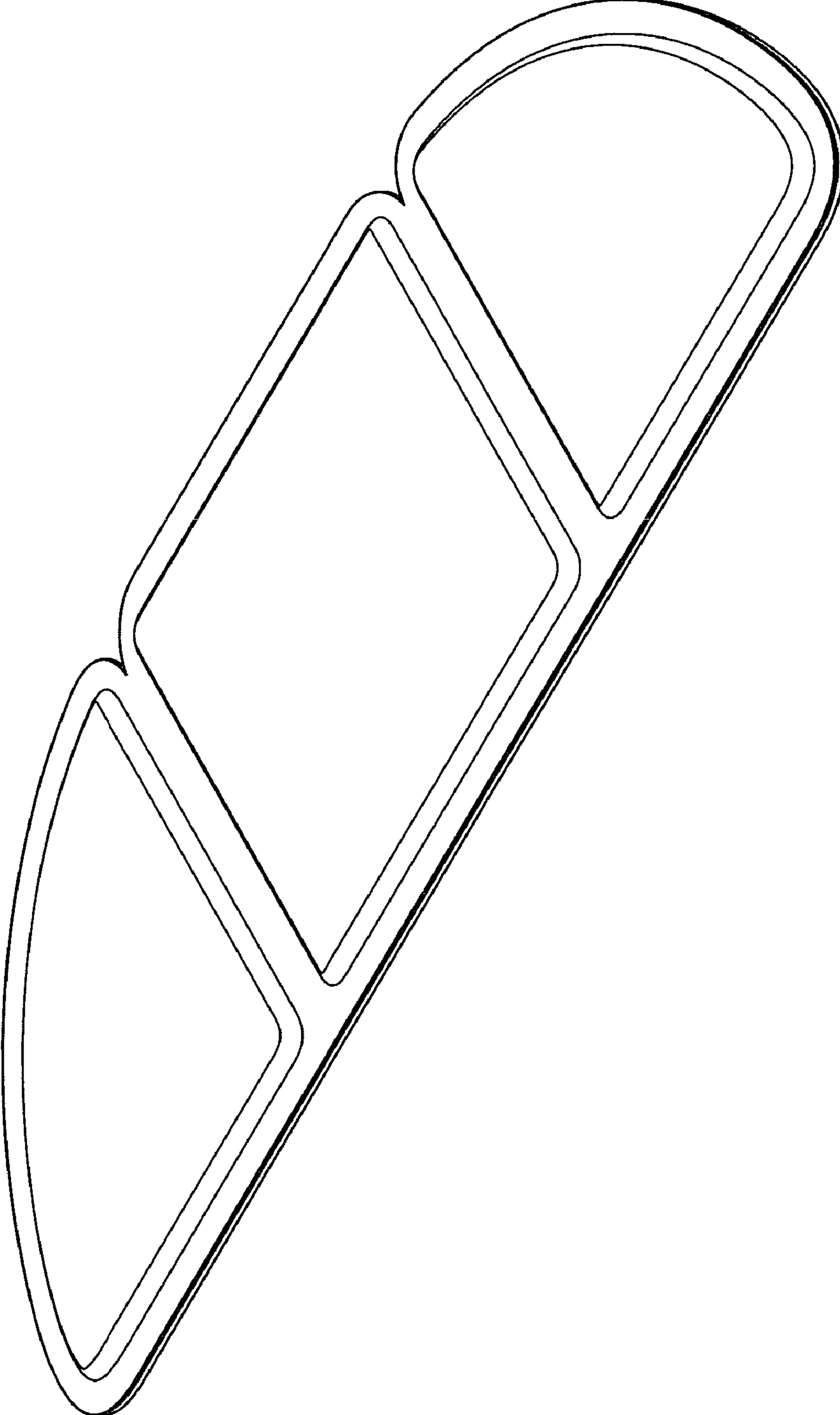


Fig.8

