



US00D587795S

(12) **United States Design Patent**
Hennessy

(10) **Patent No.:** **US D587,795 S**

(45) **Date of Patent:** **** Mar. 3, 2009**

(54) **AIR FRESHENER**

(76) Inventor: **Edward Hennessy**, 141 Thousand Oaks Village, Atlantic Highlands, NJ (US) 07716

(**) Term: **14 Years**

(21) Appl. No.: **29/308,116**

(22) Filed: **May 28, 2008**

(51) **LOC (9) Cl.** **28-99**

(52) **U.S. Cl.** **D23/367**

(58) **Field of Classification Search** D23/355-396; 261/DIG. 17, DIG. 43, DIG. 65, DIG. 88, 261/DIG. 89; 239/34, 35, 53, 56, 57, 60, 239/136, 326; 392/386, 394, 395; D28/5, D28/6

See application file for complete search history.

(56) **References Cited**

U.S. PATENT DOCUMENTS

D223,578 S *	5/1972	Lebrecque	D23/368
D275,223 S *	8/1984	Marxen	D23/366
D275,700 S *	9/1984	Marxen	D23/366
D372,306 S *	7/1996	Smith	D23/367
D372,768 S *	8/1996	Miller et al.	D23/366
D398,391 S *	9/1998	Kutchko	D23/366
D403,759 S *	1/1999	Robertson	D23/366
D407,153 S *	3/1999	Davis et al.	D23/367
D439,321 S *	3/2001	Matthew et al.	D23/366

D459,795 S *	7/2002	Moran	D23/367
D515,684 S *	2/2006	Latone	D23/366

* cited by examiner

Primary Examiner—Sandra Snapp

(74) *Attorney, Agent, or Firm*—Mandel & Peslak, LLC; Arthur M. Peslak, Esq.

(57) **CLAIM**

What is claimed is the ornamental design for an air freshener, as shown and described.

DESCRIPTION

FIG. 1 is a front perspective view of the air freshener of the present invention.

FIG. 2 is a front elevation view of the air freshener of the present invention.

FIG. 3 is a rear elevation view of the air freshener of the present invention.


FIG. 4 is a side elevation view of the air freshener of the present invention.

FIG. 5 is another side elevation view of the air freshener of the present invention.

FIG. 6 is top plan view of the air freshener of the present invention; and,

FIG. 7 is a bottom plan view of the air freshener of the present invention.

1 Claim, 3 Drawing Sheets






FIG. 1




FIG. 2

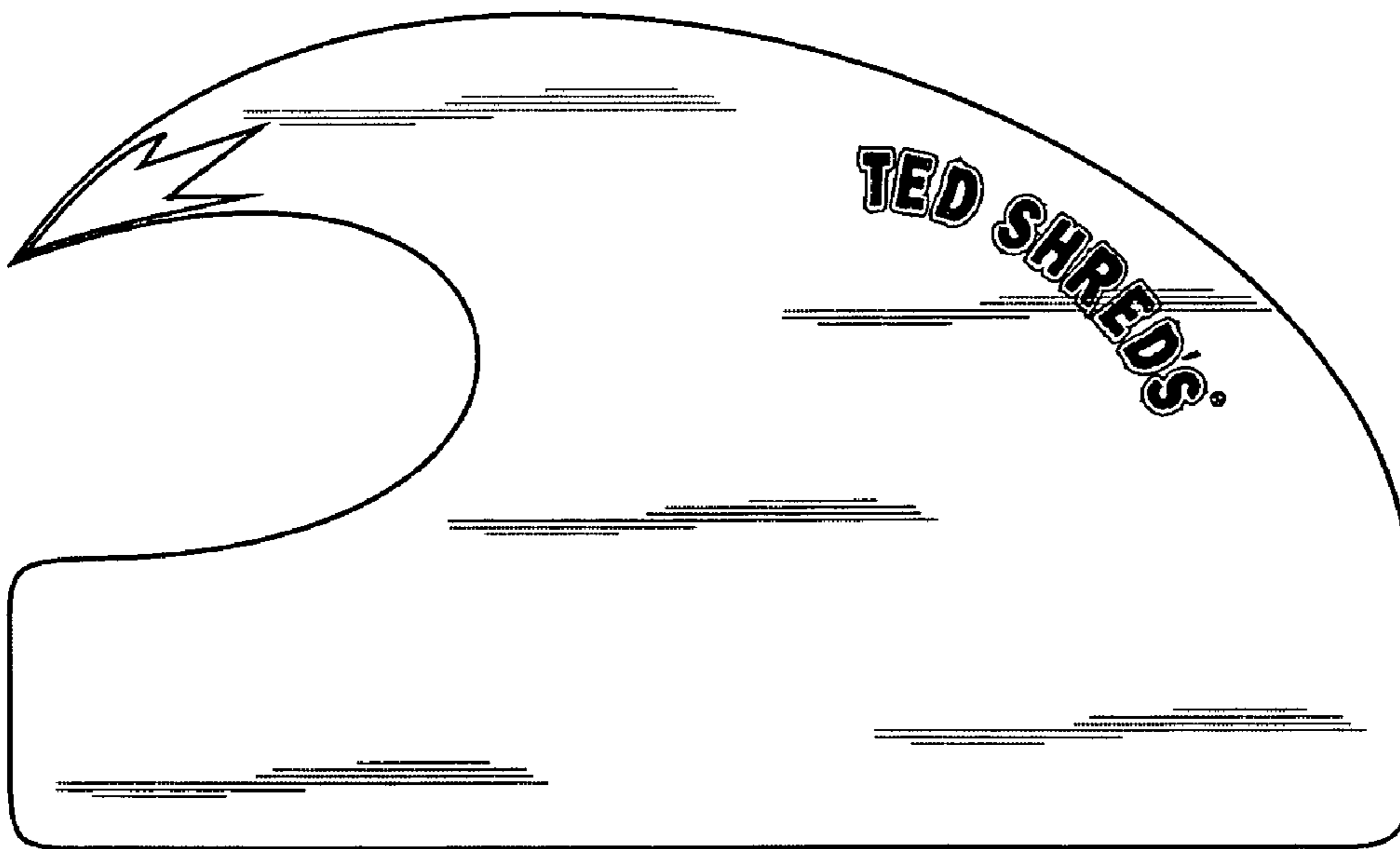


FIG. 3



FIG. 4



FIG. 5



FIG. 6



FIG. 7