



US00D587775S

(12) **United States Design Patent**
Adams

(10) **Patent No.:** **US D587,775 S**
(45) **Date of Patent:** **** Mar. 3, 2009**

(54) **CANOPY FOR ENCLOSURE FOR RECREATIONAL STRUCTURE**

(75) Inventor: **Craig Adams**, Portland, OR (US)

(73) Assignee: **CA06, LLC**, Portland, OR (US)

(**) Term: **14 Years**

(21) Appl. No.: **29/279,968**

(22) Filed: **May 11, 2007**

(51) **LOC (9) Cl.** **21-03**

(52) **U.S. Cl.** **D21/814**

(58) **Field of Classification Search** D21/811,
D21/814, 835; 482/27-29, 35-36; 472/134,
472/135; 473/473

See application file for complete search history.

(56) **References Cited**

U.S. PATENT DOCUMENTS

4,433,838	A *	2/1984	Gordon	473/473
4,569,515	A *	2/1986	Gordon	473/473
D352,759	S *	11/1994	Cantwell	D21/834
D382,618	S *	8/1997	Gift	D21/814
D570,438	S *	6/2008	Adams	D21/814

D570,439 S * 6/2008 Adams D21/814

* cited by examiner

Primary Examiner—Mitchell I Siegel

(74) *Attorney, Agent, or Firm*—Harness, Dickey & Pierce, P.L.C.

(57) **CLAIM**

I claim the ornamental design for a canopy for an enclosure for recreational structure, as shown and described.

DESCRIPTION

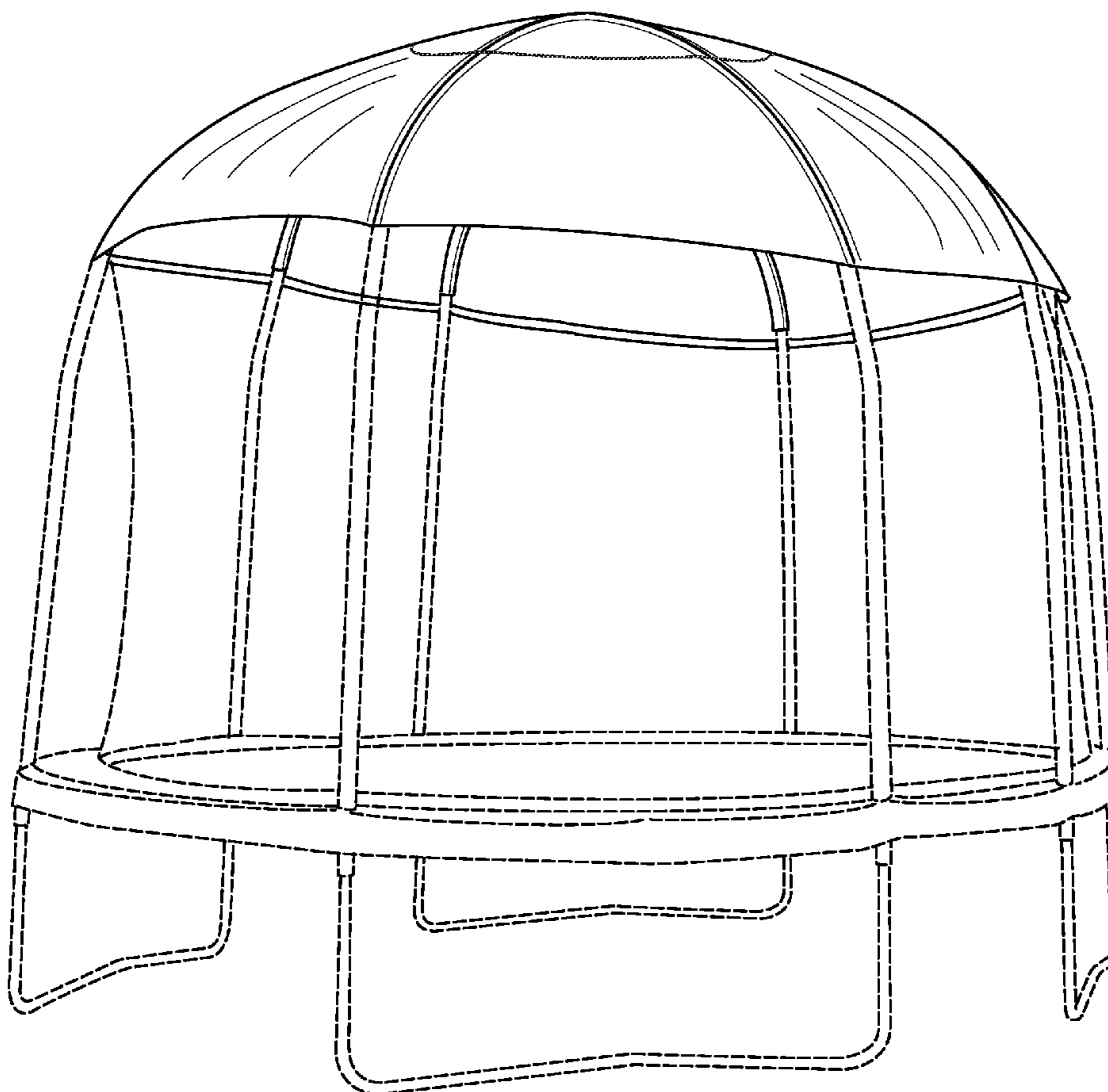
FIG. 1 is a perspective side view of a canopy for an enclosure for a recreational structure according to the subject matter disclosed herein; and

FIG. 2 is a top view of the canopy for a recreational structure shown in FIG. 1 according to the subject matter disclosed herein; and,

FIG. 3 is a bottom view of a canopy for an enclosure for a recreational structure having a vent and a vent cover according to the subject matter disclosed herein.

The broken line showing is included for the purposes of illustrating and forms no part of the claimed design.

1 Claim, 3 Drawing Sheets



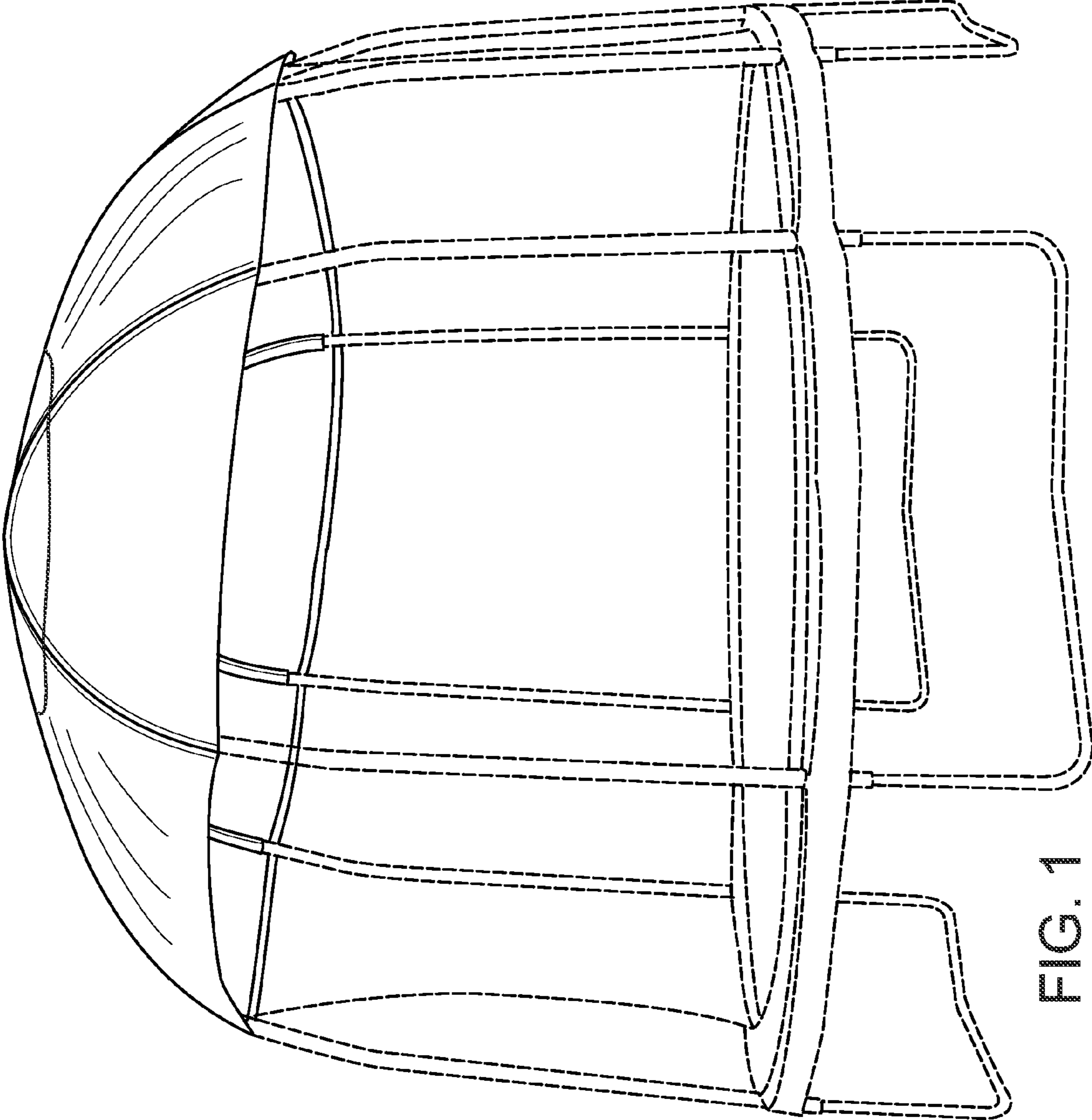


FIG. 1

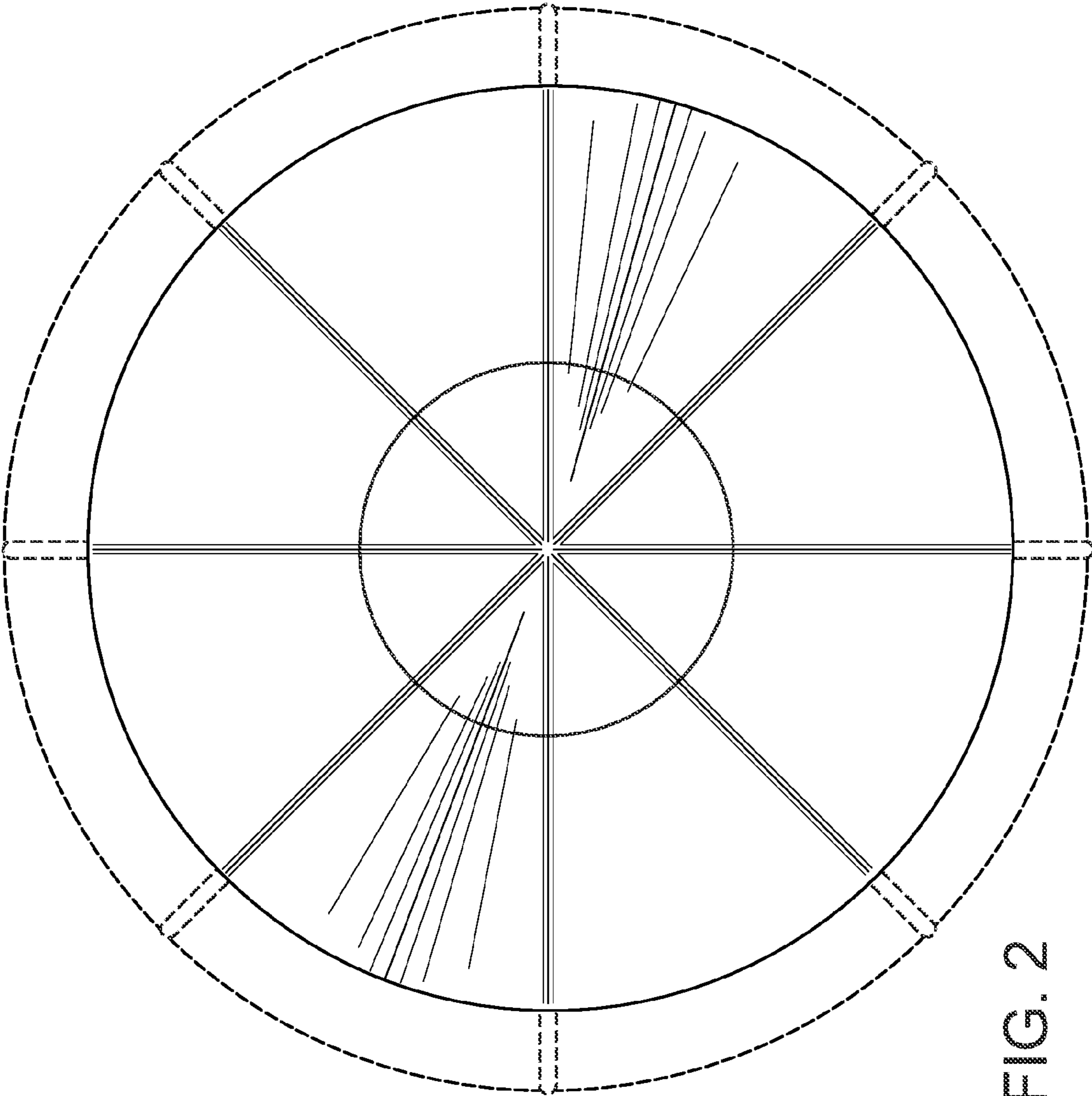


FIG. 2

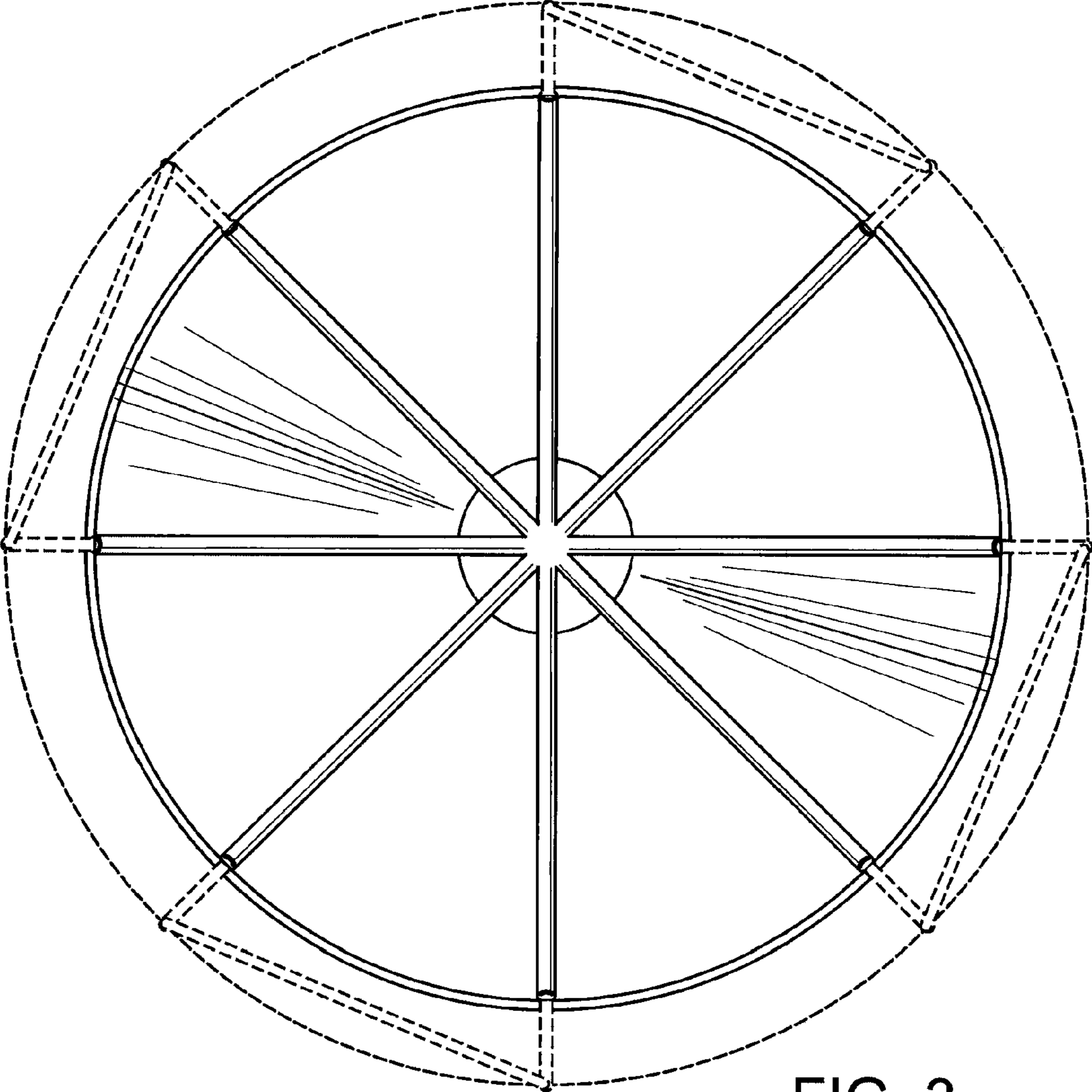


FIG. 3