



US00D587756S

(12) **United States Design Patent**
Rule

(10) **Patent No.:** **US D587,756 S**
(45) **Date of Patent:** **** Mar. 3, 2009**

(54) **COUNTING DEVICE**

(76) Inventor: **Scott Rule**, 1380 Langford Ct., Wheaton,
IL (US) 60187

(**) Term: **14 Years**

(21) Appl. No.: **29/293,081**

(22) Filed: **Nov. 7, 2007**

(51) **LOC (9) Cl.** **19-07**

(52) **U.S. Cl.** **D19/62**

(58) **Field of Classification Search** D10/46.1;
D19/59-64; D18/6; D21/39; 116/222-225;
235/1 B, 123; 434/189, 203, 205
See application file for complete search history.

(56) **References Cited**

U.S. PATENT DOCUMENTS

| | | | | |
|-----------|-----|---------|----------|----------------|
| 232,482 | A | 9/1880 | Fitch | |
| 447,454 | A | 3/1891 | Velasco | |
| 447,464 | A * | 3/1891 | Vilaseca | 2/327 |
| 465,811 | A | 12/1891 | Anderson | |
| 1,028,227 | A | 6/1912 | Kruger | |
| 1,099,009 | A | 6/1914 | Bennett | |
| 1,144,487 | A * | 6/1915 | McGinley | 434/203 |
| 2,655,737 | A | 10/1953 | Don Dero | |
| D174,999 | S * | 6/1955 | Schall | D10/46.1 |
| D248,332 | S | 6/1978 | Bailey | |
| 4,884,973 | A | 12/1989 | Pak | |
| 5,395,245 | A * | 3/1995 | Heinz | 434/204 |

| | | | |
|-----------|---|---------|------------|
| 5,725,380 | A | 3/1998 | Kennelly |
| D399,522 | S | 10/1998 | Nye et al. |
| 6,099,377 | A | 8/2000 | Pridemore |
| D529,551 | S | 10/2006 | Rule |
| D534,960 | S | 1/2007 | Rule |

* cited by examiner

Primary Examiner—Antoine D Davis

(74) *Attorney, Agent, or Firm*—Pauley Petersen & Erickson

(57) **CLAIM**

The ornamental design for a counting device with spherical counting members, as shown.

DESCRIPTION

FIG. 1 is a front view of a counting device according to one preferred embodiment of the invention;

FIG. 2 is a front view of a counting device according to one preferred embodiment of the invention;

FIG. 3 is a front view of a counting device according to one preferred embodiment of the invention;

FIG. 4 is a front view of a counting device according to one preferred embodiment of the invention;

FIG. 5 is a front view of a counting device according to one preferred embodiment of the invention; and,

FIG. 6 is a front view of a counting device according to one preferred embodiment of the invention.

1 Claim, 1 Drawing Sheet



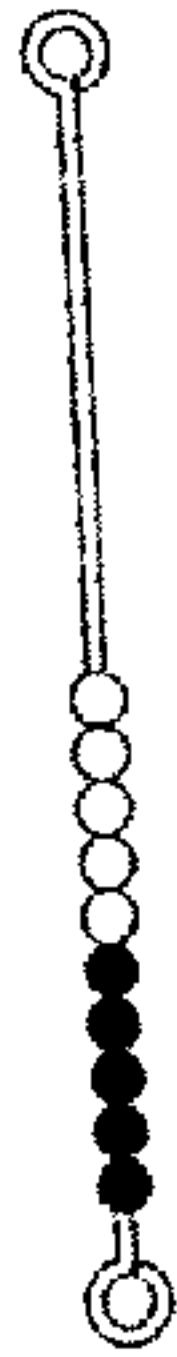


FIG. 1

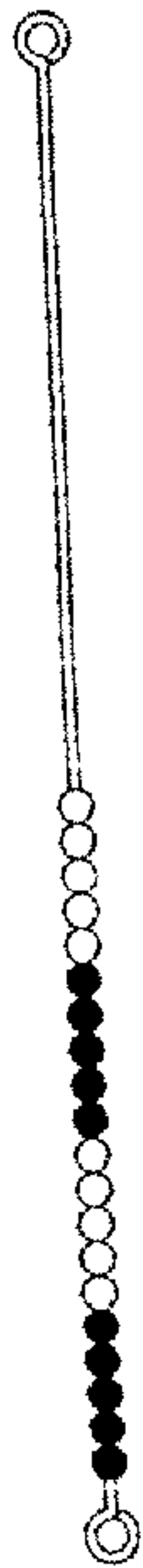


FIG. 2

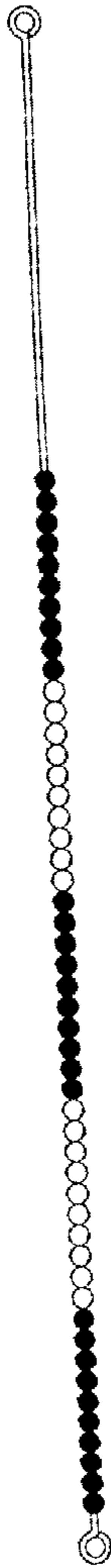


FIG. 3

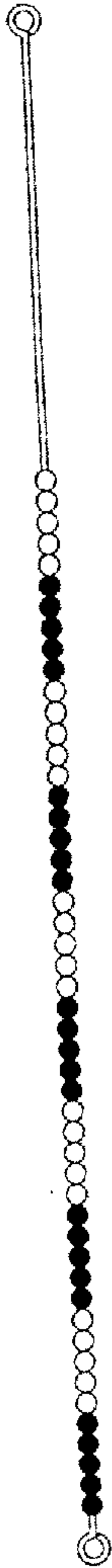


FIG. 4

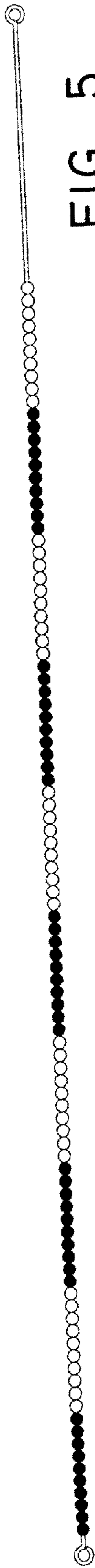


FIG. 5

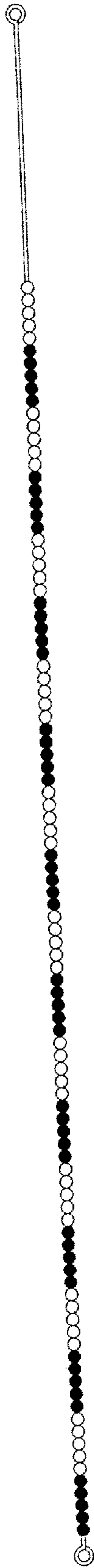


FIG. 6