



US00D587752S

(12) **United States Design Patent**
Shimizu

(10) **Patent No.:** **US D587,752 S**
(45) **Date of Patent:** **** Mar. 3, 2009**

(54) **BALLPOINT PEN**
(75) Inventor: **Kazuhisa Shimizu**, Shinagawa-ku (JP)
(73) Assignee: **Pentel Kabushiki Kaisha** (JP)
(**) Term: **14 Years**
(21) Appl. No.: **29/294,425**
(22) Filed: **Jan. 10, 2008**

D534,586 S * 1/2007 Togawa D19/50
D558,269 S * 12/2007 Takanashi et al. D19/49
D562,389 S * 2/2008 Ikeda D19/48
D572,761 S * 7/2008 Zhang D19/50

FOREIGN PATENT DOCUMENTS

EM 000615836-0001 * 10/2006
* cited by examiner

Primary Examiner—Elizabeth A Albert
(74) *Attorney, Agent, or Firm*—Adams & Wilks

(30) **Foreign Application Priority Data**
Jul. 13, 2007 (JP) 2007-019095
(51) **LOC (9) Cl.** **19-06**
(52) **U.S. Cl.** **D19/50**
(58) **Field of Classification Search** D19/35,
D19/36, 41–51, 53–57; 24/11 F, 11 P, 11 R;
401/52, 99, 100, 104–109, 192, 195, 196
See application file for complete search history.

(57) **CLAIM**

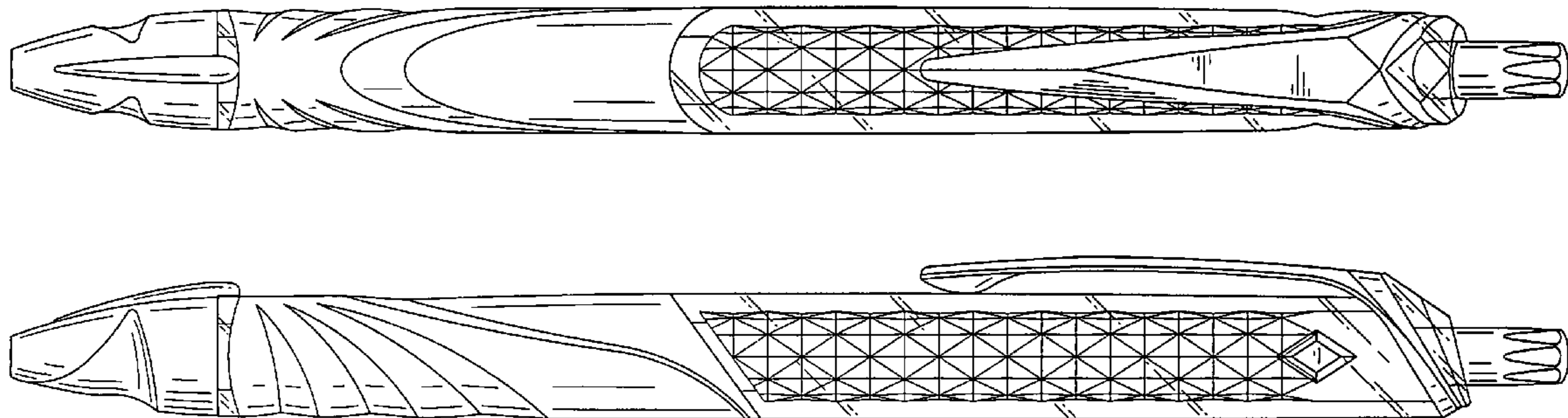
The ornamental design for a ballpoint pen, as shown and described.

DESCRIPTION

FIG. 1 is a perspective view of the front, bottom and left side of a ballpoint pen showing my new design;
FIG. 2 is a front view thereof;
FIG. 3 is a bottom view thereof;
FIG. 4 is a rear view thereof;
FIG. 5 is a left side view thereof; and,
FIG. 6 is a right side view thereof.

(56) **References Cited**
U.S. PATENT DOCUMENTS
2,007,245 A * 7/1935 Gimonet 132/218
D105,022 S * 6/1937 Larsen D19/48
D404,763 S * 1/1999 Shimizu D19/47

1 Claim, 3 Drawing Sheets



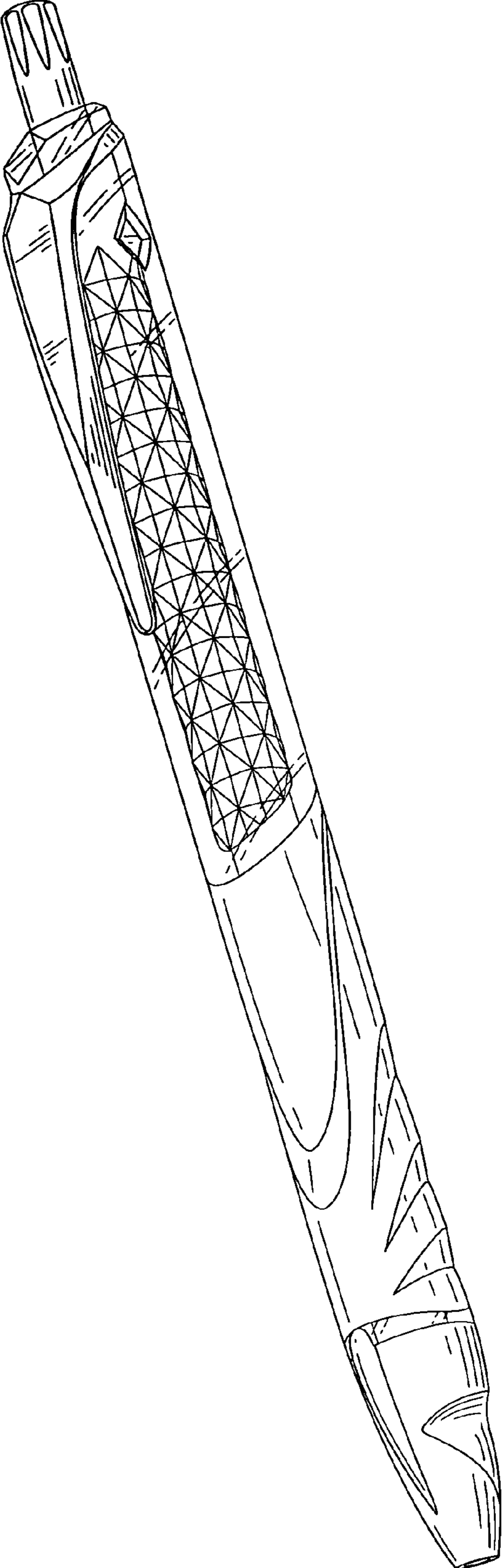


FIG. 1

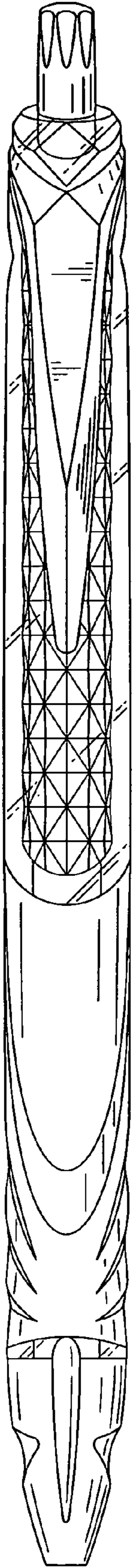


FIG. 2

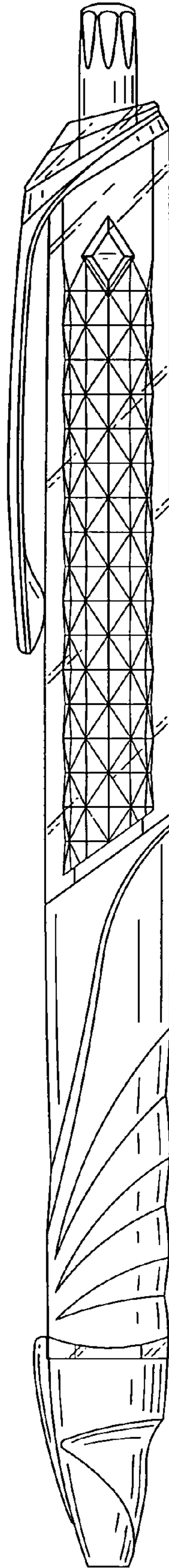


FIG. 3

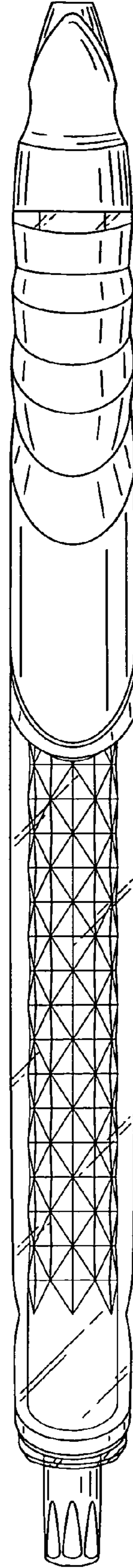


FIG. 4

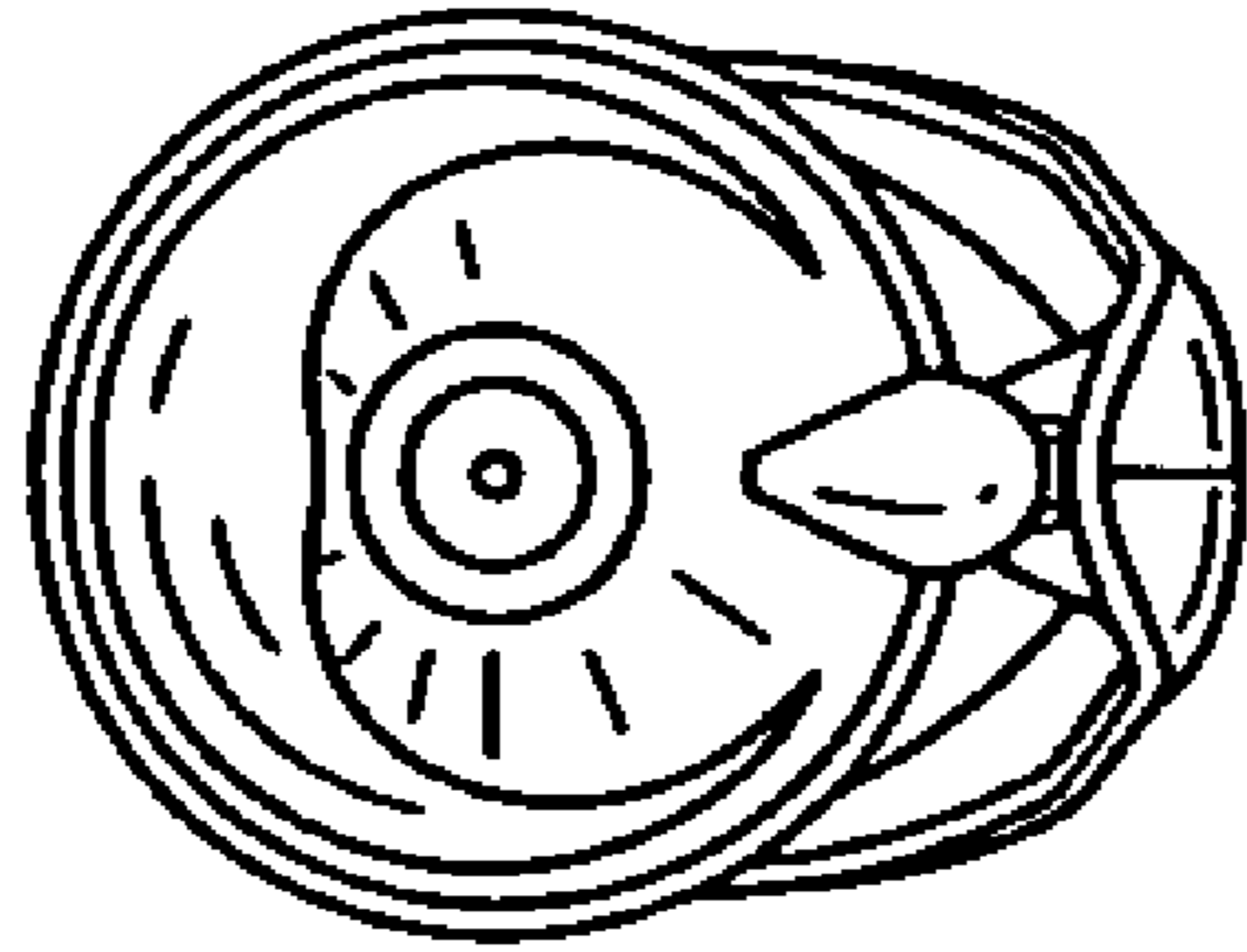


FIG. 5

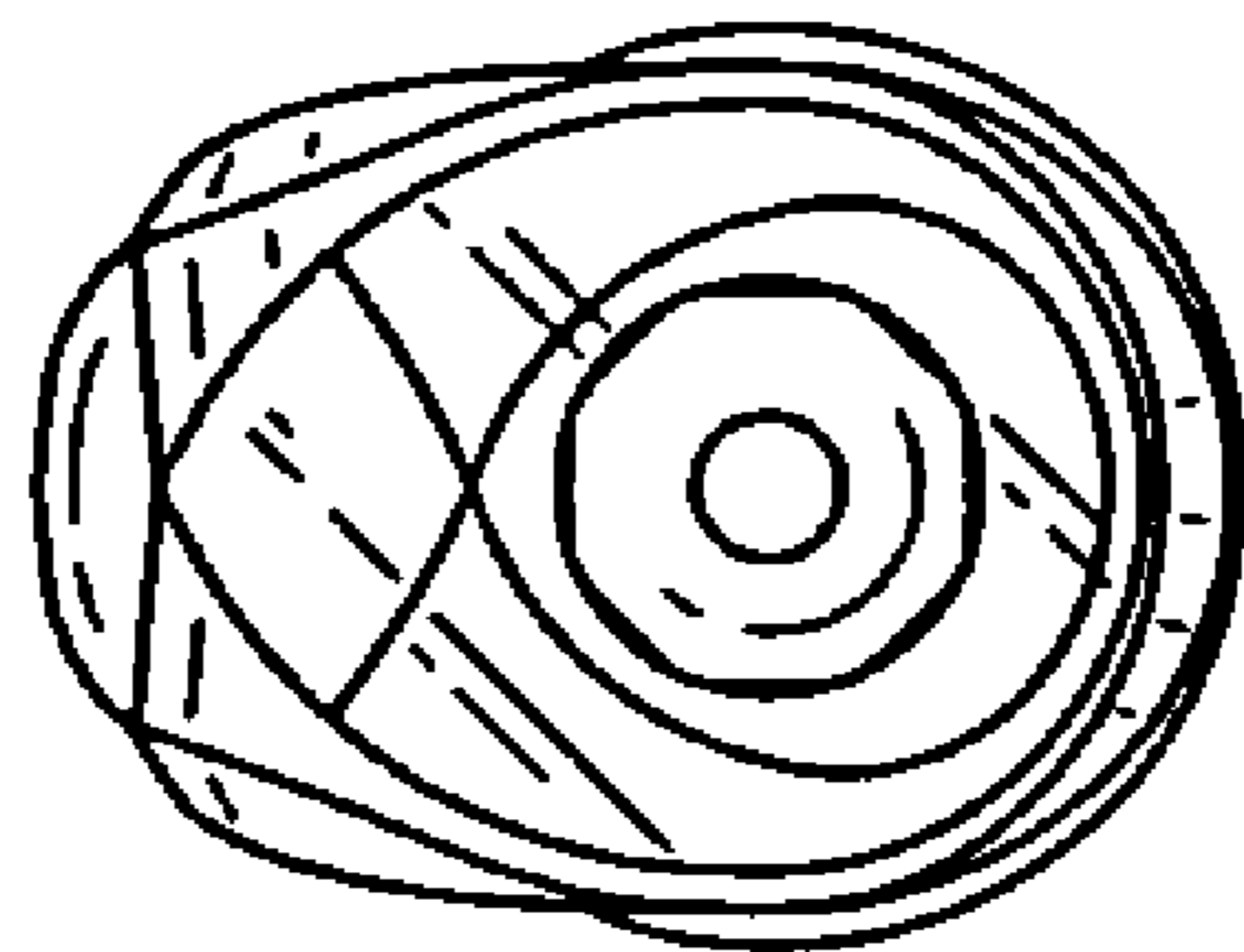


FIG. 6