



US00D587749S

(12) **United States Design Patent**
Perrill et al.

(10) **Patent No.:** **US D587,749 S**
(45) **Date of Patent:** **** Mar. 3, 2009**

(54) **INK CARTRIDGE**

(75) Inventors: **Shaun C. Perrill**, Clayton, IN (US);
Larry R. McMann, Jr., Lebanon, IN (US)

(73) Assignee: **Compatible Technologies LLC**,
Plainfield, IN (US)

(**) Term: **14 Years**

(21) Appl. No.: **29/308,440**

(22) Filed: **Jun. 19, 2008**

(51) **LOC (9) Cl.** **18-02**

(52) **U.S. Cl.** **D18/56; 347/86**

(58) **Field of Classification Search** D18/40,
D18/43, 56; 347/86-87
See application file for complete search history.

(56) **References Cited**

U.S. PATENT DOCUMENTS

D375,523 S *	11/1996	Murray	D18/56
D378,758 S *	4/1997	Tokuda et al.	D18/56
D387,379 S *	12/1997	Sasaki	D18/56
D390,259 S *	2/1998	Inoue et al.	D18/56
D449,643 S *	10/2001	Hatasa et al.	D18/56
D490,102 S *	5/2004	Umeyama et al.	D18/56

D511,792 S *	11/2005	Shinada et al.	D18/56
D517,597 S *	3/2006	Andoh	D18/56
D518,517 S *	4/2006	Sasaki et al.	D18/56
D519,154 S *	4/2006	Sasaki et al.	D18/56

* cited by examiner

Primary Examiner—Cathy Anne MacCormac

(74) *Attorney, Agent, or Firm*—Kyle S. Brant

(57) **CLAIM**

The ornamental design for an ink cartridge, as shown and described.

DESCRIPTION

FIG. 1 is a top front right perspective view of the ink cartridge showing our new design;

FIG. 2 is a bottom front right perspective view thereof;

FIG. 3 is a top rear right perspective view thereof;

FIG. 4 is a bottom rear right perspective view thereof;

FIG. 5 is a right elevational view thereof;


FIG. 6 is a rear elevational view thereof;

FIG. 7 is a front elevational view thereof;

FIG. 8 is a bottom view thereof; and,

FIG. 9 is a plan view thereof.

1 Claim, 7 Drawing Sheets



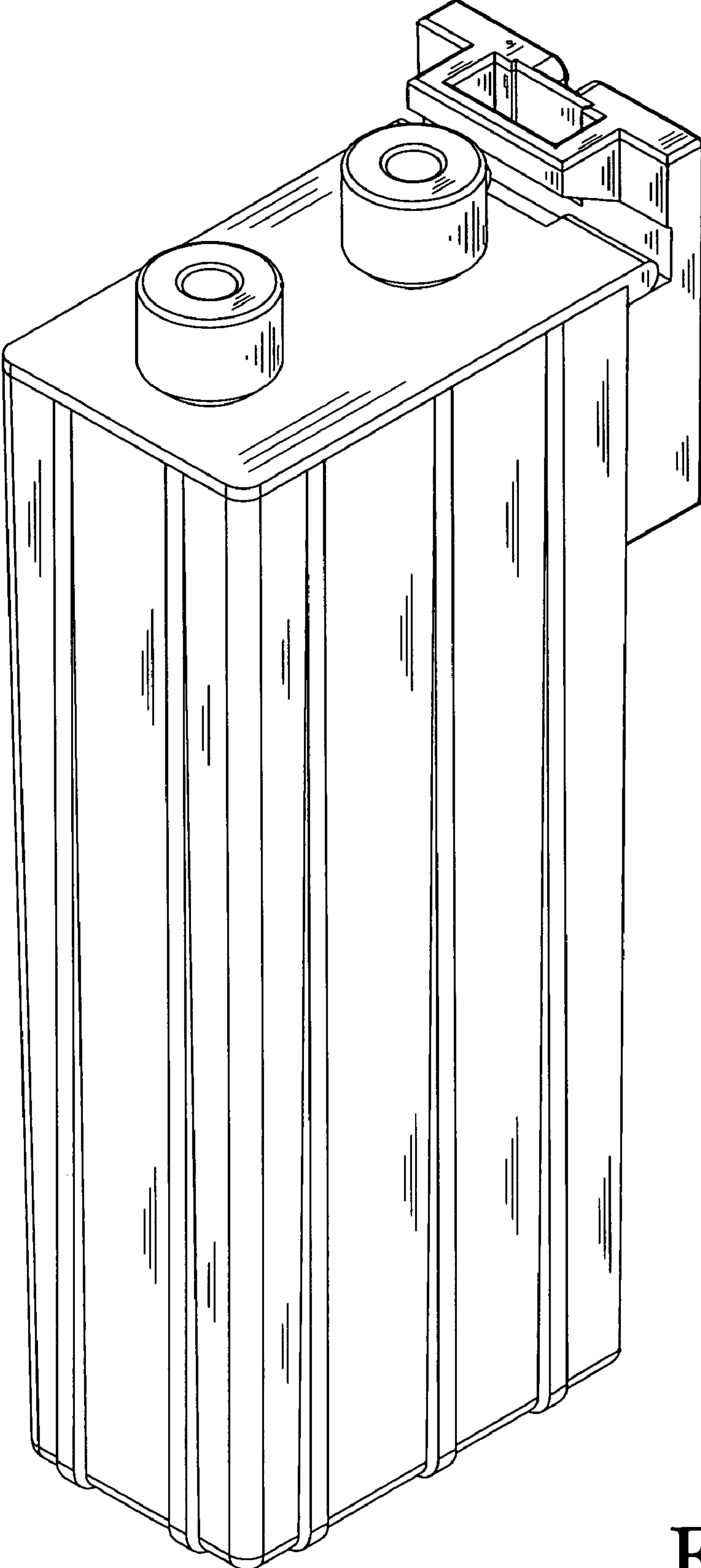


Fig. 1

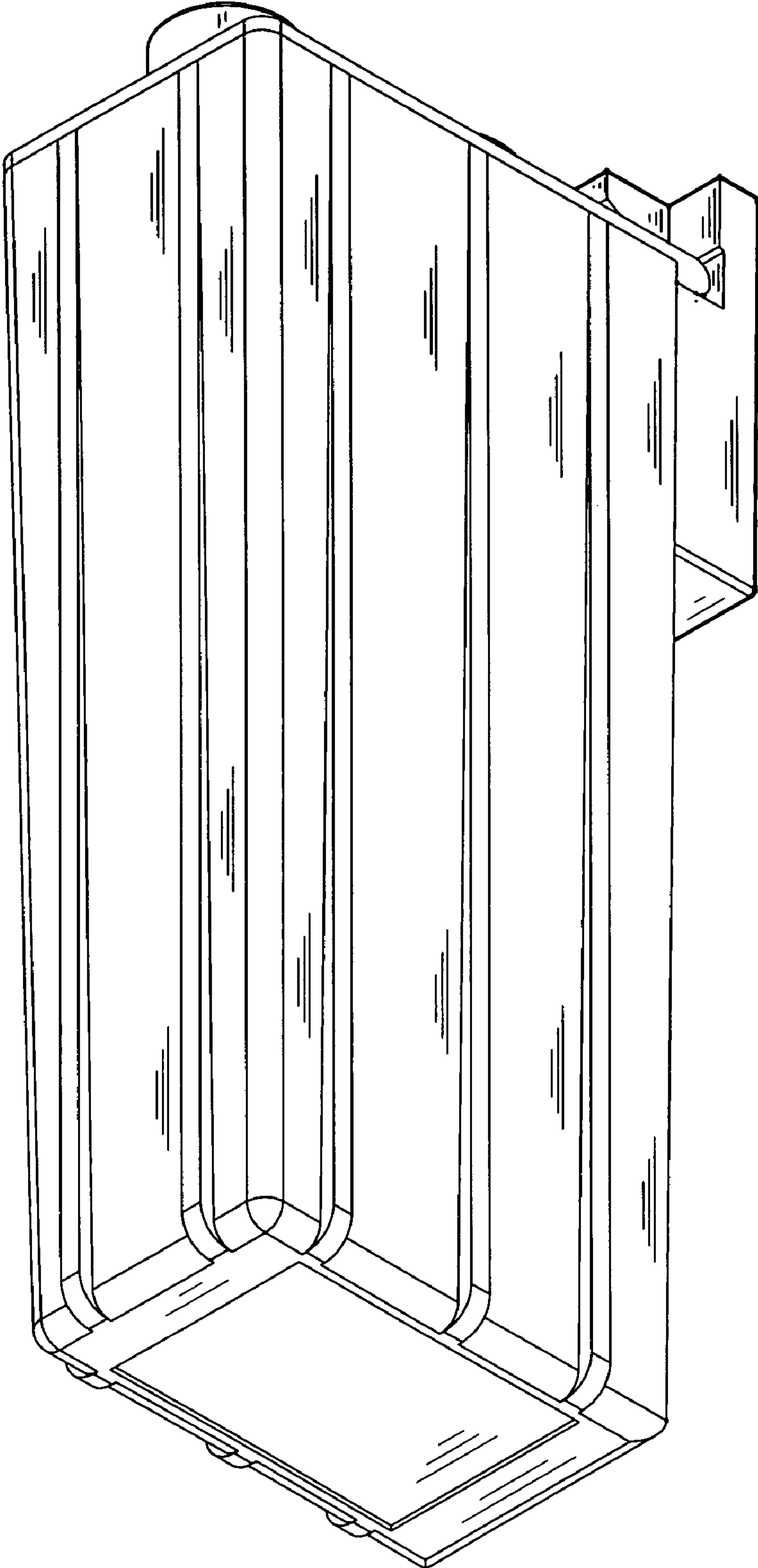


Fig. 2




Fig. 3

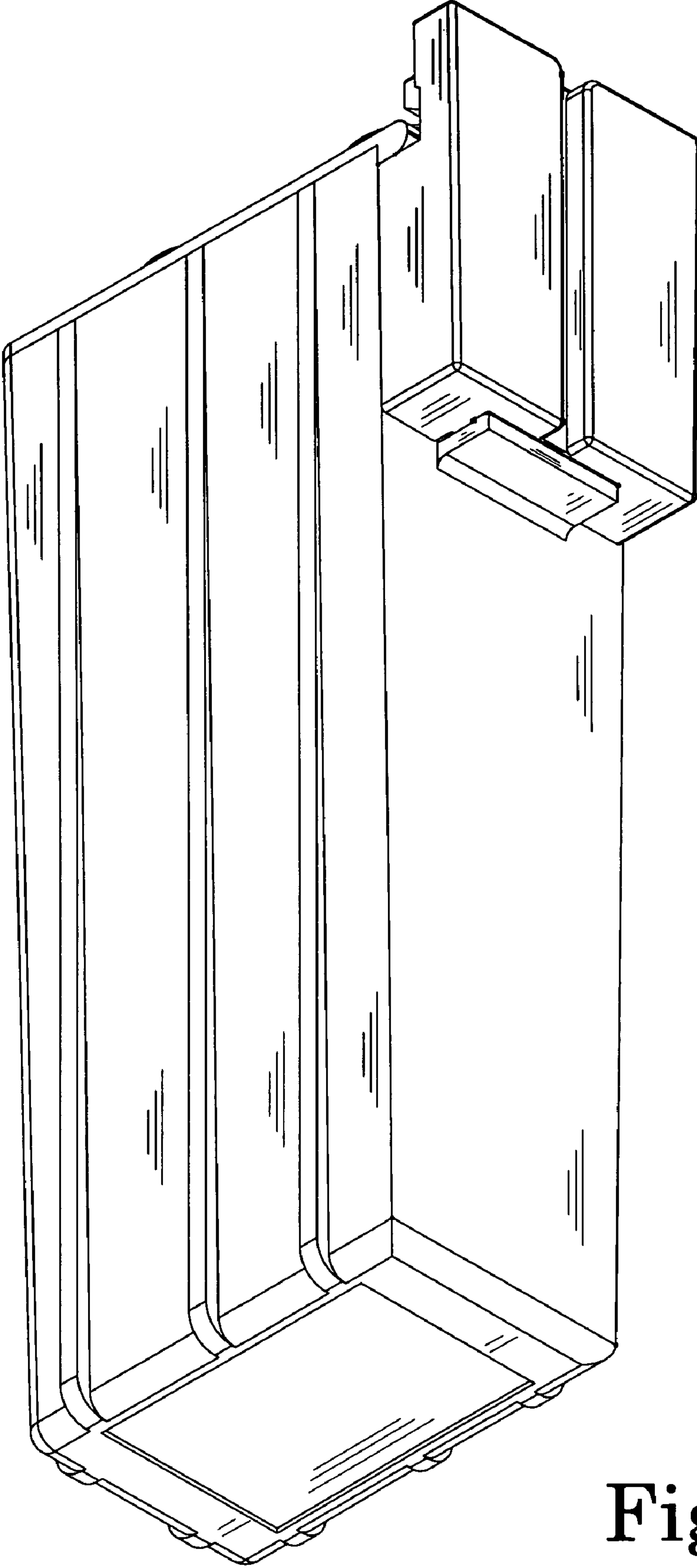


Fig. 4




Fig. 5




Fig. 6

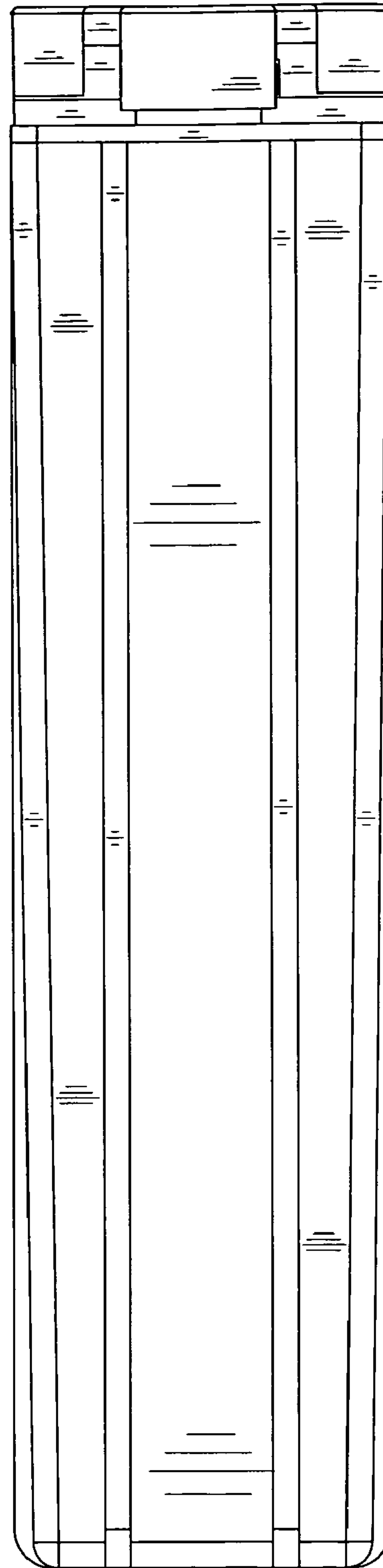


Fig. 7




Fig. 8

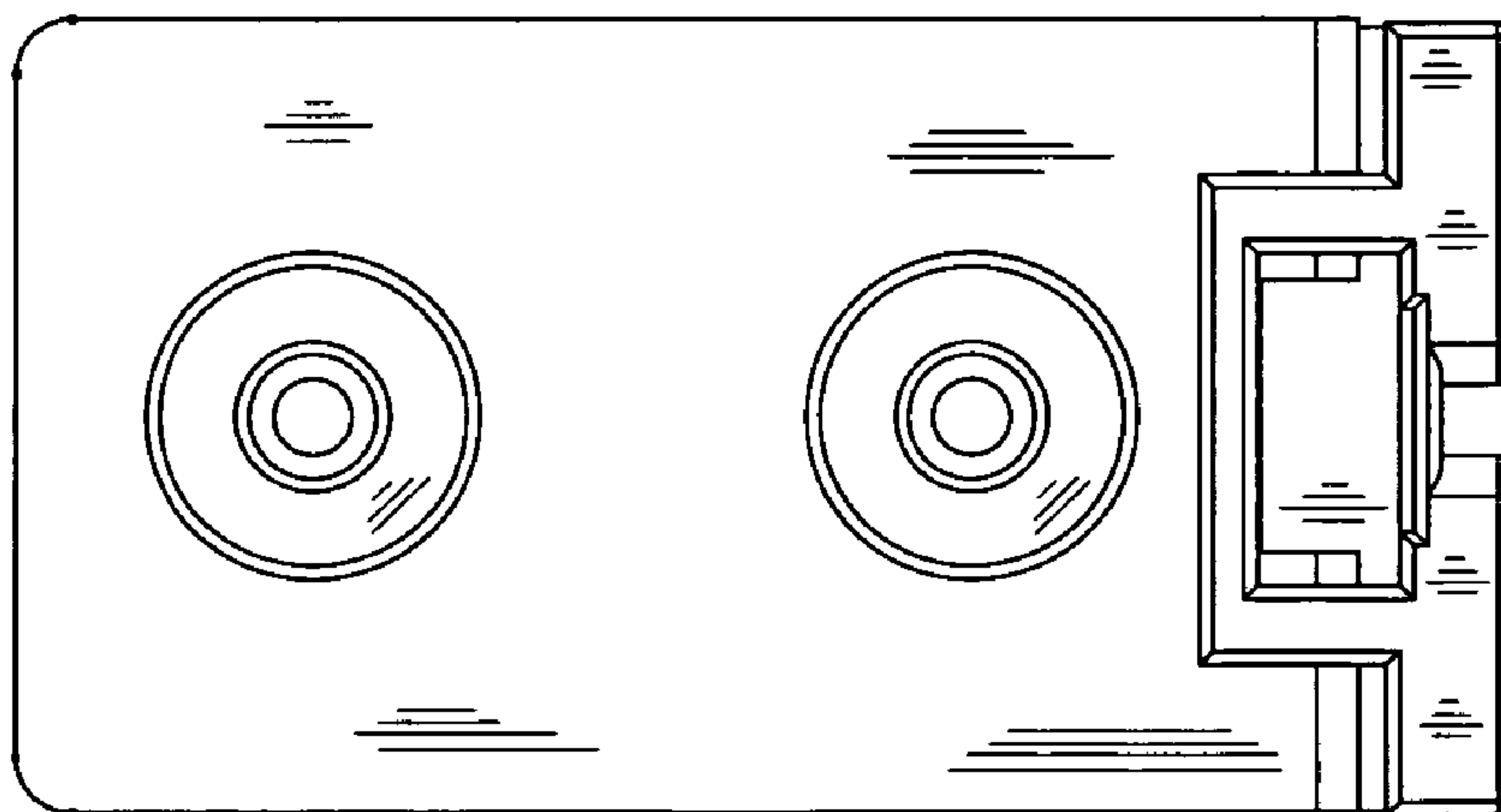


Fig. 9