



US00D587745S

(12) **United States Design Patent**
Hashimoto et al.

(10) **Patent No.:** **US D587,745 S**
(45) **Date of Patent:** **** Mar. 3, 2009**

(54) **INK RIBBON CARTRIDGE**

(75) Inventors: **Akira Hashimoto**, Shiojiri (JP); **Hideki Sakano**, Matsumoto (JP)

(73) Assignee: **Seiko Epson Corporation** (JP)

(**) Term: **14 Years**

(21) Appl. No.: **29/289,316**

(22) Filed: **Jul. 16, 2007**

(30) **Foreign Application Priority Data**

Apr. 24, 2007 (JP) 2007-010951

(51) **LOC (9) Cl.** **18-01**

(52) **U.S. Cl.** **D18/12**

(58) **Field of Classification Search** D14/462,
D14/471, 474-477, 481-484; D18/12, 36,
D18/40, 43, 44, 56; 222/DIG. 1; 347/49,
347/214, 222; 399/24-27, 107-111; 400/194,
400/196, 205, 207, 242

See application file for complete search history.

(56) **References Cited**

U.S. PATENT DOCUMENTS

D188,725 S * 8/1960 Wren D14/476
D270,914 S * 10/1983 Nader D18/44
D333,481 S * 2/1993 Laurent D18/12
D333,482 S * 2/1993 Laurent D18/12

D357,696 S * 4/1995 Lucas et al. D18/12
D358,601 S * 5/1995 Zinsmeyer D18/12
D359,303 S * 6/1995 Gray et al. D18/12
D537,105 S * 2/2007 Obenshain et al. D18/12

* cited by examiner

Primary Examiner—Caron Veynar

Assistant Examiner—Garth Rademaker

(74) *Attorney, Agent, or Firm*—Harness, Dickey & Pierce,
P.L.C.

(57) **CLAIM**

The ornamental design for an ink ribbon cartridge, as shown
and described.

DESCRIPTION

FIG. 1 is a front, bottom, right side perspective view of an ink
ribbon cartridge showing our new design;

FIG. 2 is a front view thereof;

FIG. 3 is a rear view thereof;

FIG. 4 is a left side view thereof;

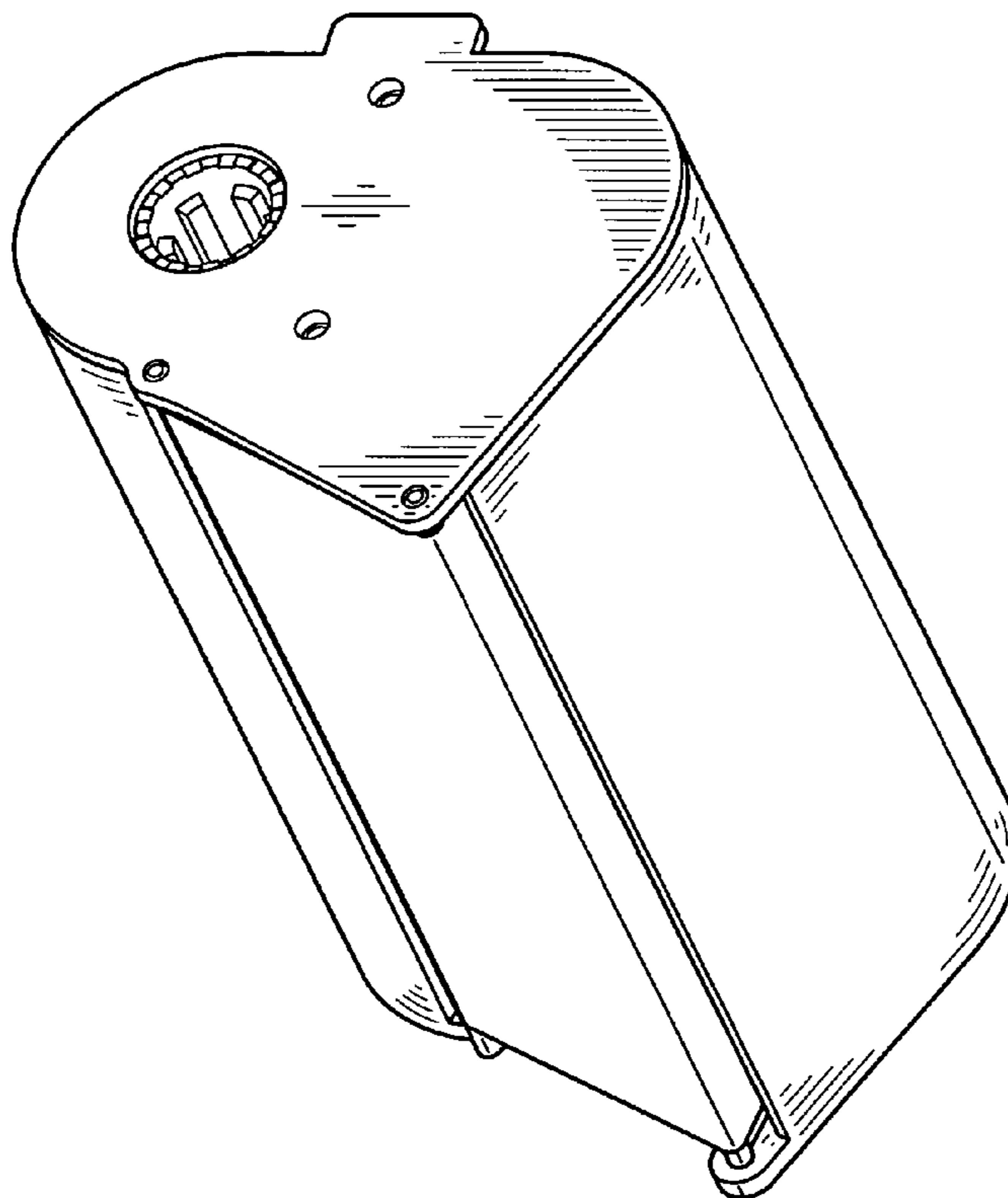
FIG. 5 is a right side view thereof;

FIG. 6 is a top view thereof; and,

FIG. 7 is a bottom view thereof.

The broken lines show environmental subject matter and
form no part of the claimed design.

1 Claim, 4 Drawing Sheets



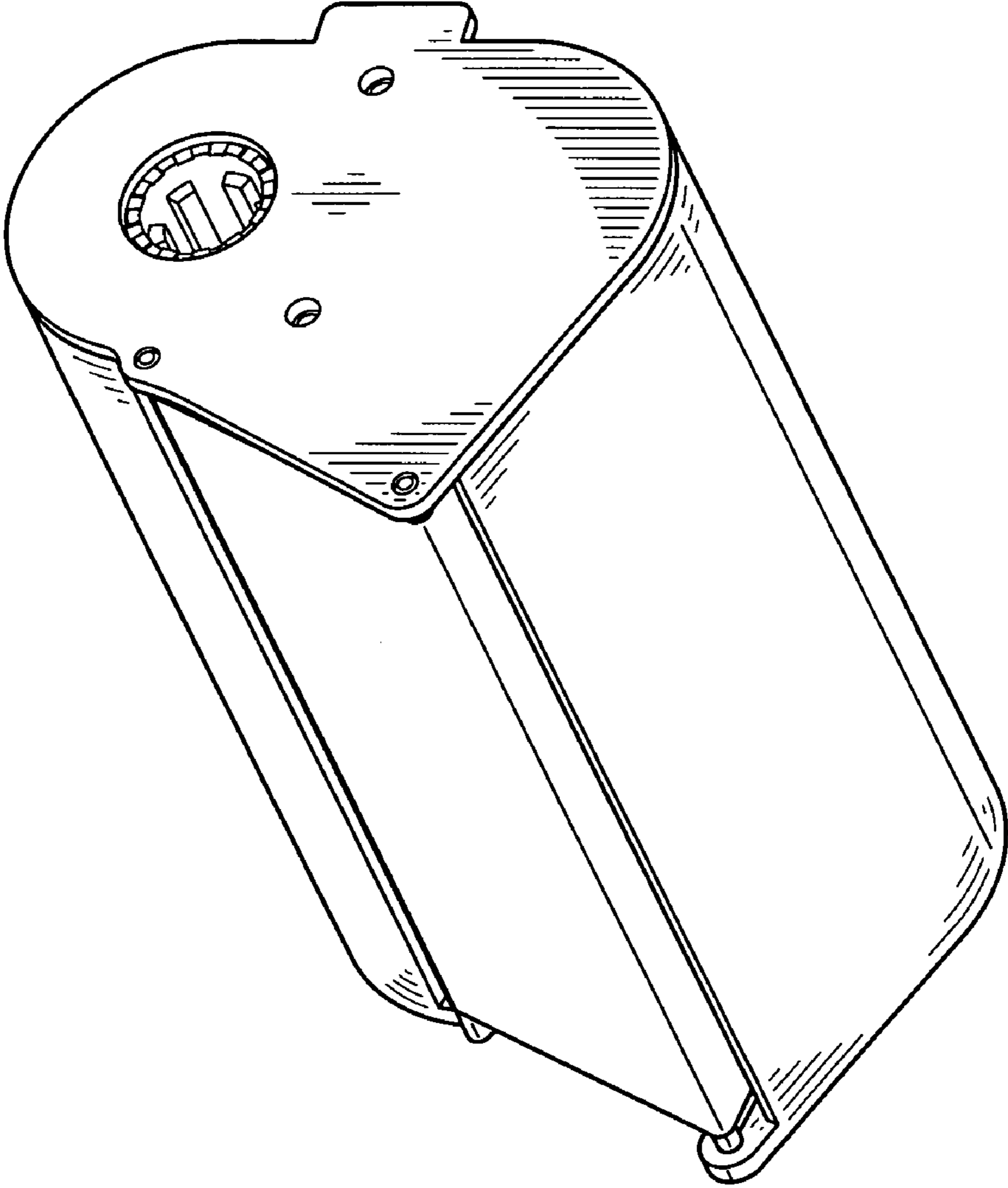


FIG. 1

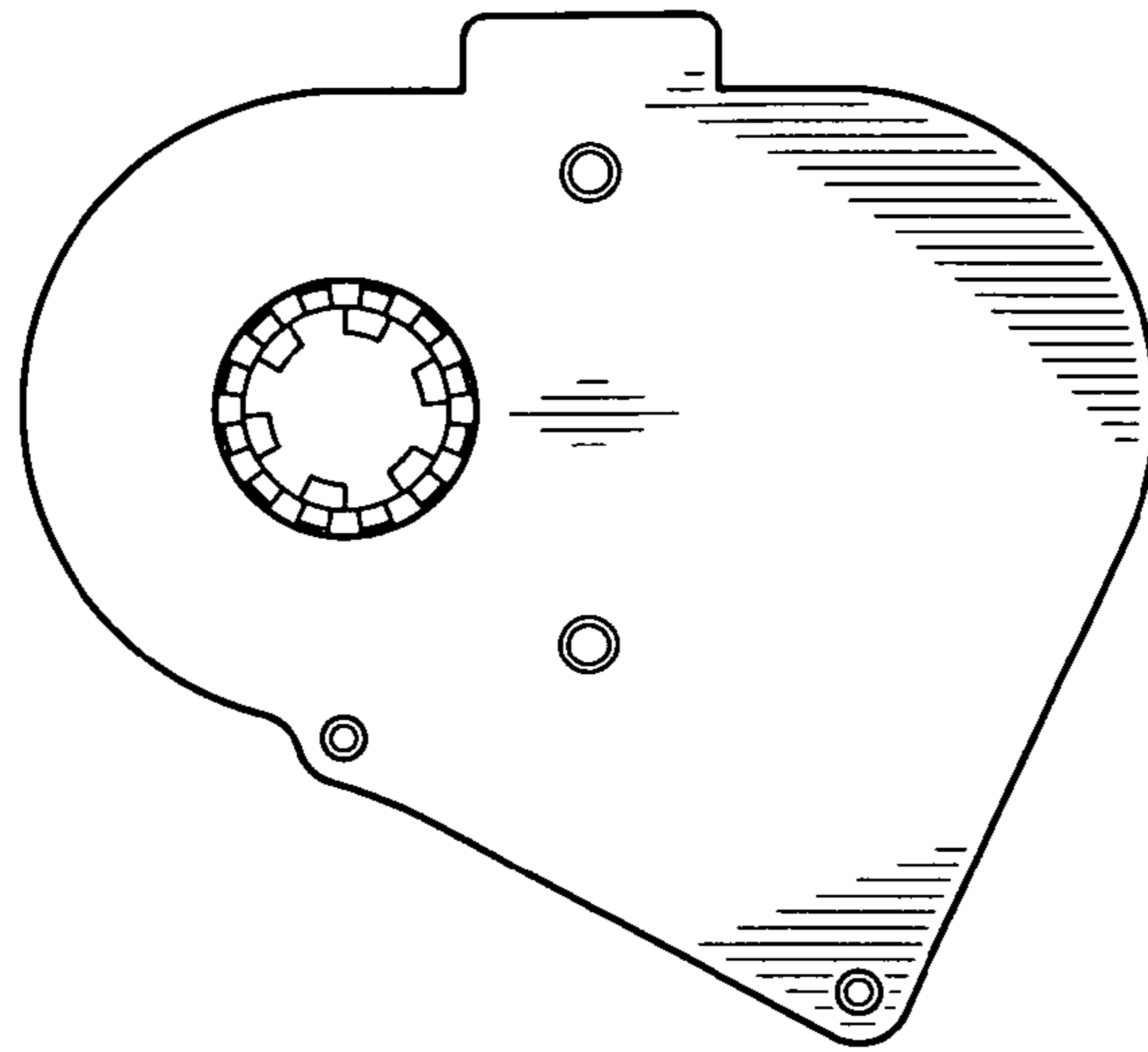


FIG. 2

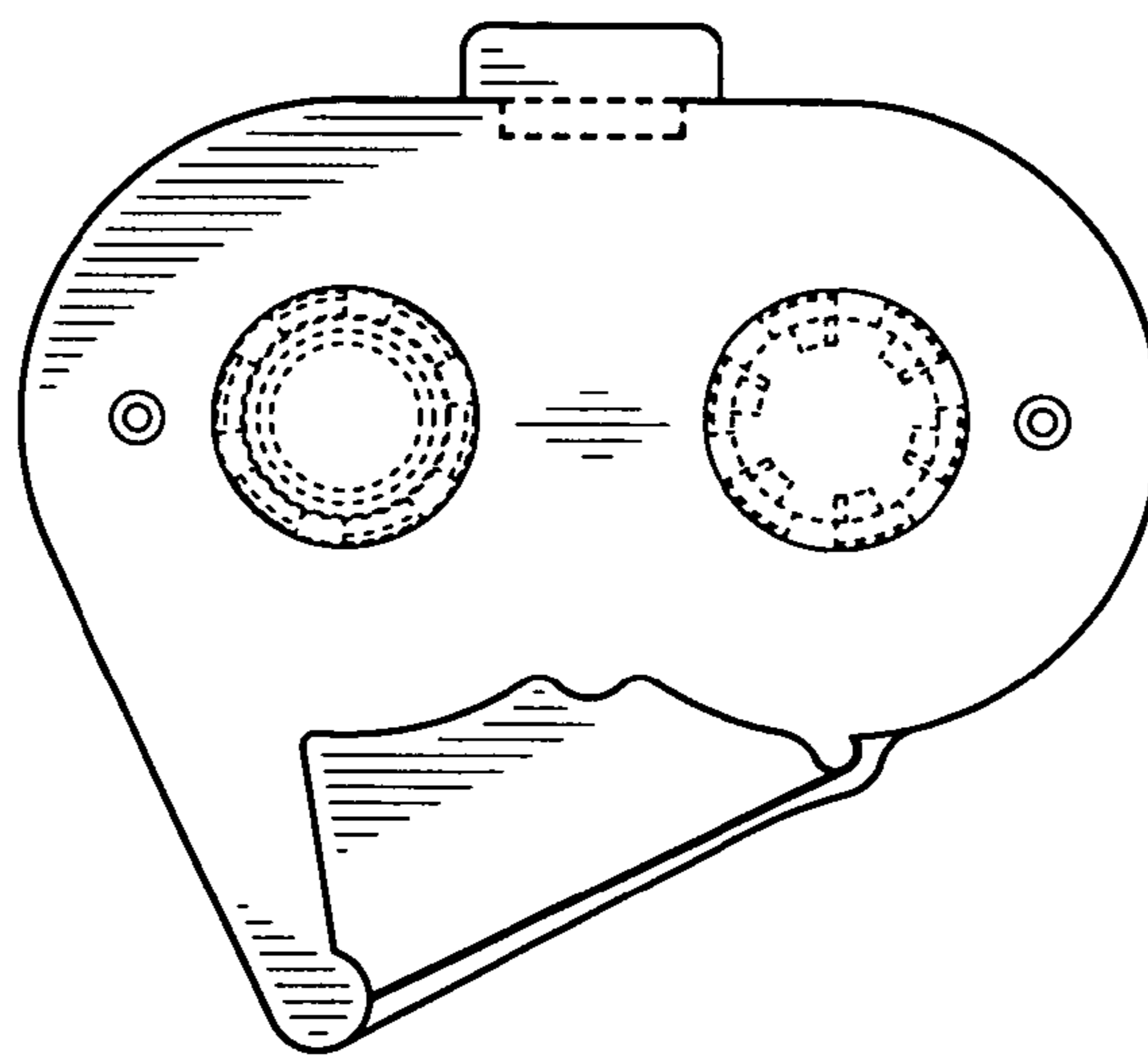


FIG. 3




FIG. 4




FIG. 5

FIG. 6

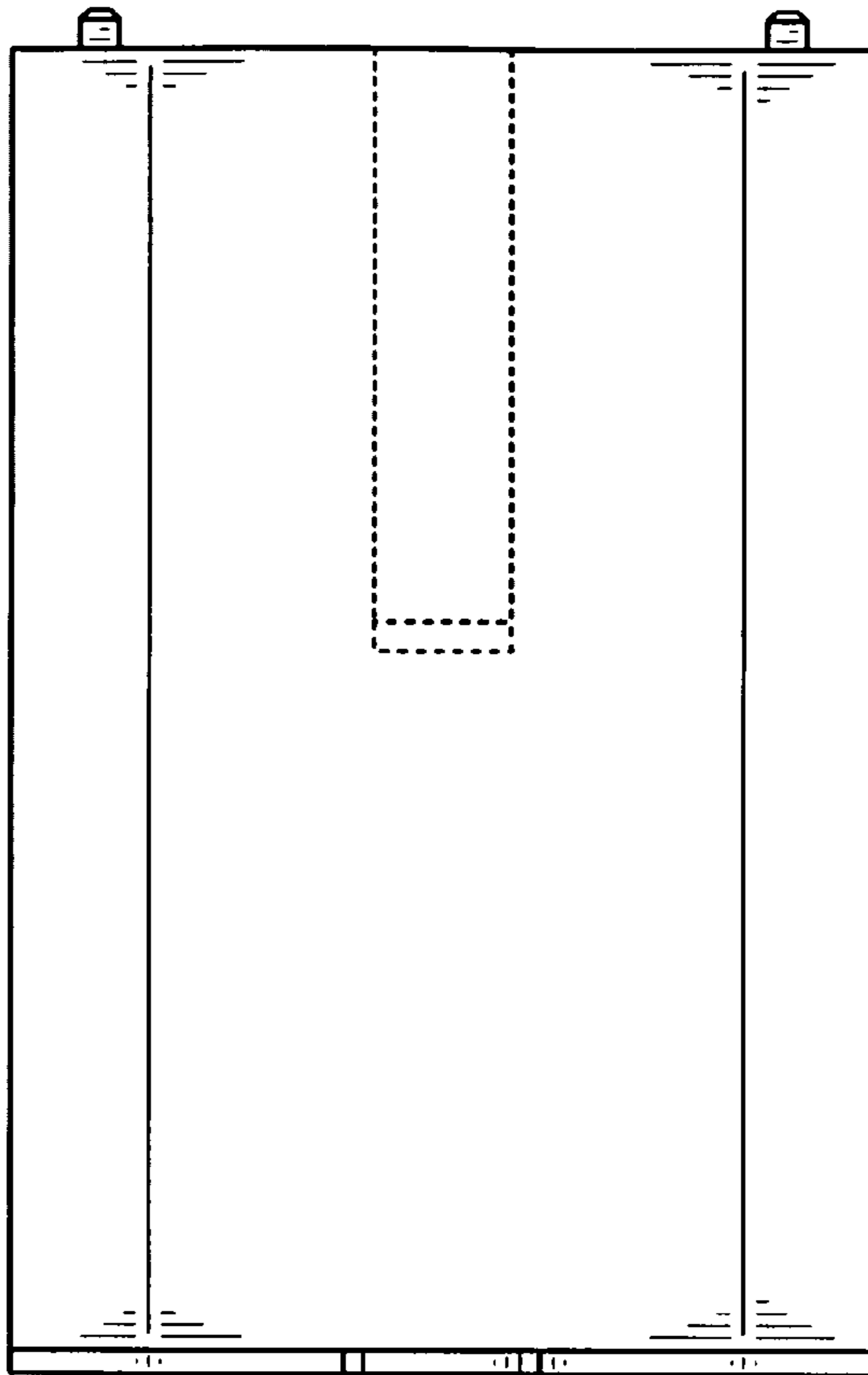


FIG. 7

