



US00D587730S

(12) **United States Design Patent**  
**Yang et al.**

(10) **Patent No.:** **US D587,730 S**  
(45) **Date of Patent:** **\*\* Mar. 3, 2009**

(54) **HANDLE FOR REFRIGERATOR**  
(75) Inventors: **Yun Ho Yang**, Seoul (KR); **Jeong Min Kim**, Seoul (KR)  
(73) Assignee: **Samsung Electronics Co., Ltd.**, Suwon (KR)  
(\*\*) Term: **14 Years**  
(21) Appl. No.: **29/291,701**  
(22) Filed: **Sep. 11, 2007**  
(51) **LOC (9) Cl.** ..... **15-07**  
(52) **U.S. Cl.** ..... **D15/89; D8/315**  
(58) **Field of Classification Search** ..... D8/300–303, D8/305–321, DIG. 1, DIG. 2, DIG. 10; D7/393, D7/394, 405, 402; D3/318; D6/549, 524, D6/533, 550; D23/250–254, 303, 305; D15/89, D15/85–87, 81, 91, 79; 292/347, 336.3; 211/16, 182, 105.1, 123; 220/752–754; 16/441, 16/118, 110 R, 111 R, DIG. 19, DIG. 30, 16/110.1, 412, 414–420, 443–446, 408, 436; 62/3.62  
See application file for complete search history.

(56) **References Cited**  
U.S. PATENT DOCUMENTS  
D99,252 S \* 4/1936 Tjaarda ..... D8/317  
D116,604 S \* 9/1939 Hefferan ..... D8/319  
D119,283 S \* 3/1940 Rettich ..... D8/317  
D164,256 S \* 8/1951 North ..... D8/319  
D175,751 S \* 10/1955 Aleks ..... D8/317  
D181,671 S \* 12/1957 Petkowitz ..... D8/319  
D199,839 S \* 12/1964 Simpson ..... D8/316  
D218,619 S \* 9/1970 Young ..... D8/316  
D266,122 S \* 9/1982 Haug ..... D8/316  
D342,436 S \* 12/1993 Cook et al. .... D8/317  
D370,617 S \* 6/1996 Decursu et al. .... D8/316  
D400,424 S \* 11/1998 Lewis et al. .... D8/316  
D449,215 S \* 10/2001 Bertani ..... D8/316  
6,546,597 B2 \* 4/2003 Atalla et al. .... 16/436  
D495,556 S \* 9/2004 Milrud et al. .... D7/405  
D511,955 S \* 11/2005 Baldwin et al. .... D8/301  
D524,331 S \* 7/2006 Kim et al. .... D15/85  
D524,832 S \* 7/2006 Kim et al. .... D15/85

D537,849 S \* 3/2007 Wong et al. .... D15/89  
D539,994 S \* 4/2007 Pezzetta et al. .... D32/3  
D541,132 S \* 4/2007 Huxhold et al. .... D8/316  
D542,090 S \* 5/2007 Kim ..... D7/402  
D546,623 S \* 7/2007 Kim ..... D7/402  
D554,972 S \* 11/2007 Pezzetta ..... D8/319  
D556,794 S \* 12/2007 Vaughn et al. .... D15/89  
D562,360 S \* 2/2008 Choi ..... D15/89  
D565,351 S \* 4/2008 Crookshanks et al. .... D7/405  
D565,892 S \* 4/2008 McConnell et al. .... D7/402  
D566,465 S \* 4/2008 Crookshanks ..... D7/405  
D568,100 S \* 5/2008 Jeon ..... D7/402  
D579,310 S \* 10/2008 Suh et al. .... D8/315  
D579,468 S \* 10/2008 Yang et al. .... D15/85

\* cited by examiner  
*Primary Examiner*—Stella M Reid  
*Assistant Examiner*—Mark A Goodwin  
(74) *Attorney, Agent, or Firm*—Ladas & Parry LLP

(57) **CLAIM**  
We claim the ornamental design for handle for refrigerator, as shown and described.

**DESCRIPTION**  
FIG. 1 is a front/left-side/top perspective view of a handle for refrigerator showing our new design;  
FIG. 2 is a front-side elevational view thereof;  
FIG. 3 is a rear-side elevational view thereof;  
FIG. 4 is a left-side elevational view thereof;  
FIG. 5 is a right-side elevational view thereof;  
FIG. 6 is a top plan view thereof;  
FIG. 7 is a bottom plan view thereof; and,  
FIG. 8 is a front/left-side/top perspective view which shows handle for refrigerators are positioned on the front panel of refrigerator.  
The long dash short dash broken line showing of a refrigerator and the broken line showing of the extra handle in FIG. 8 is for illustrative purposes only and forms no part of the claimed design.

**1 Claim, 7 Drawing Sheets**

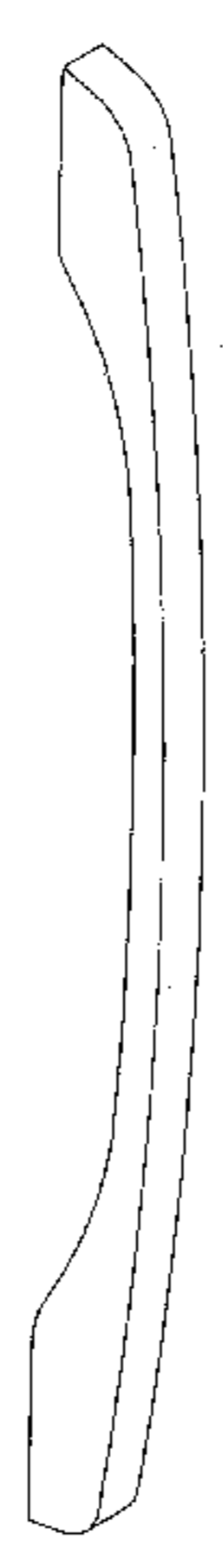


FIG. 1




FIG. 2




FIG. 3



FIG. 4




FIG. 5




FIG. 6




FIG. 7




FIG. 8

