



US00D587727S

(12) **United States Design Patent**
Vos et al.

(10) **Patent No.:** **US D587,727 S**
(45) **Date of Patent:** **** *Mar. 3, 2009**

(54) **QUAD TRACK TRENCHER**

D499,748 S * 12/2004 Komatsu et al. D15/24

(75) Inventors: **Matthew Stephen Vos**, Pella, IA (US);
Ronald Scott Hansen, Kindred, ND
(US)

(Continued)

FOREIGN PATENT DOCUMENTS

(73) Assignee: **Vermeer Manufacturing Company**,
Pella, IA (US)

WO WO 2008/073456 6/2008

OTHER PUBLICATIONS

(**) Term: **14 Years**

Photographs of a trencher (circa: 2000).
RT 1250 Hydrostatic Trencher/Plow, 2005.

(21) Appl. No.: **29/292,551**

Primary Examiner—Stella M Reid
Assistant Examiner—Mark A Goodwin

(22) Filed: **Oct. 15, 2007**

(74) *Attorney, Agent, or Firm*—Merchant & Gould, P.C.

(51) **LOC (9) Cl.** **12-09**

(52) **U.S. Cl.** **D15/24**

(58) **Field of Classification Search** D15/10,
D15/22–26; 56/16.7, 202, 255–257; 180/9.48,
180/9.46, 906, 89.1, 89.12, 900; 305/129;
280/89

(57) **CLAIM**

The ornamental design for a quad track trencher, as shown
and described.

See application file for complete search history.

DESCRIPTION

(56) **References Cited**

FIG. 1 is a top front perspective view of a quad track trencher
showing our new design;

U.S. PATENT DOCUMENTS

FIG. 2 is a front elevational view thereof;

2,421,904	A *	6/1947	Penote	37/97
2,618,349	A *	11/1952	Ludema	180/9.48
3,099,098	A *	7/1963	Davis	37/403
3,741,331	A *	6/1973	Kowalik	180/9.44
4,448,273	A *	5/1984	Barbieri	180/9.21
5,018,591	A *	5/1991	Price	180/9.5
5,033,214	A *	7/1991	Kaczmariski et al.	37/350
5,203,101	A *	4/1993	Bryan	37/189
5,237,888	A *	8/1993	McCombs	74/491
D364,879	S *	12/1995	Bastian et al.	D15/24
5,509,220	A *	4/1996	Cooper	37/348
5,566,773	A	10/1996	Gersmann	
D375,506	S *	11/1996	Bastian et al.	D15/24
5,607,210	A	3/1997	Brazier	
5,709,394	A	1/1998	Martin et al.	
6,116,362	A *	9/2000	Schubert et al.	180/9.44
6,176,334	B1	1/2001	Lorenzen	
D483,043	S *	12/2003	Akashima et al.	D15/24
D489,381	S *	5/2004	Mistry et al.	D15/23
D497,621	S *	10/2004	Inaoka et al.	D15/28

FIG. 3 is a rear elevational view thereof;

FIG. 4 is a right side elevational view thereof;

FIG. 5 is a left side elevational view thereof;

FIG. 6 is a top plan view thereof;

FIG. 7 is a bottom plan view thereof;

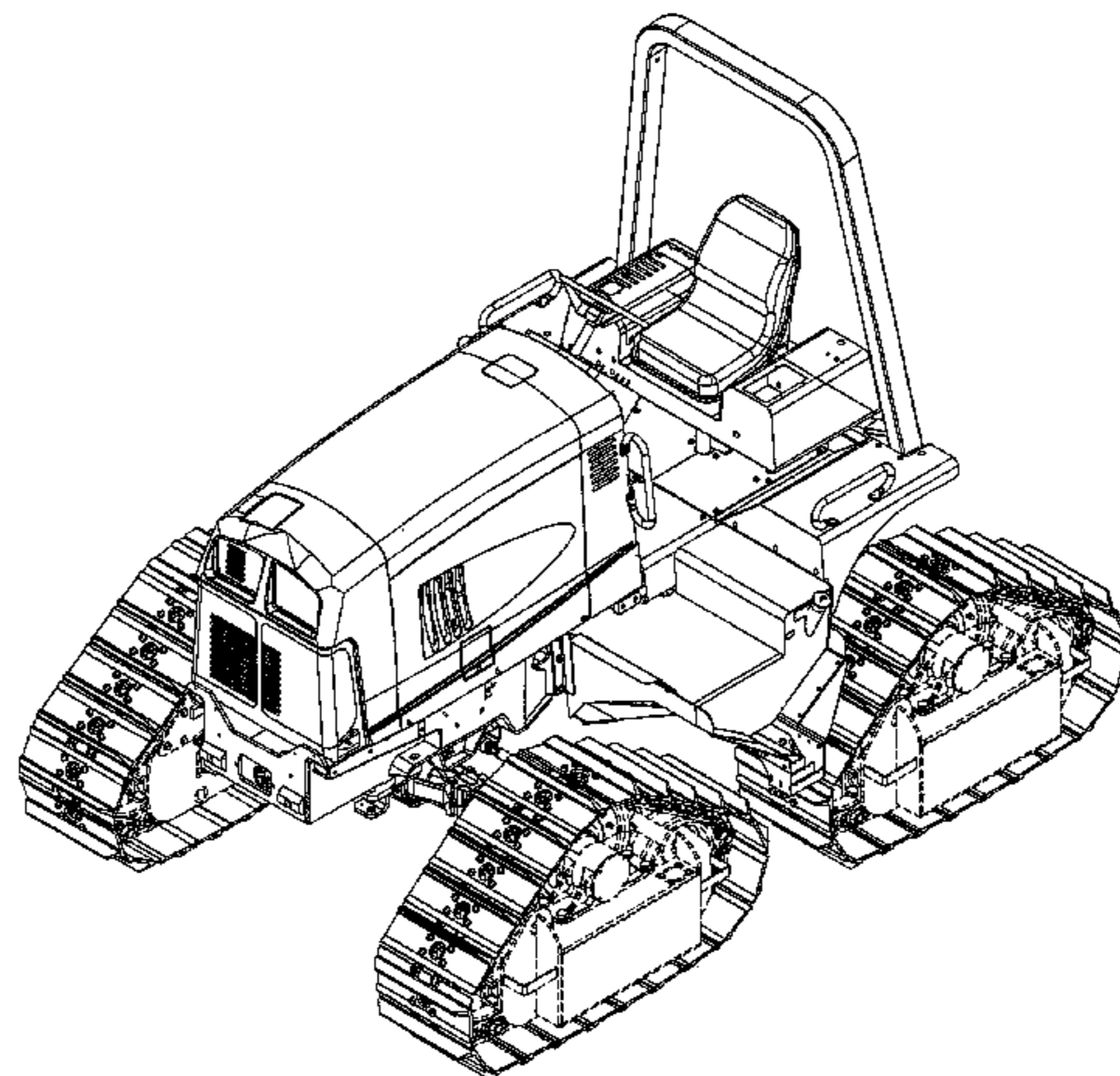
FIG. 8 is a top rear perspective view thereof; and,

FIG. 9 is a left side elevational view of the quad track trencher
of FIG. 1.

Portions of the quad track trencher shown in phantom do not
form a part of the design.

The broken line showing of the second set of implements on
the front and rear of the quad track trencher is included for
purpose of illustrating environment only and forms no part of
the claimed design.

1 Claim, 9 Drawing Sheets



US D587,727 S

Page 2

U.S. PATENT DOCUMENTS

6,840,338	B2	1/2005	Bowers et al.	
D501,487	S *	2/2005	Katoh et al.	D15/23
6,889,782	B2 *	5/2005	Komatsu et al.	180/6.2
6,904,986	B2	6/2005	Brazier	
6,926,105	B2	8/2005	Brazier	
D513,268	S *	12/2005	Wang et al.	D15/23
D514,596	S	2/2006	Radke	
D523,027	S *	6/2006	Yamashita et al.	D15/23
D523,874	S *	6/2006	Hagele	D15/30
D525,992	S *	8/2006	Higashikawa et al.	D15/6
D526,335	S *	8/2006	Kuwae et al.	D15/23
D529,932	S *	10/2006	Yamashita et al.	D15/25
D540,829	S *	4/2007	Johnson et al.	D15/25
D556,789	S *	12/2007	Kitayama et al.	D15/24
D556,791	S *	12/2007	Brazier	D15/28
D559,278	S *	1/2008	Tsujita et al.	D15/24
2004/0140138	A1	7/2004	Brazier	
2005/0061557	A1	3/2005	Brazier	
2005/0252698	A1	11/2005	Brazier	
2006/0113121	A1	6/2006	Radke et al.	
2007/0068051	A1 *	3/2007	Mills et al.	37/468
2007/0068320	A1 *	3/2007	Hastings	74/512

* cited by examiner

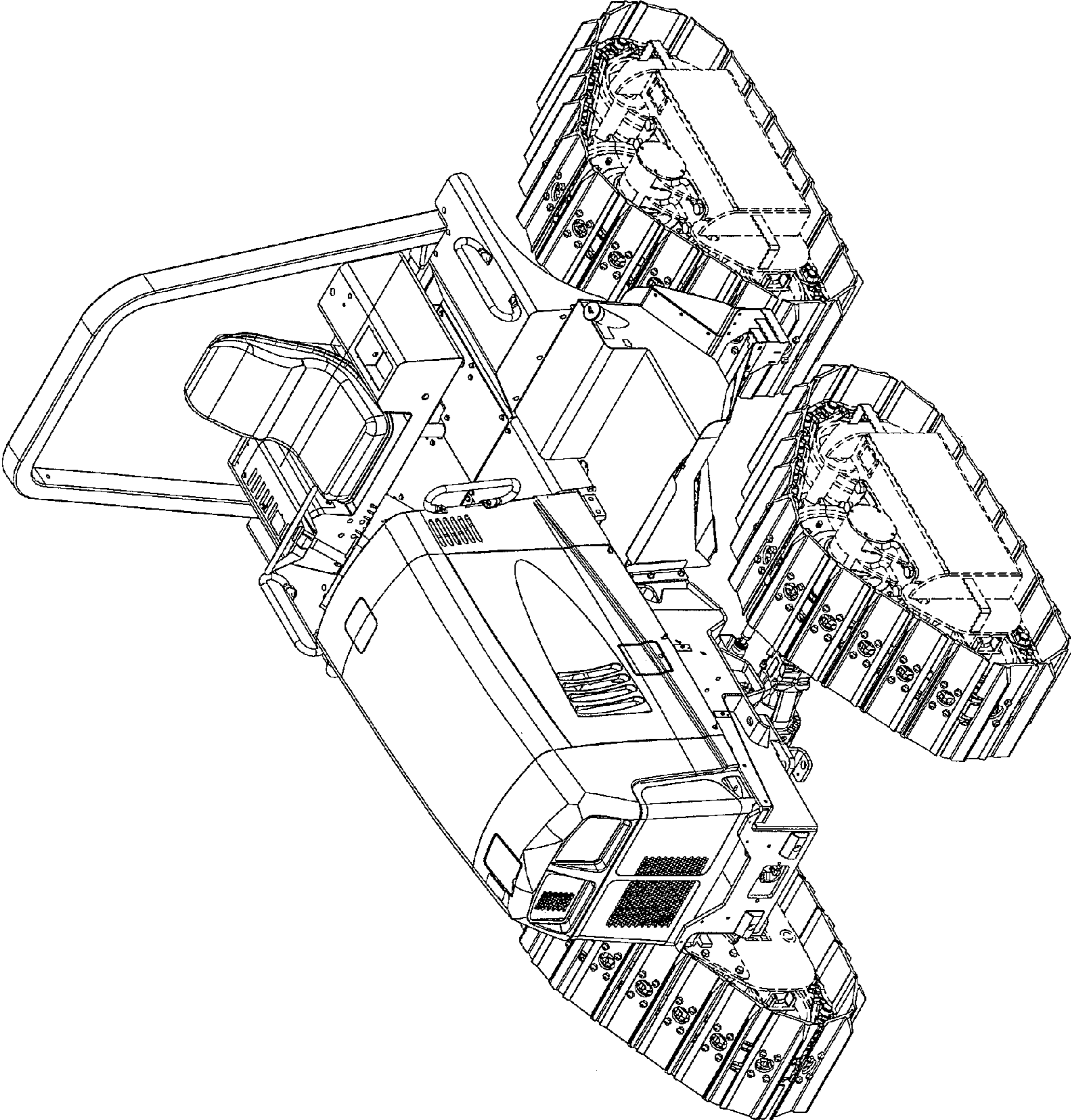


FIG. 1

FIG. 2

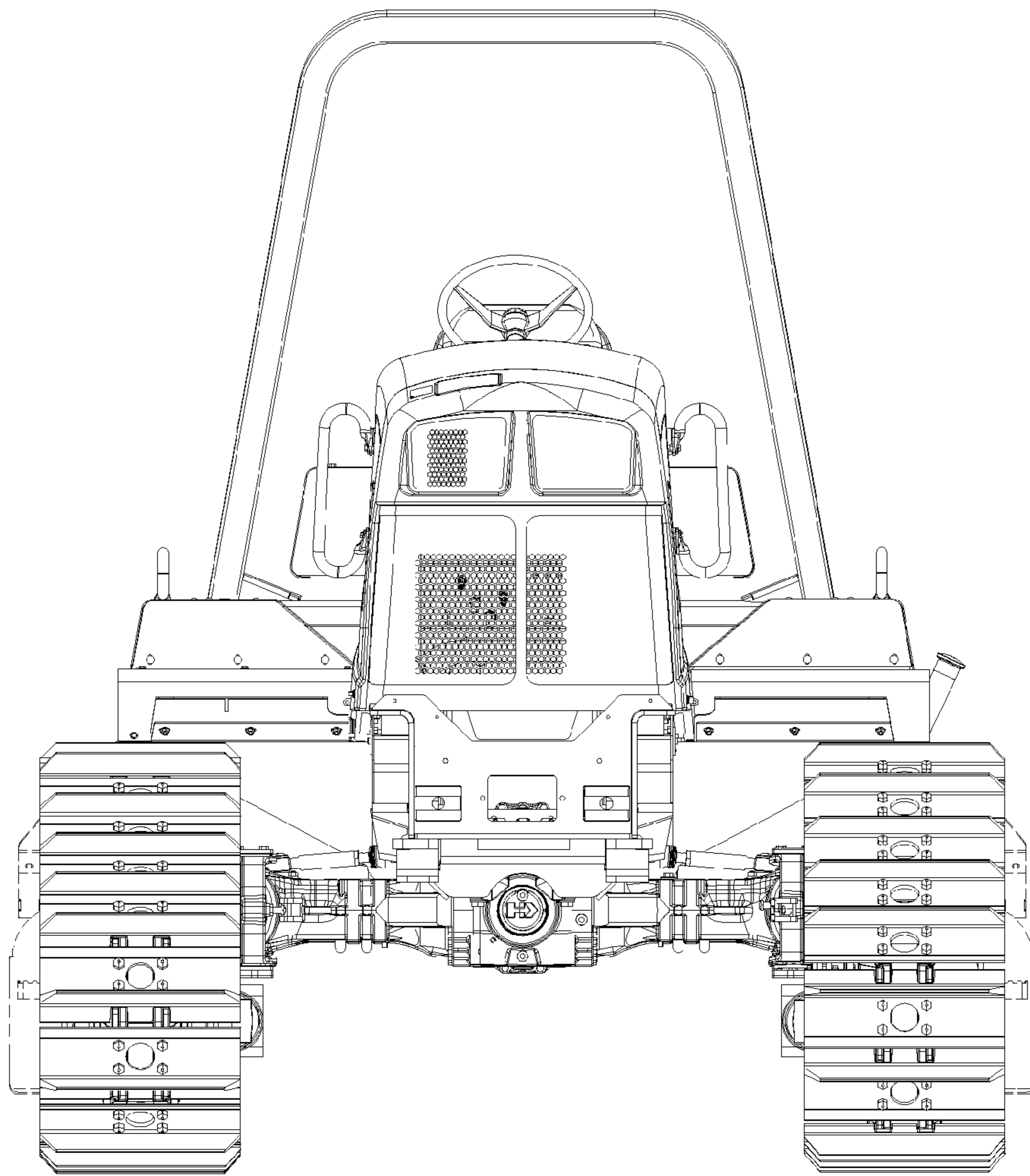
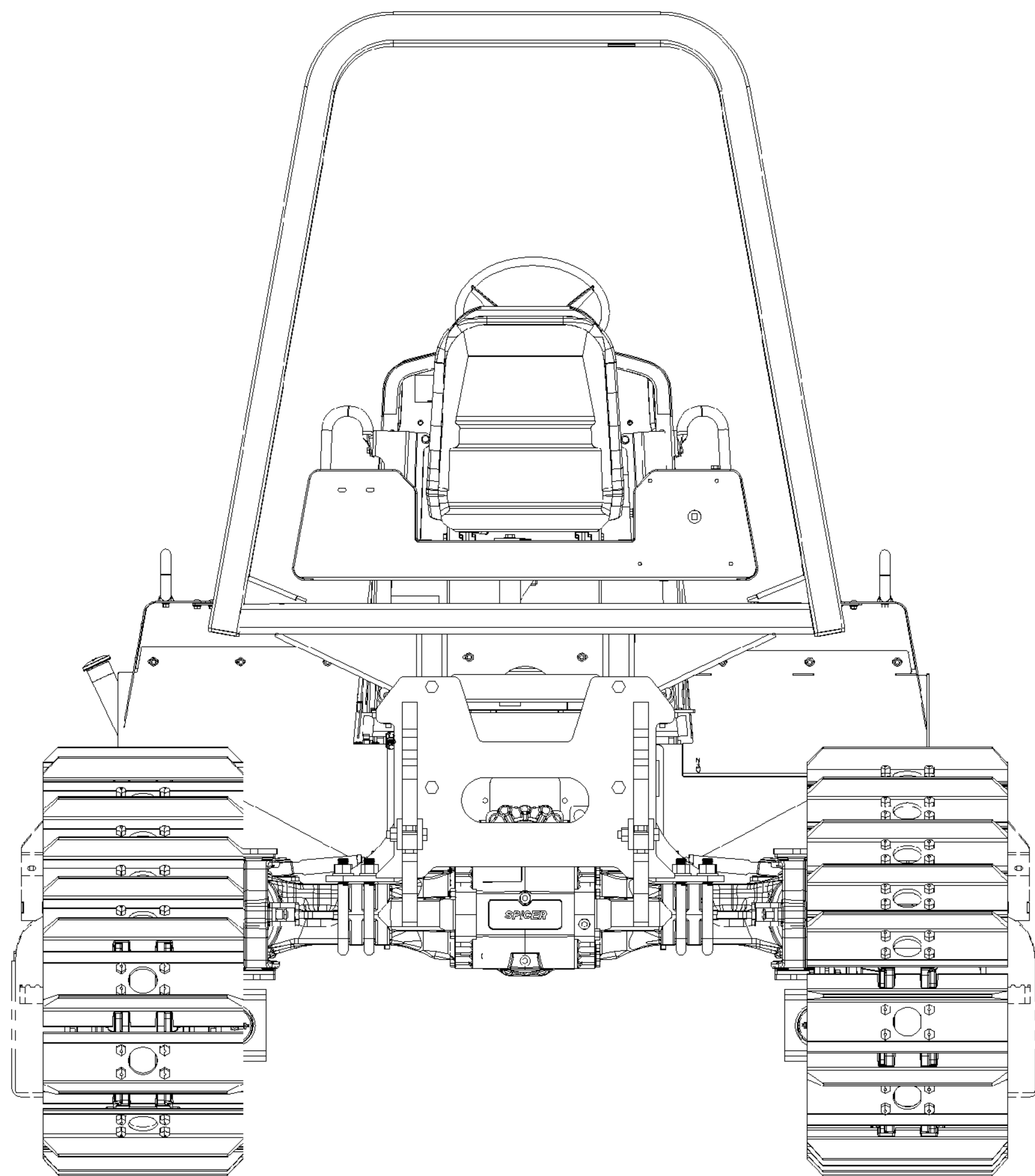


FIG. 3



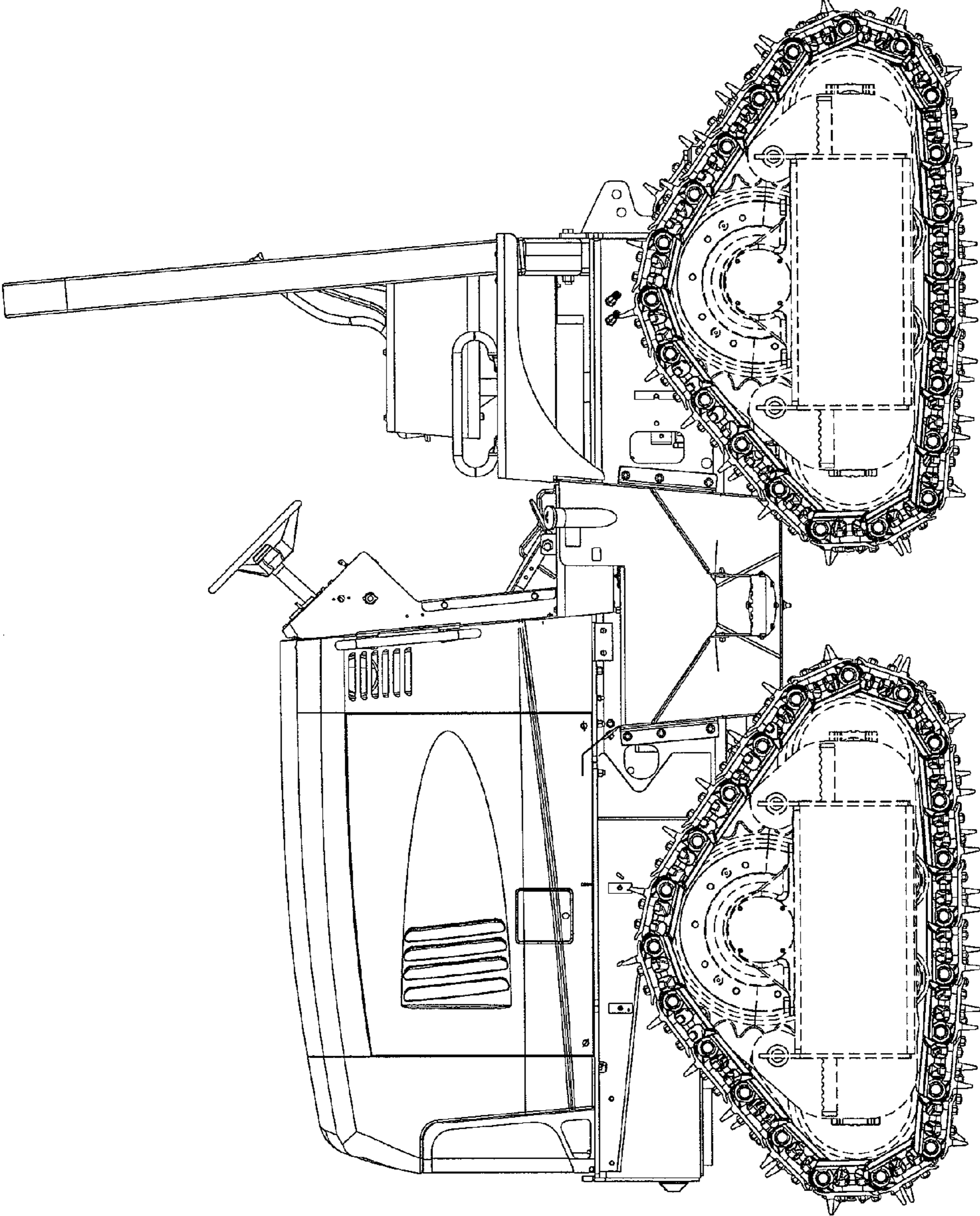


FIG. 4

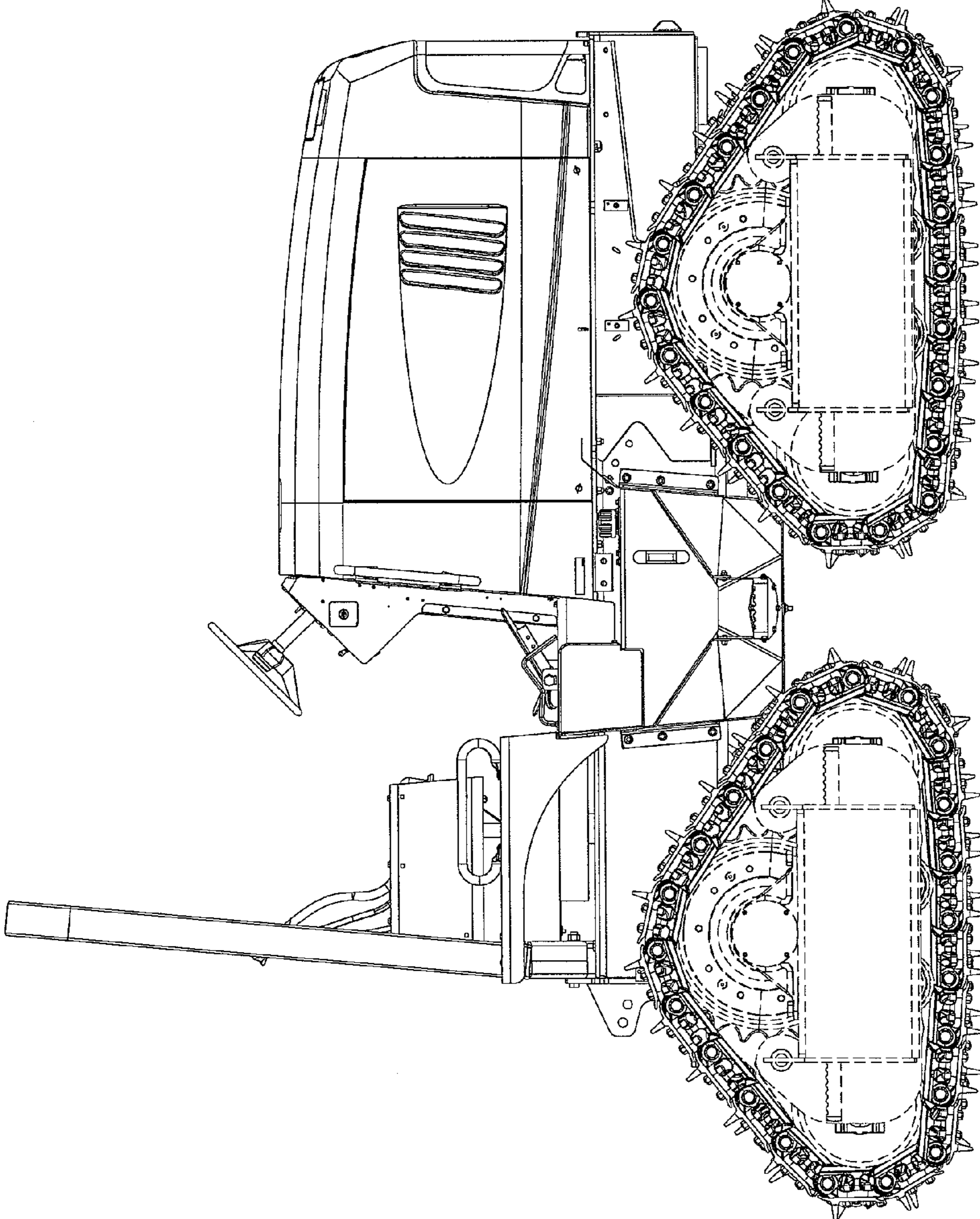


FIG. 5

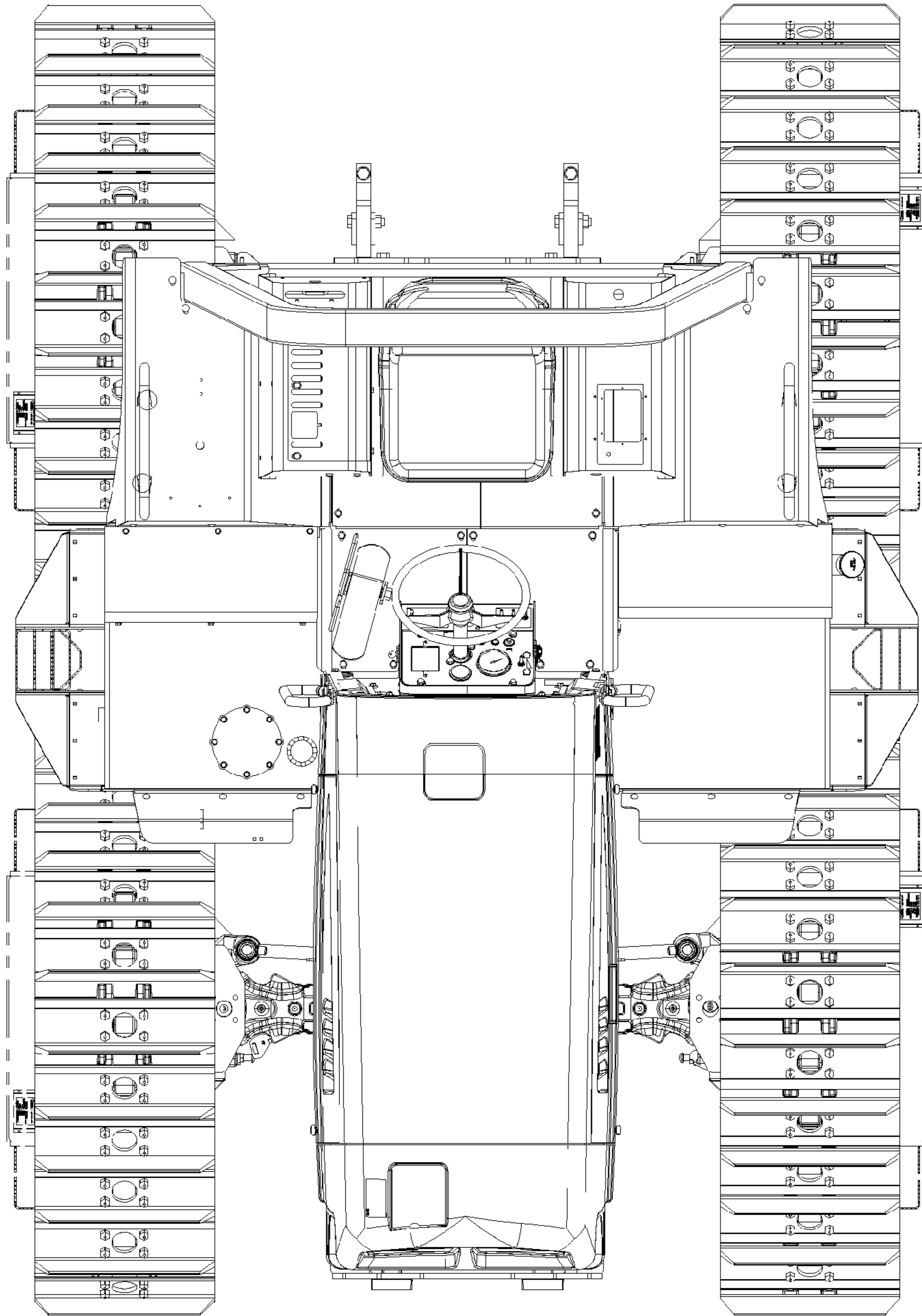


FIG. 6

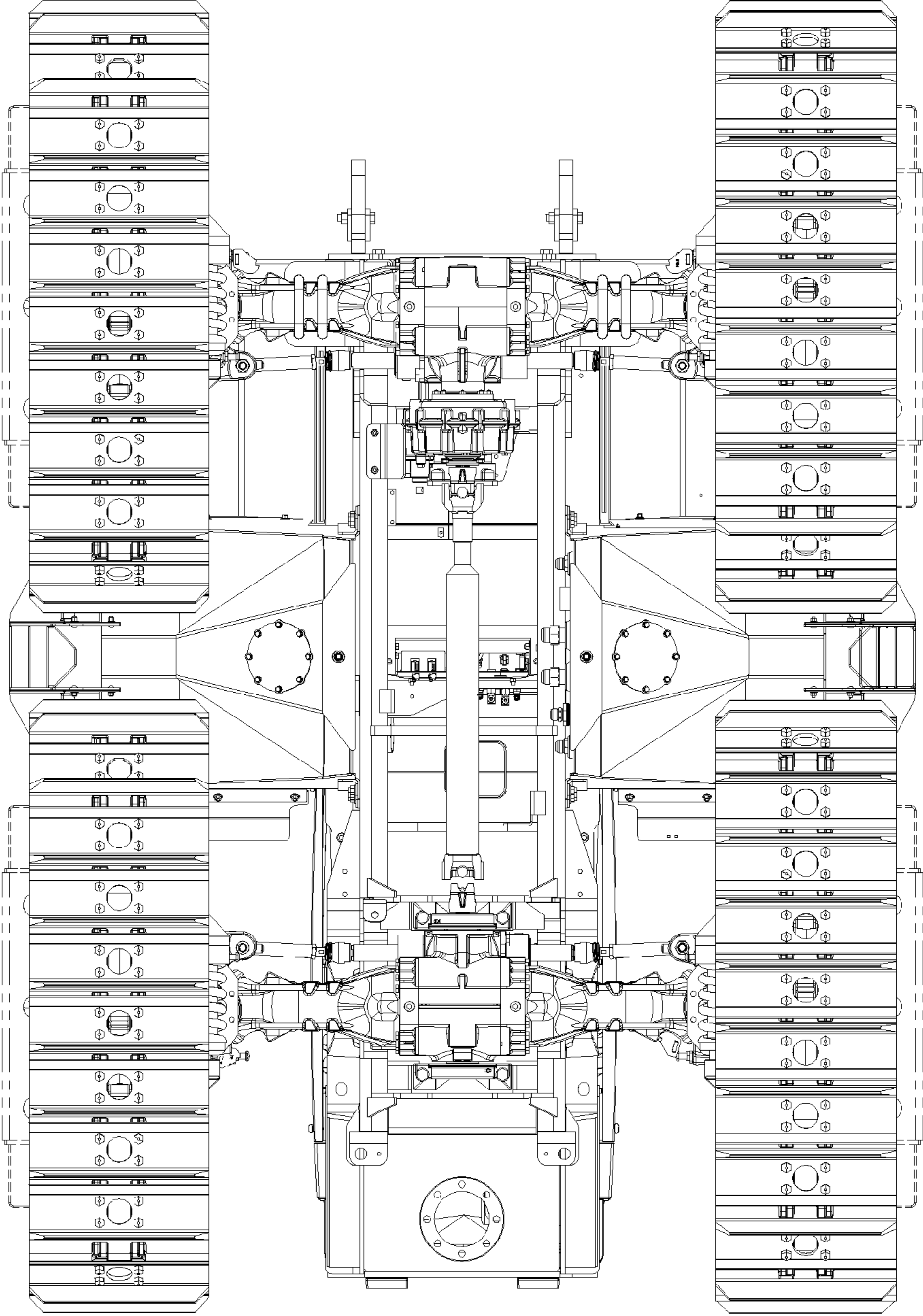
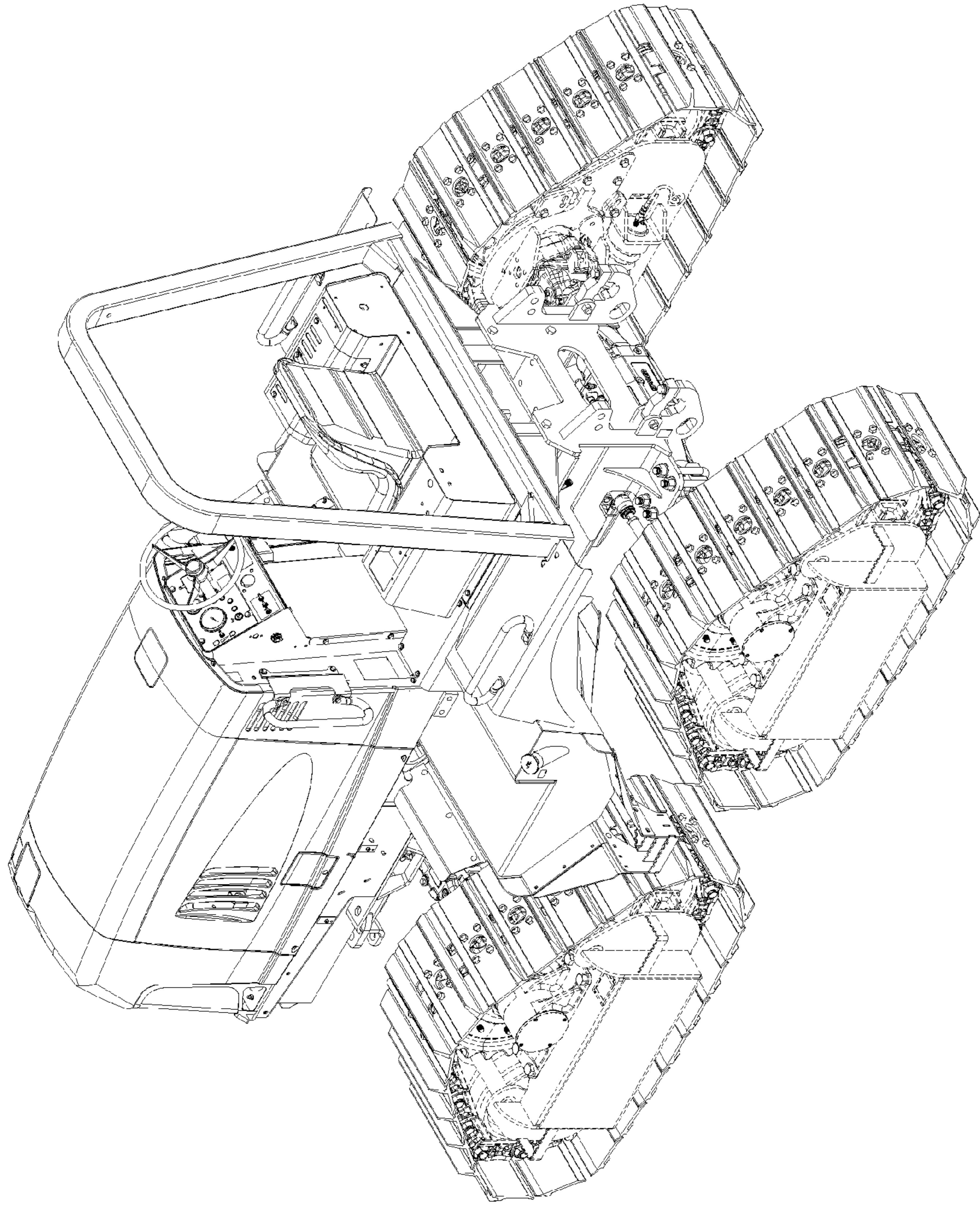


FIG. 7

FIG. 8



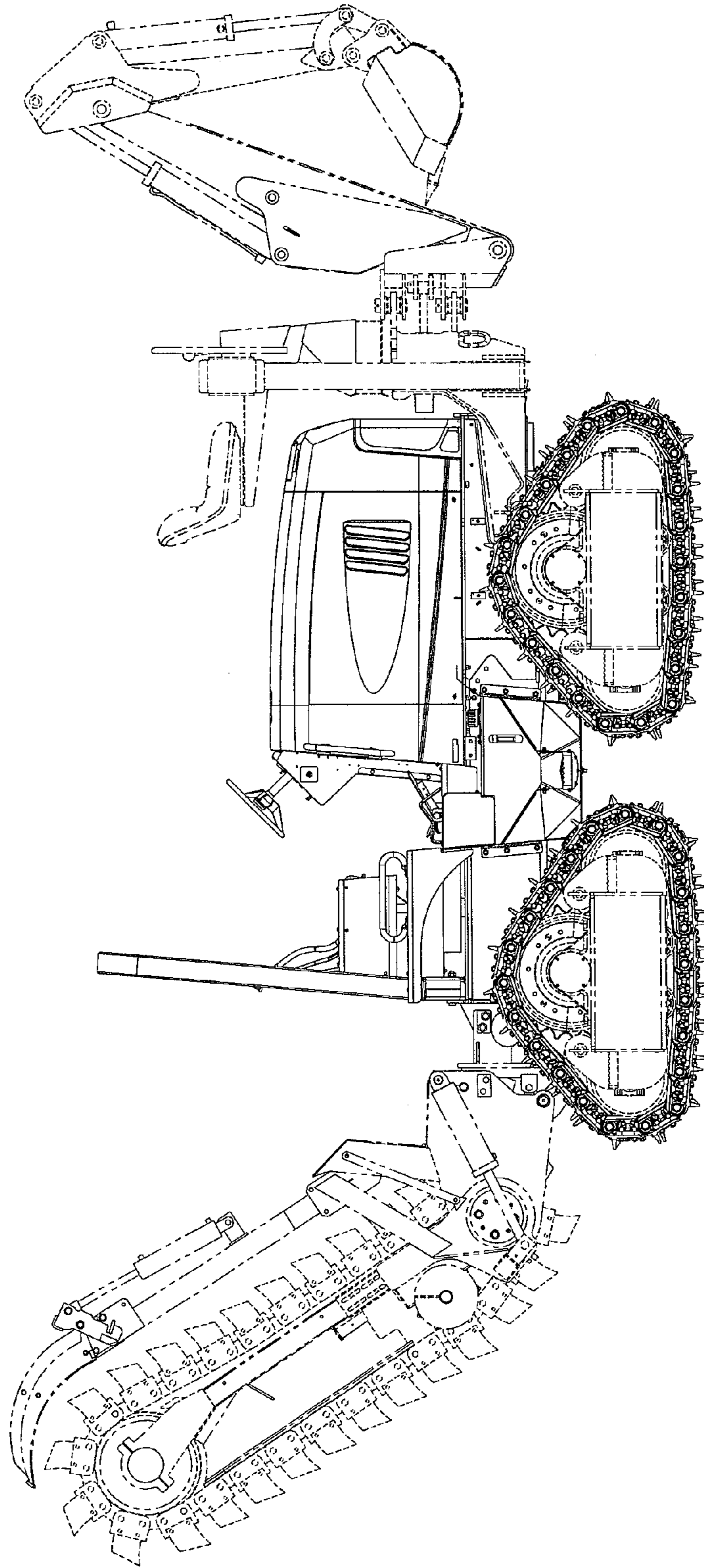


FIG. 9