



US00D587700S

(12) **United States Design Patent**
Corti et al.

(10) **Patent No.:** **US D587,700 S**
(45) **Date of Patent:** **** Mar. 3, 2009**

(54) **OPERATING/DISPLAY PANEL**
(75) Inventors: **Daniela Corti**, Cham (CH); **Guido Gilli**,
Nottwil (CH)
(73) Assignee: **Invventio AG**, Hergiswil (CH)
(**) Term: **14 Years**
(21) Appl. No.: **29/292,337**
(22) Filed: **Oct. 9, 2007**

(30) **Foreign Application Priority Data**
Apr. 11, 2007 (CH) 133956

(51) **LOC (9) Cl.** **14-02**
(52) **U.S. Cl.** **D14/307**
(58) **Field of Classification Search** D14/302–307,
D14/130, 146, 371, 900, 127, 129; D13/163;
D20/10; D21/324, 325, 329, 332; D99/28;
D6/396; 194/205, 206; 361/680–687; 312/198
See application file for complete search history.

(56) **References Cited**
U.S. PATENT DOCUMENTS
D338,673 S * 8/1993 Lewis D14/218
D370,353 S * 6/1996 Valls et al. D20/10
D377,784 S * 2/1997 Wilson D14/302
D378,082 S * 2/1997 Wilson D14/302
D379,377 S * 5/1997 Rath D20/41
D408,458 S * 4/1999 Hempel D20/10
D417,440 S * 12/1999 Wilson D14/374
D437,891 S * 2/2001 Gonsiorowski et al. D20/10
D438,182 S * 2/2001 Wilson D14/130
D452,712 S * 1/2002 Kim D20/10

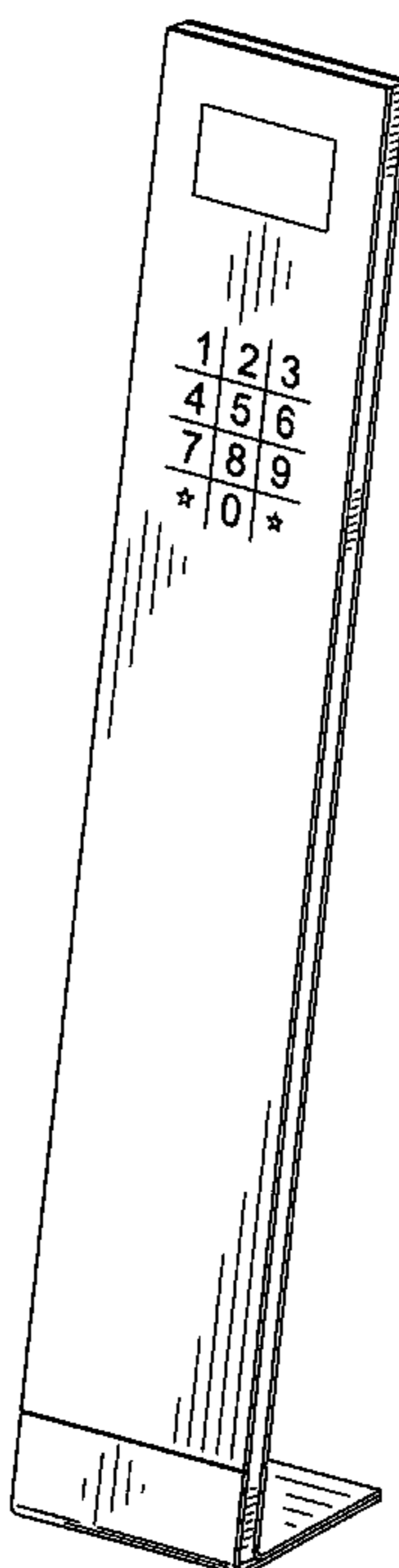
D473,554 S * 4/2003 Landerholm et al. D14/302
D478,582 S * 8/2003 Becker et al. D14/302
D487,435 S * 3/2004 Huang et al. D14/130
D513,671 S * 1/2006 Lucatello D6/432
D515,080 S * 2/2006 Esplo D14/307
D518,480 S * 4/2006 Zheng et al. D14/307
D532,219 S * 11/2006 Sandler et al. D20/10
D532,782 S * 11/2006 Russo et al. D14/307
D563,404 S * 3/2008 Taniho et al. D14/302
D565,044 S * 3/2008 Witts et al. D14/307

* cited by examiner
Primary Examiner—Cathron C Brooks
Assistant Examiner—Deanna Fluegeman
(74) *Attorney, Agent, or Firm*—Wolff & Samson PC

(57) **CLAIM**
The ornamental design for an operating/display panel, as shown and described.

DESCRIPTION
FIG. 1 is a front, right side perspective view of the operating/display panel of the present invention;
FIG. 2 is a front view thereof;
FIG. 3 is left side view thereof;
FIG. 4 is a right side view thereof;
FIG. 5 is a rear view thereof;
FIG. 6 is a top view thereof; and,
FIG. 7 is a bottom view thereof.
The broken line showing of portions of the operating/display panel forms no part of the claimed design.

1 Claim, 4 Drawing Sheets



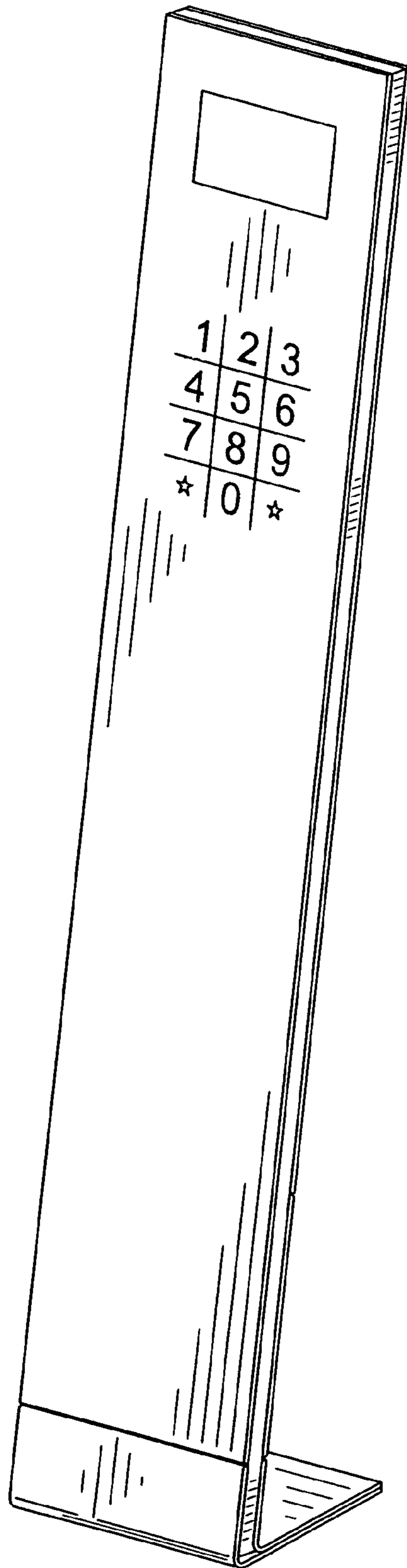


FIG. 1




FIG. 2

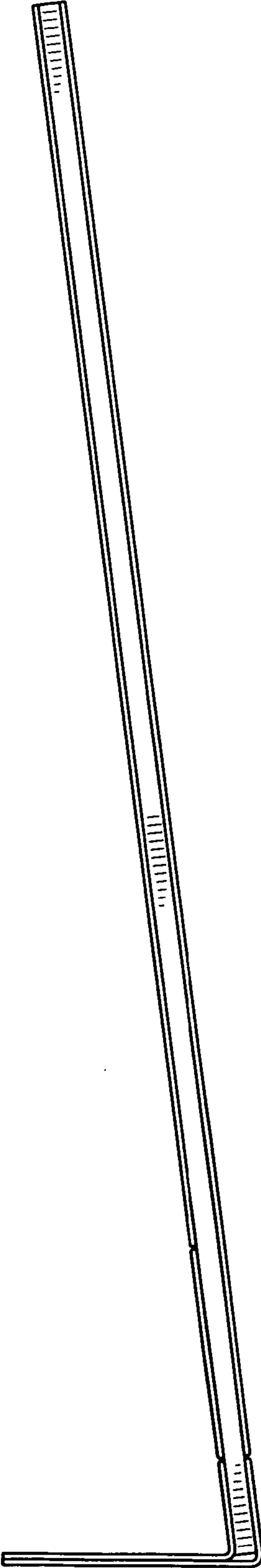


FIG. 3

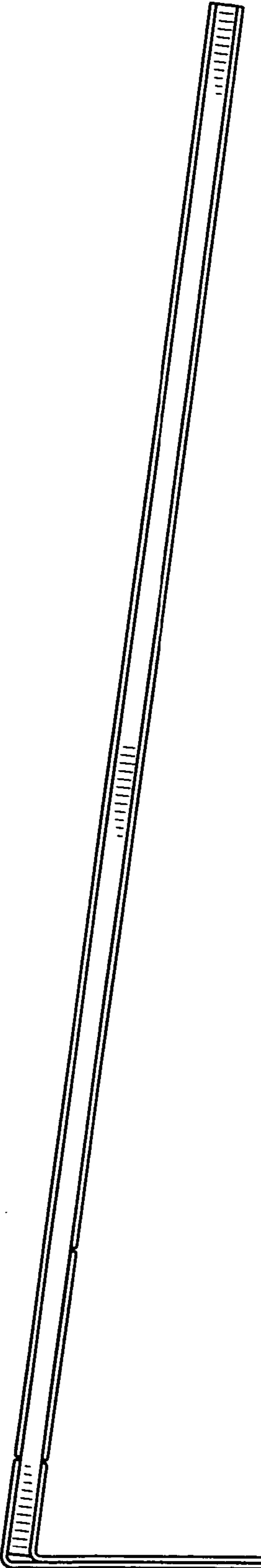


FIG. 4




FIG. 5

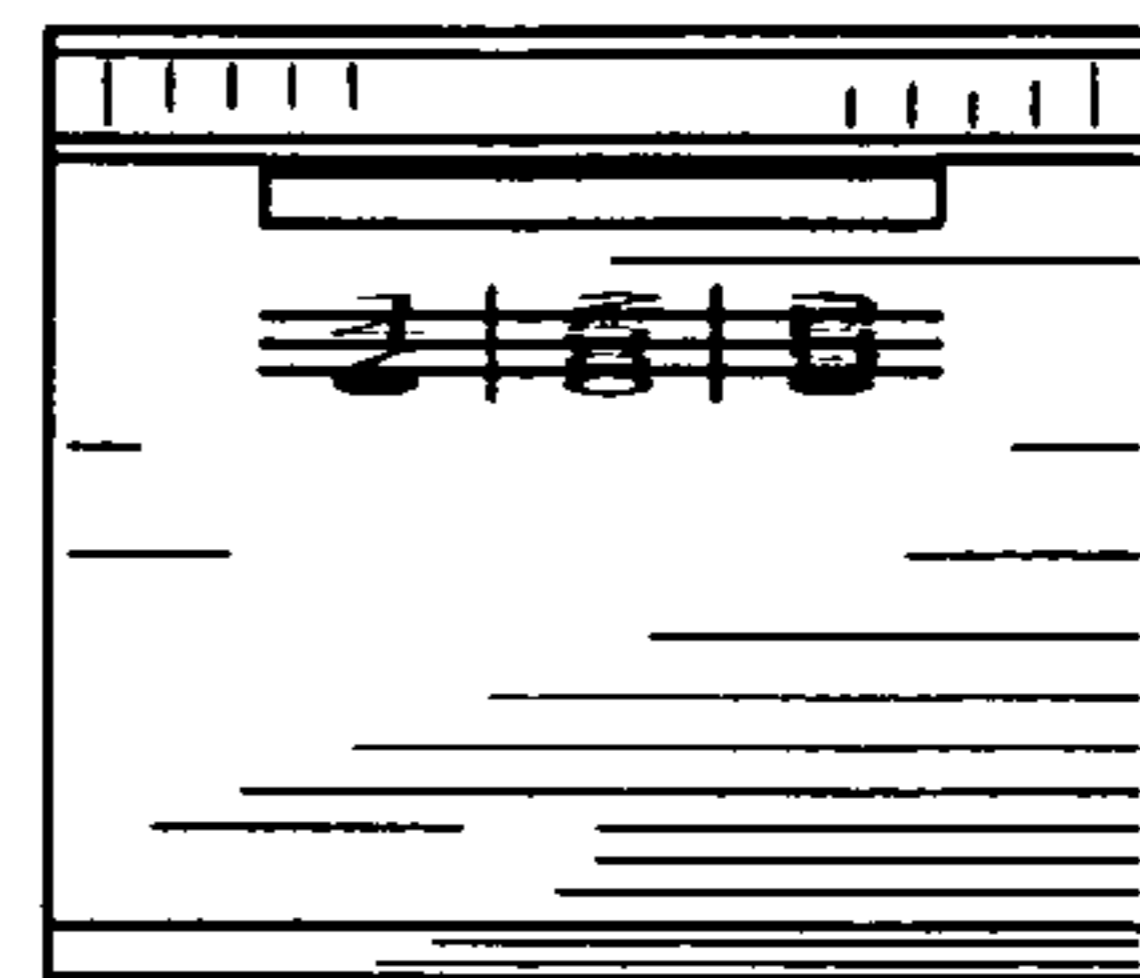


FIG. 6

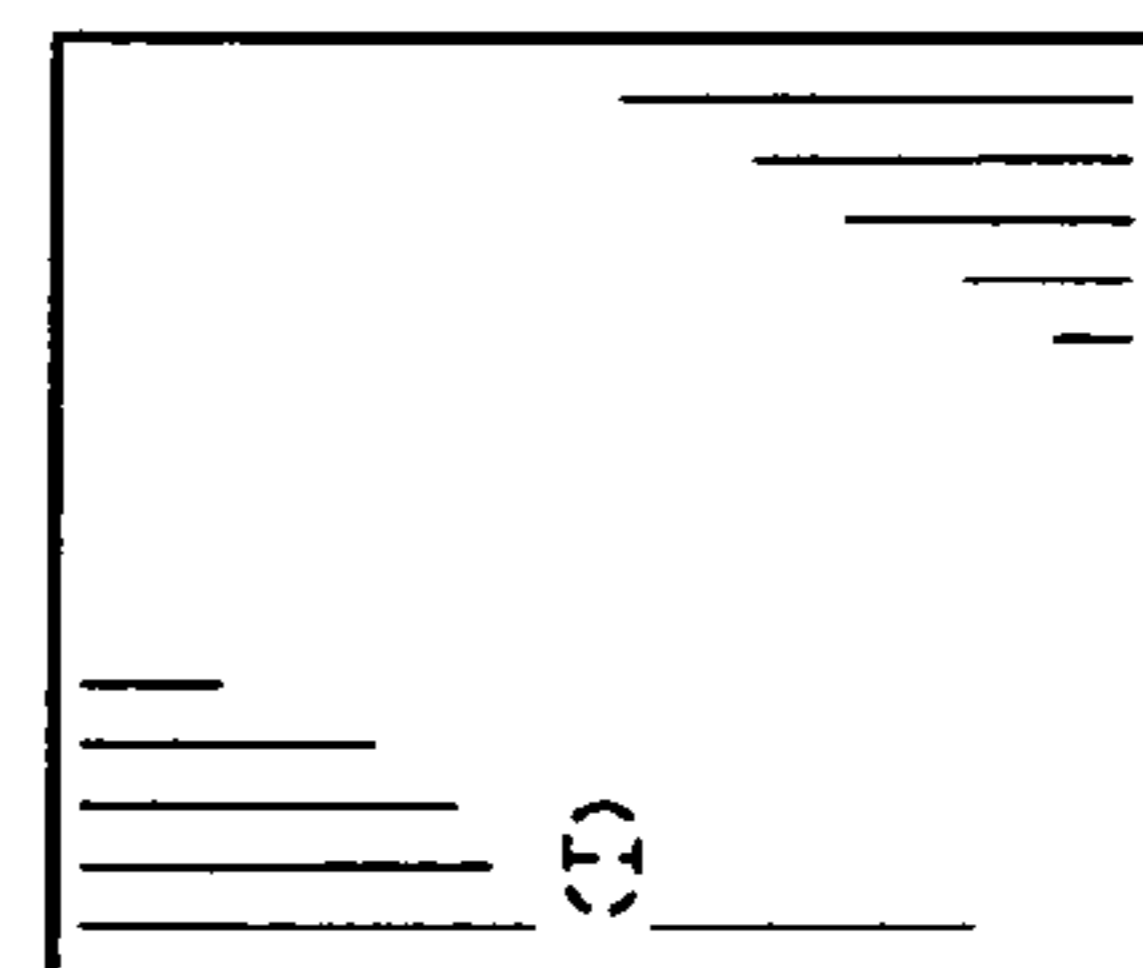


FIG. 7