



US00D587694S

(12) **United States Design Patent**
Sculler et al.

(10) **Patent No.:** **US D587,694 S**
(45) **Date of Patent:** **** Mar. 3, 2009**

(54) **FLAT PANEL DISPLAY MOUNT**
(75) Inventors: **Steven J. Sculler**, Morganville, NJ (US);
Michael P. Zambelli, Basking Ridge, NJ
(US); **In-Young Jang**, Ridgefield, NJ
(US); **Jimmy An**, South Plainfield, NJ
(US)

7,152,836 B2 12/2006 Pfister et al.
7,175,152 B2 2/2007 Dittmer
D538,140 S 3/2007 Ly Hau et al.
D538,141 S 3/2007 Stenhouse et al.
D538,632 S 3/2007 Ly Hau et al.
D539,126 S 3/2007 Stenhouse et al.

(Continued)

(73) Assignee: **Bell'O International Corp.**,
Morganville, NJ (US)

FOREIGN PATENT DOCUMENTS

WO 2004/092594 A2 10/2004

(**) Term: **14 Years**

(Continued)

(21) Appl. No.: **29/294,331**

OTHER PUBLICATIONS

(22) Filed: **Jan. 3, 2008**

Sanus Systems; The Union of Form and Function; International
Assembly Instructions for Model VMPL250 Manual; Saint Paul,
MN; 12 pgs.

(51) **LOC (9) Cl.** **14-03**

(52) **U.S. Cl.** **D14/239**

(58) **Field of Classification Search** D14/125-134,
D14/239, 451-454, 224, 316, 375-377, 432,
D14/439, 447, 448, 455, 457, 469; D8/363,
D8/373, 349, 394; 248/126, 278.1, 279.1,
248/514, 291.1, 125.1, 121, 124.1, 125.7,
248/276.1, 415, 284.1, 286.1, 281.11, 292.11,
248/181.2, 917-921, 127, 128, 133, 178.1,
248/183.1, 183.2, 346.01, 346.03, 349.1,
248/371, 473, 474, 512; 348/825, 827, 836,
348/837; 600/443

(Continued)

Primary Examiner—Raphael Barkai
Assistant Examiner—Randall H Gholson
(74) *Attorney, Agent, or Firm*—Lerner, David, Littenberg,
Krumholz & Mentlik, LLP

(57) **CLAIM**

The ornamental design for a flat panel display mount, as
shown and described.

See application file for complete search history.

DESCRIPTION

(56) **References Cited**

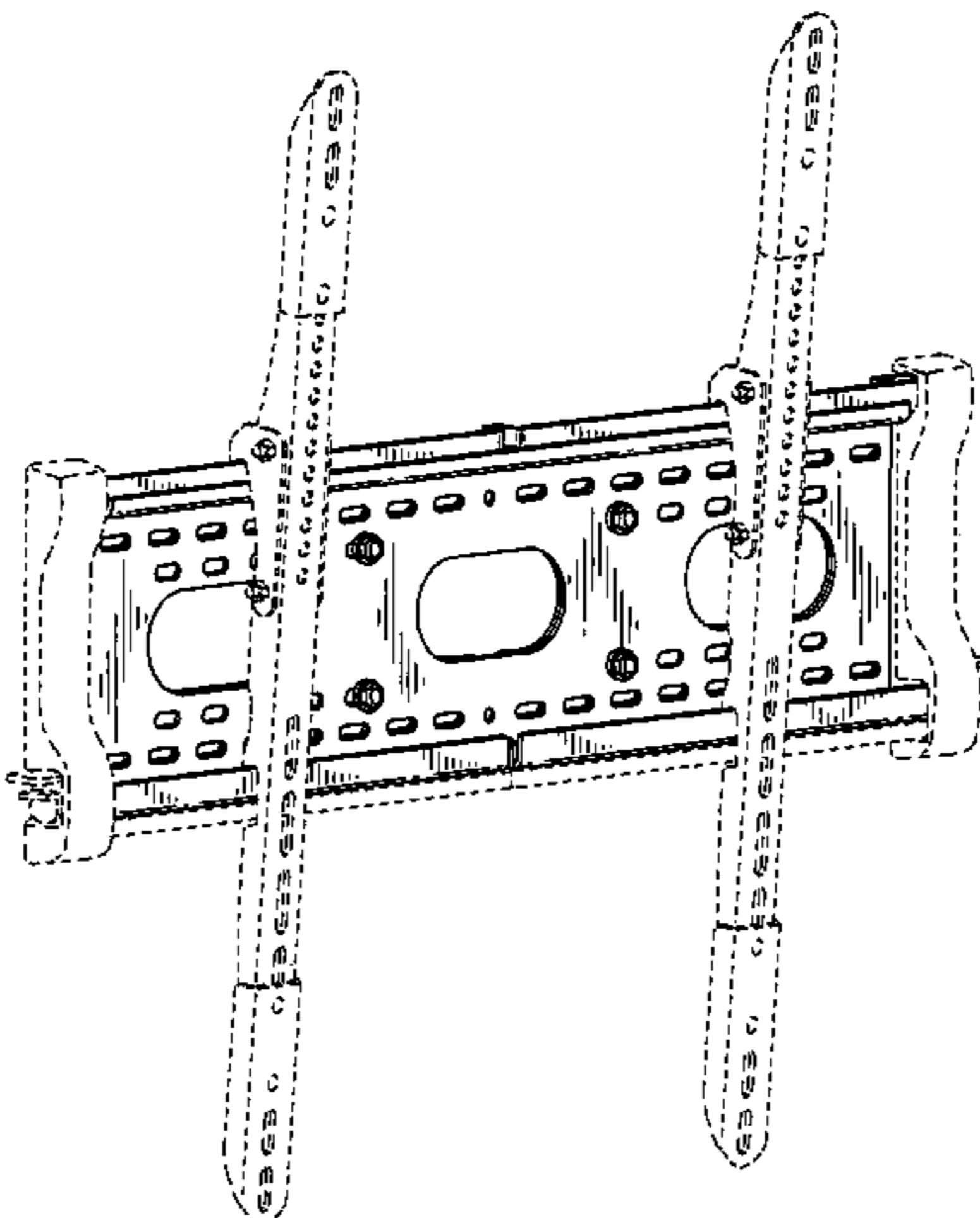
U.S. PATENT DOCUMENTS

6,102,348 A 8/2000 O'Neill
6,402,109 B1 6/2002 Dittmer
D489,377 S 5/2004 van Kuijk et al.
D493,800 S * 8/2004 Pfister et al. D14/451
D494,596 S 8/2004 Pfister
7,178,775 B2 12/2005 Pfister et al.
D517,085 S * 3/2006 Deuschle D14/451
7,063,295 B2 6/2006 Kwon
D528,901 S * 9/2006 David D8/373
D530,595 S 10/2006 Lam et al.
D532,290 S * 11/2006 David D8/373

FIG. 1 is a front perspective view of the flat panel display
mount;
FIG. 2 is a front elevational view thereof;
FIG. 3 is a rear elevational view thereof;
FIG. 4 is a top plan view thereof;
FIG. 5 is a bottom plan view thereof; and,
FIG. 6 is a second front perspective view thereof shown in an
alternate position.

The broken lines shown on the drawings are included for the
purpose of illustration and form no part of the claimed design.

1 Claim, 5 Drawing Sheets



US D587,694 S

Page 2

U.S. PATENT DOCUMENTS

D539,636 S 4/2007 Bremmon
D539,637 S 4/2007 Ly Hau et al.
D544,868 S 6/2007 Katagiri et al.
D562,812 S * 2/2008 Sculler et al. D14/239
D563,962 S * 3/2008 Grey D14/452
D565,399 S * 4/2008 Grey D8/380
D566,444 S * 4/2008 Grey D6/553
2002/0033436 A1 3/2002 Peng et al.
2002/0179791 A1 12/2002 Kwon
2003/0141425 A1 7/2003 Obdeijn
2005/0061937 A1 3/2005 Kim
2005/0092890 A1 5/2005 Liao
2005/0127260 A1 6/2005 Dittmer
2005/0194498 A1 9/2005 Burns et al.
2005/0242254 A1 11/2005 Dozier
2006/0065800 A1 3/2006 Bremmon
2006/0231711 A1 10/2006 Shin
2006/0284037 A1 12/2006 Dittmer et al.
2007/0007413 A1 1/2007 Jung et al.
2007/0023593 A1 2/2007 Fedewa
2007/0023599 A1 2/2007 Fedewa

FOREIGN PATENT DOCUMENTS

WO 2005/067681 A2 7/2005

WO 2006/044969 A1 4/2006
WO 2006/088692 A2 8/2006
WO 2006/127826 A2 11/2006
WO 2006133189 12/2006

OTHER PUBLICATIONS

Sanus Systems; The Union of Form and Function; Assembly Instructions for Model: VMPL50 Manual; St. Paul, MN; 2 pgs.
1N1-L Large/XLarge Fixed Flat Panel Mount International Instruction Manual; OmniMount Systems, Inc.; Pheonix, AZ; 20 pgs.
2N1-L Large/XILarge Tilt Flat Panel Mount International Instruction Manual; OmniMount Systems, Inc.; Pheonix, AZ; 20 pgs.
U3 Fixed Large/XLarge Fixed Flat Panel Mount International Instruction Manual; OmniMount Systems, Inc.; Pheonix, AZ; 20 pgs.
U3 Tilt Large/XLarge Tilt Flat Panel Mount International Instruction Manual; OmniMount Systems, Inc.; Pheonix, AZ; 28 pgs.
Vantage Point Model U50 & U70 Flat Panel Mount Assembly Instructions; Vantage Point Products Corp.; Santa Fe Springs, CA; 2 pgs.
International Search Report, PCT/US2007/026168.

* cited by examiner

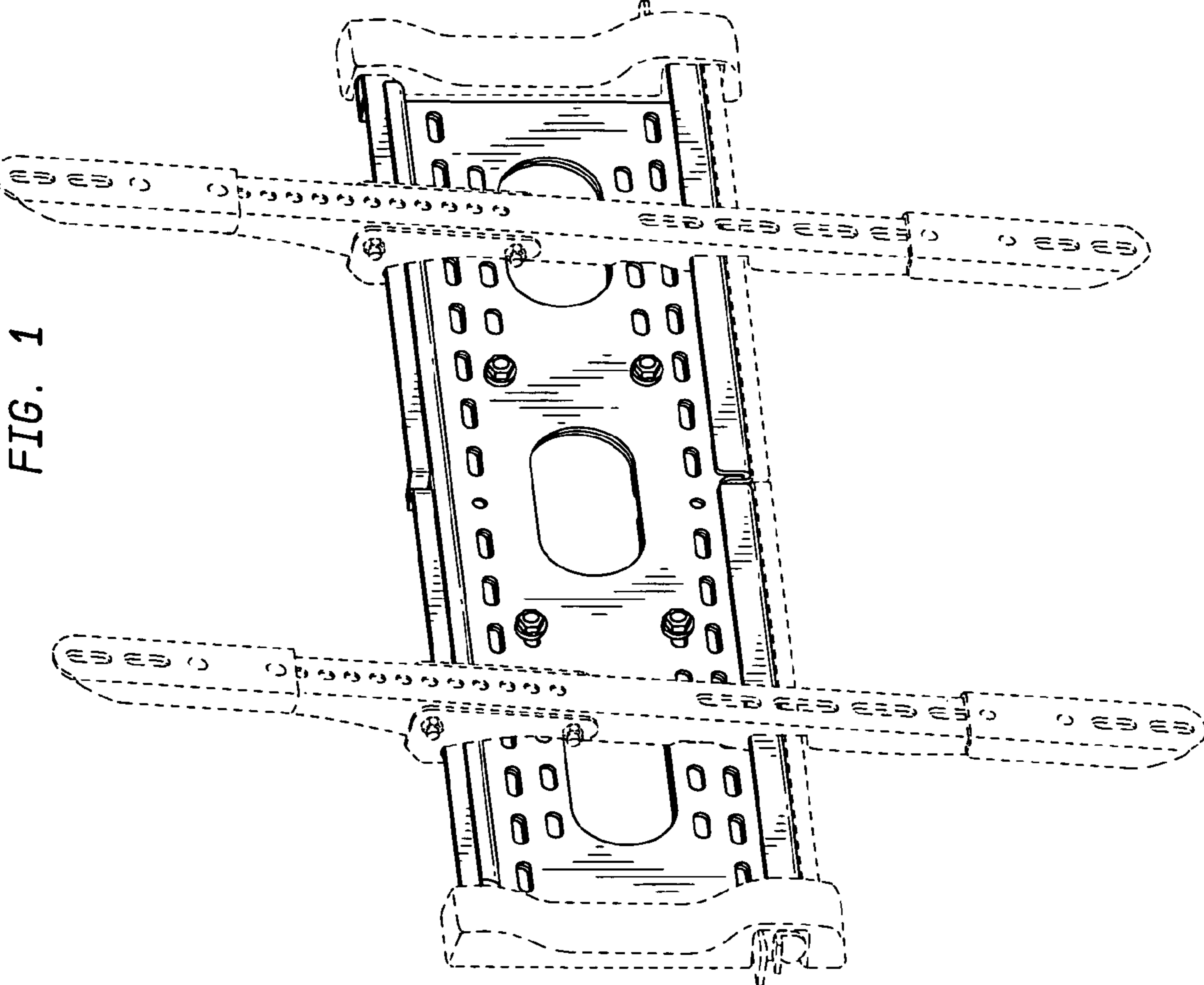


FIG. 1

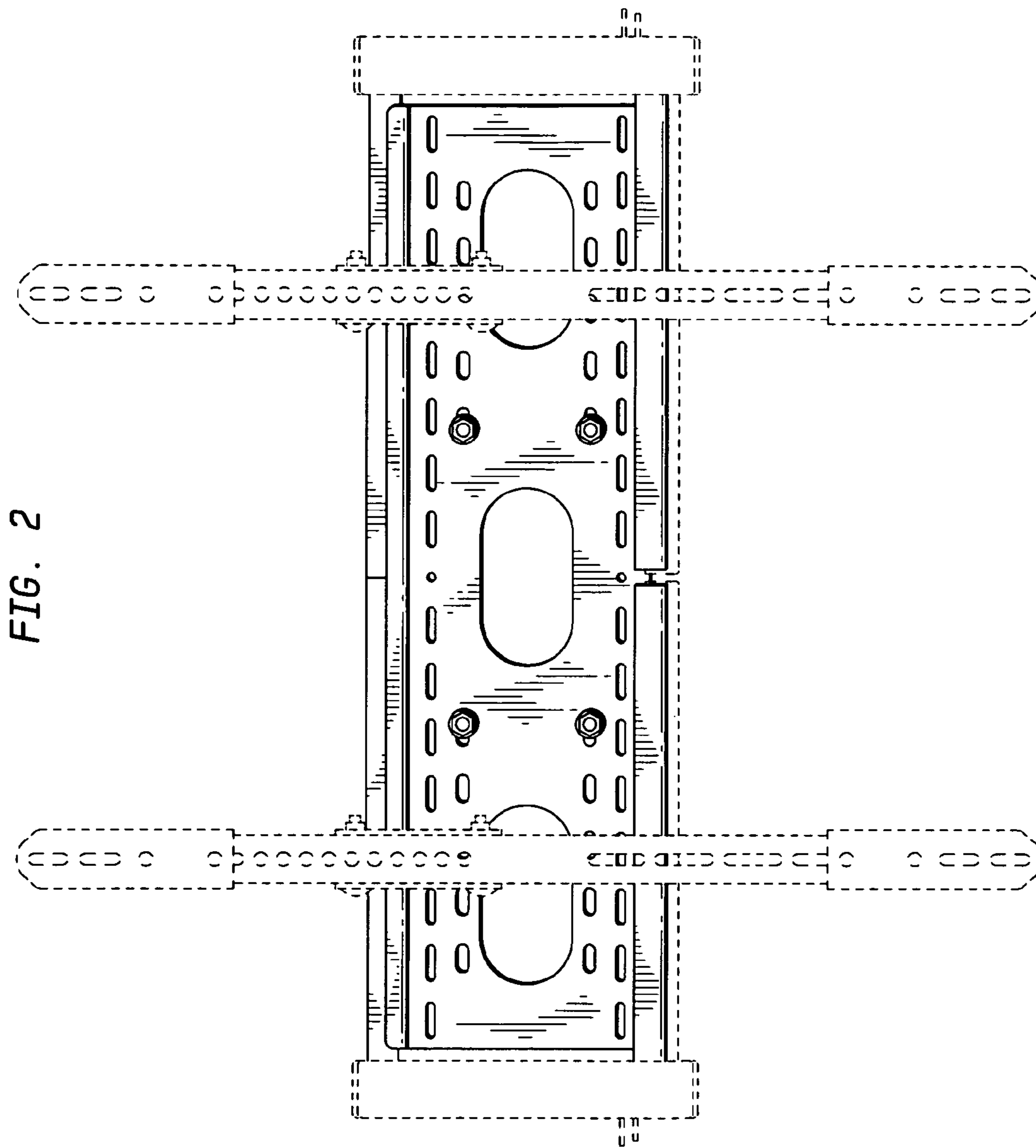


FIG. 2

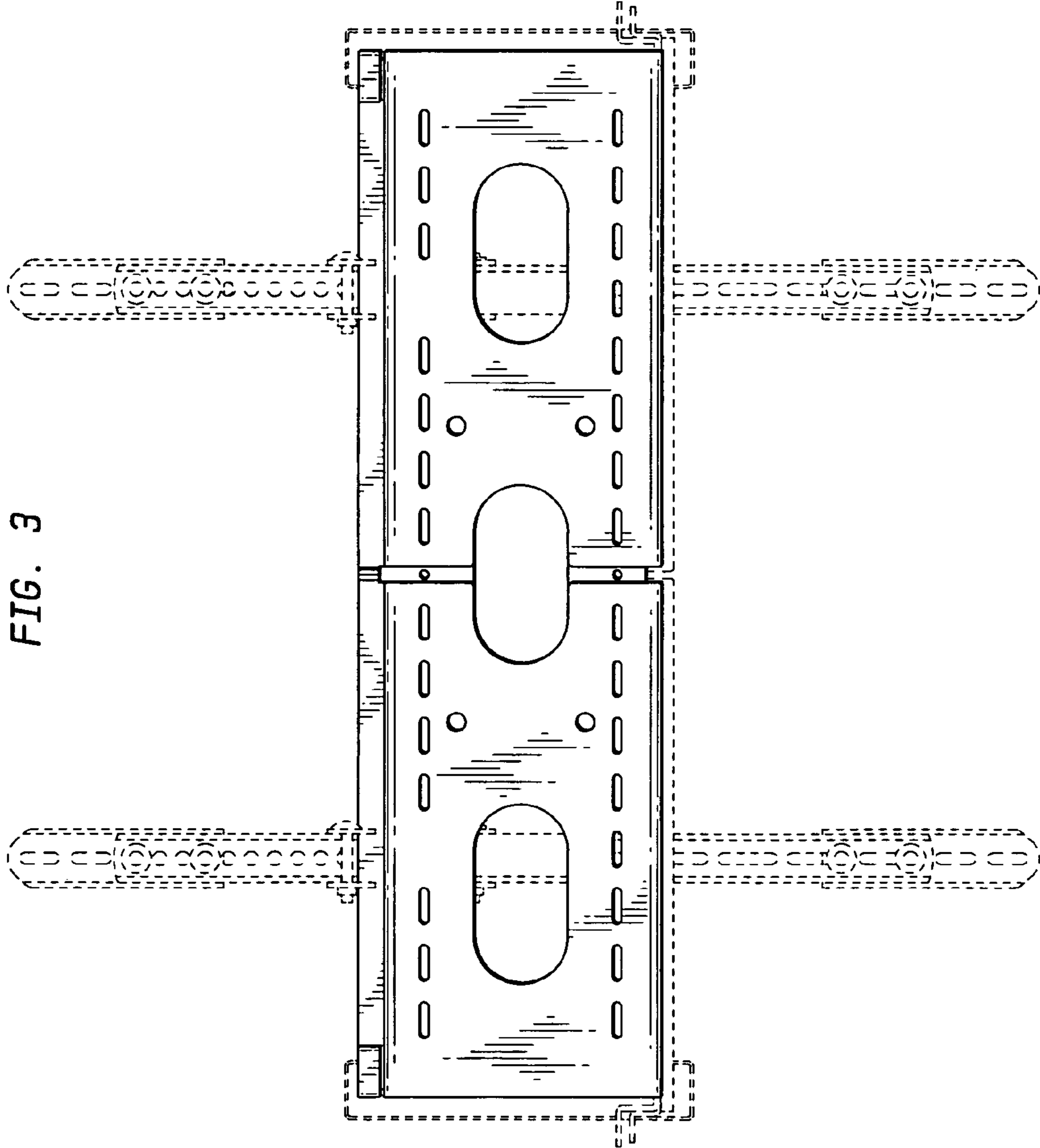


FIG. 3

FIG. 4

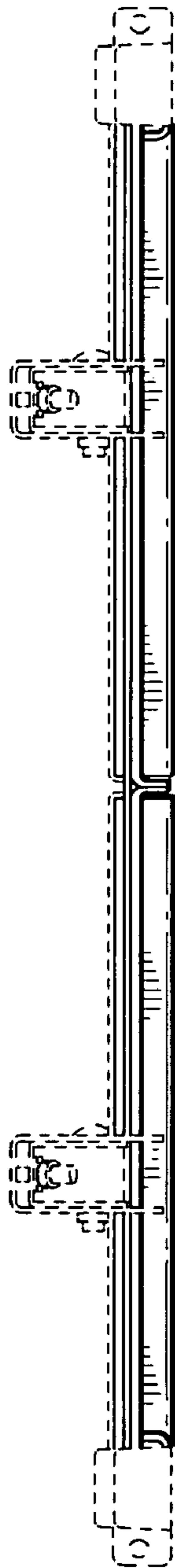
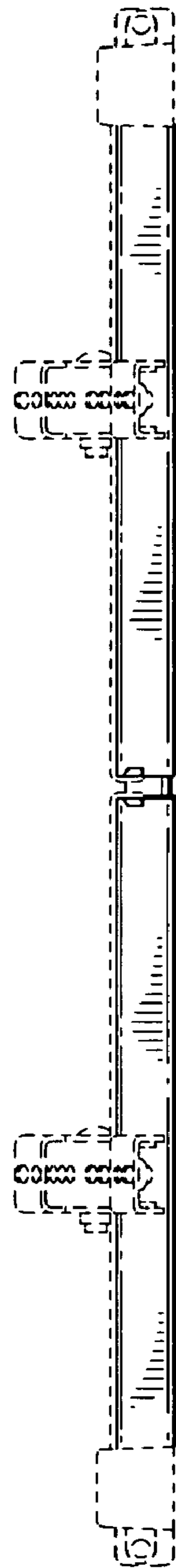


FIG. 5



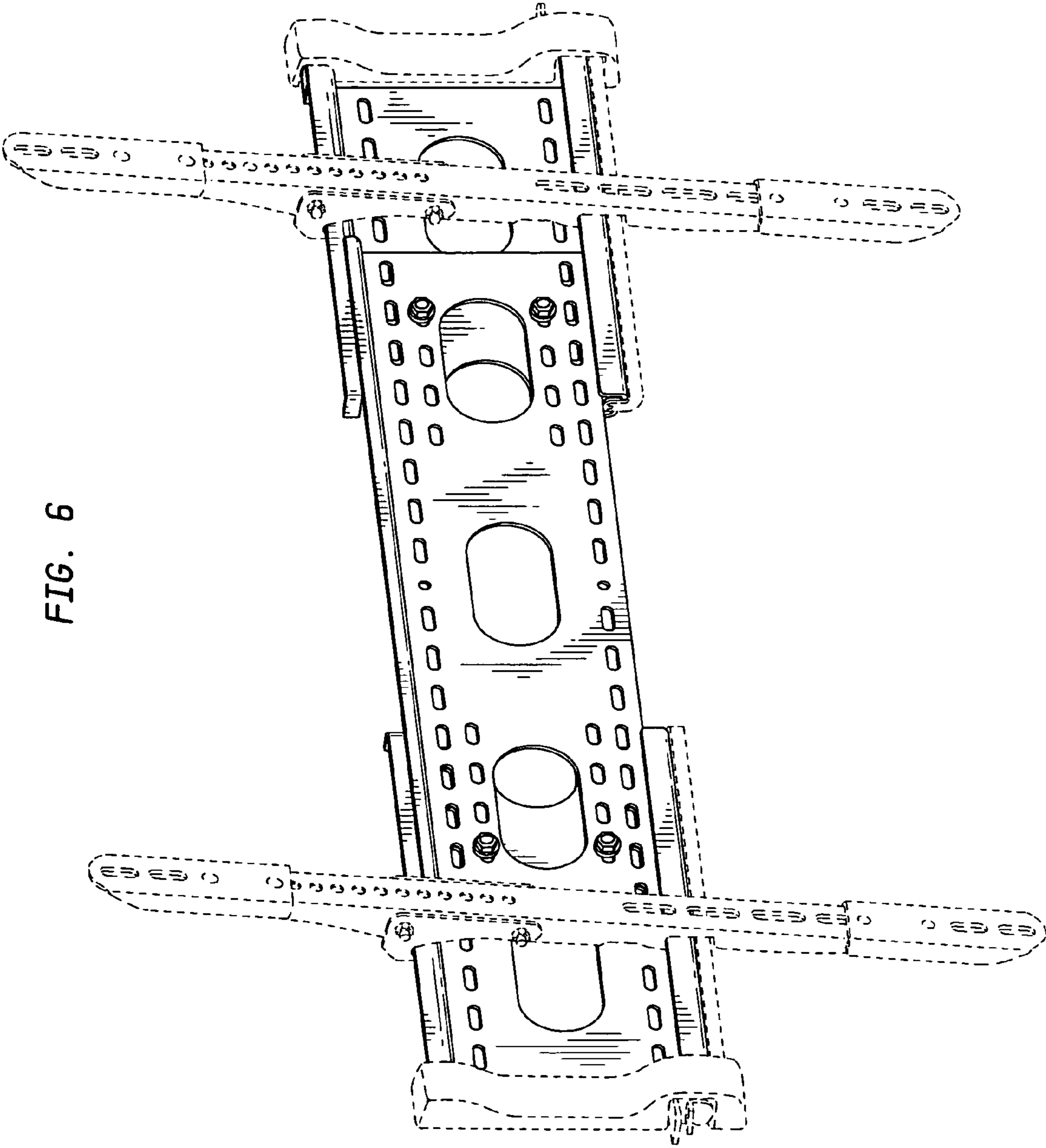


FIG. 6