

US00D587682S

(12) **United States Design Patent**
Miles

(10) **Patent No.:** **US D587,682 S**
(45) **Date of Patent:** **** Mar. 3, 2009**

(54) **CLIP FOR A HEADSET**

(75) Inventor: **Luke Miles**, London (GB)

(73) Assignee: **Nokia Corporation**, Espoo (FI)

(**) Term: **14 Years**

(21) Appl. No.: **29/304,243**

(22) Filed: **Feb. 27, 2008**

(30) **Foreign Application Priority Data**

Aug. 27, 2007 (EM) 000779053

(51) **LOC (9) Cl.** **14-01**

(52) **U.S. Cl.** **D14/205**

(58) **Field of Classification Search** D14/205,
D14/206, 223, 240; 379/430, 433.11, 446,
379/450; 381/374, 376, 377, 378, 379, 380,
381/381, 330; 181/129, 130; 455/351, 575.7,
455/269, 348; 24/3.12, 66.13, 66.8, 67.9,
24/561; 248/544; 244/669; 375/339; 342/361
See application file for complete search history.

(56) **References Cited**

U.S. PATENT DOCUMENTS

2,486,593 A * 11/1949 Gardner 248/544
2,547,420 A * 4/1951 Sumner 379/450
2,732,602 A * 1/1956 Quimby 24/66.8
2,883,523 A * 4/1959 Meserow 342/361
2,918,713 A * 12/1959 Harper 24/561
2,924,705 A * 2/1960 Jones 455/269

3,550,008 A * 12/1970 Bright 375/339
3,631,994 A * 1/1972 Mackzum, Jr. 224/669
3,802,032 A * 4/1974 Weed 24/66.13
4,879,759 A * 11/1989 Matsumoto et al. 455/348
4,903,376 A * 2/1990 Rousseau 24/67.9
5,081,709 A * 1/1992 Benyo et al. 455/348
5,331,721 A * 7/1994 Raum, Sr. 24/3.12
5,495,644 A * 3/1996 Mesher et al. 24/3.12
6,188,881 B1 * 2/2001 Braxton 455/351
6,470,535 B1 * 10/2002 Mayne et al. 24/3.12
6,547,201 B2 * 4/2003 Barich et al. 248/316.7
7,418,097 B2 * 8/2008 Chang 379/446

* cited by examiner

Primary Examiner—Paula Greene

(74) *Attorney, Agent, or Firm*—Banner & Witcoff, Ltd.

(57) **CLAIM**

The ornamental design for a clip for a headset, as shown and described.

DESCRIPTION

FIG. 1 is a front perspective view of a clip for a headset showing my new design;

FIG. 2 is a top view thereof;

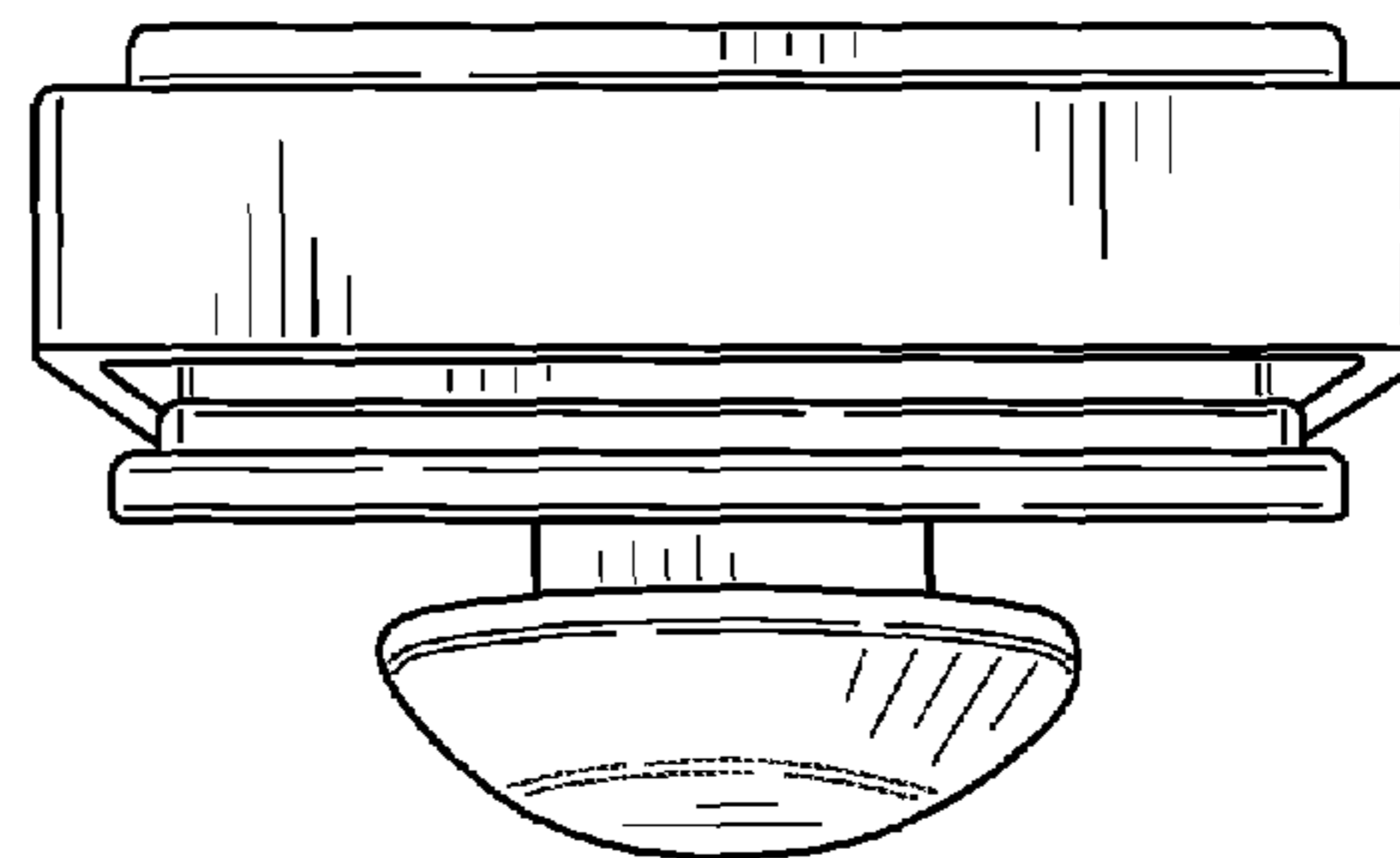

FIG. 3 is a bottom view thereof;

FIG. 4 is a rear perspective view thereof; and,

FIG. 5 is a left side view thereof.

The broken line showing environmental structure is for illustrative purposes only and forms no part of the claimed design.

1 Claim, 5 Drawing Sheets



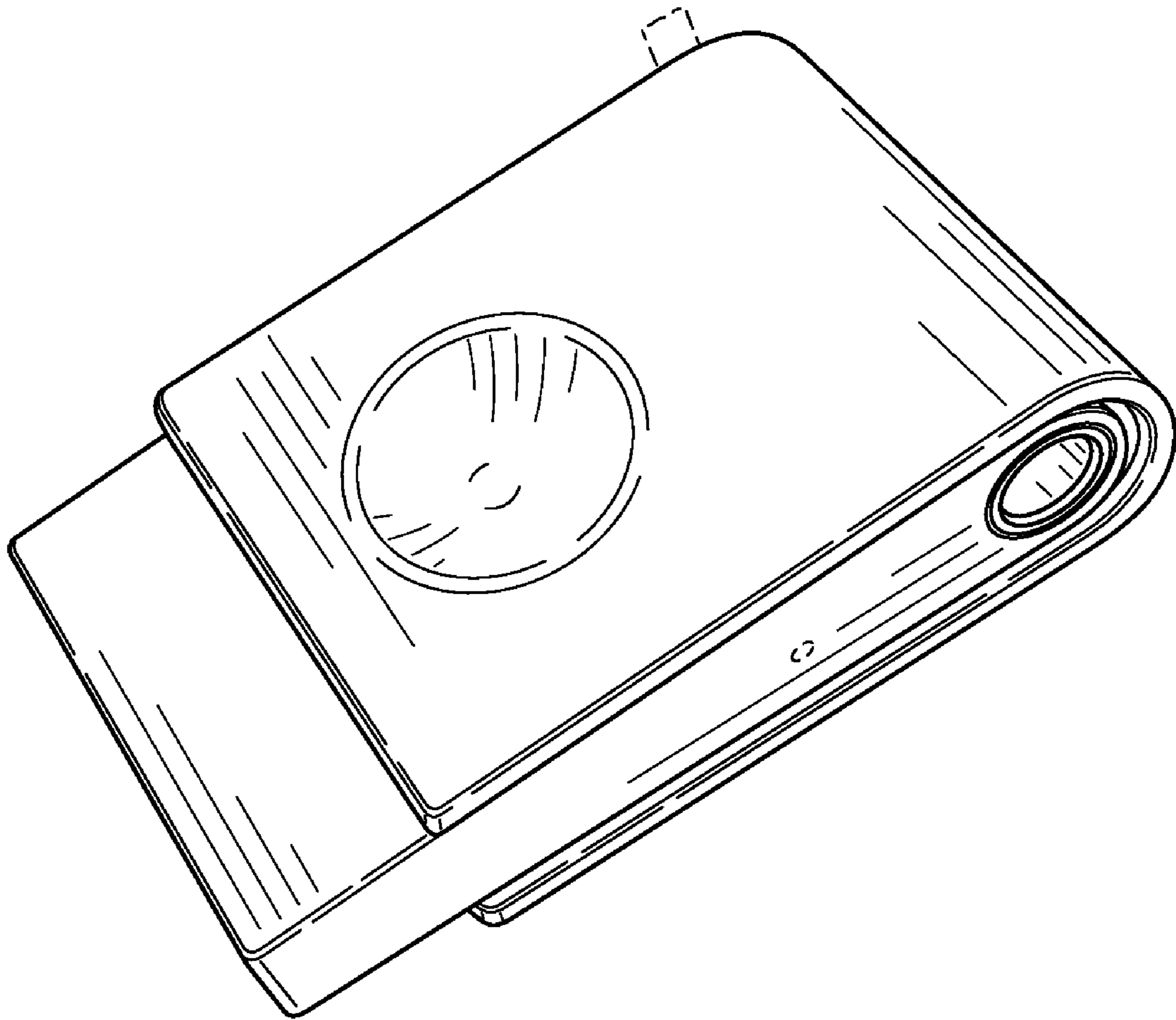


FIG. 1

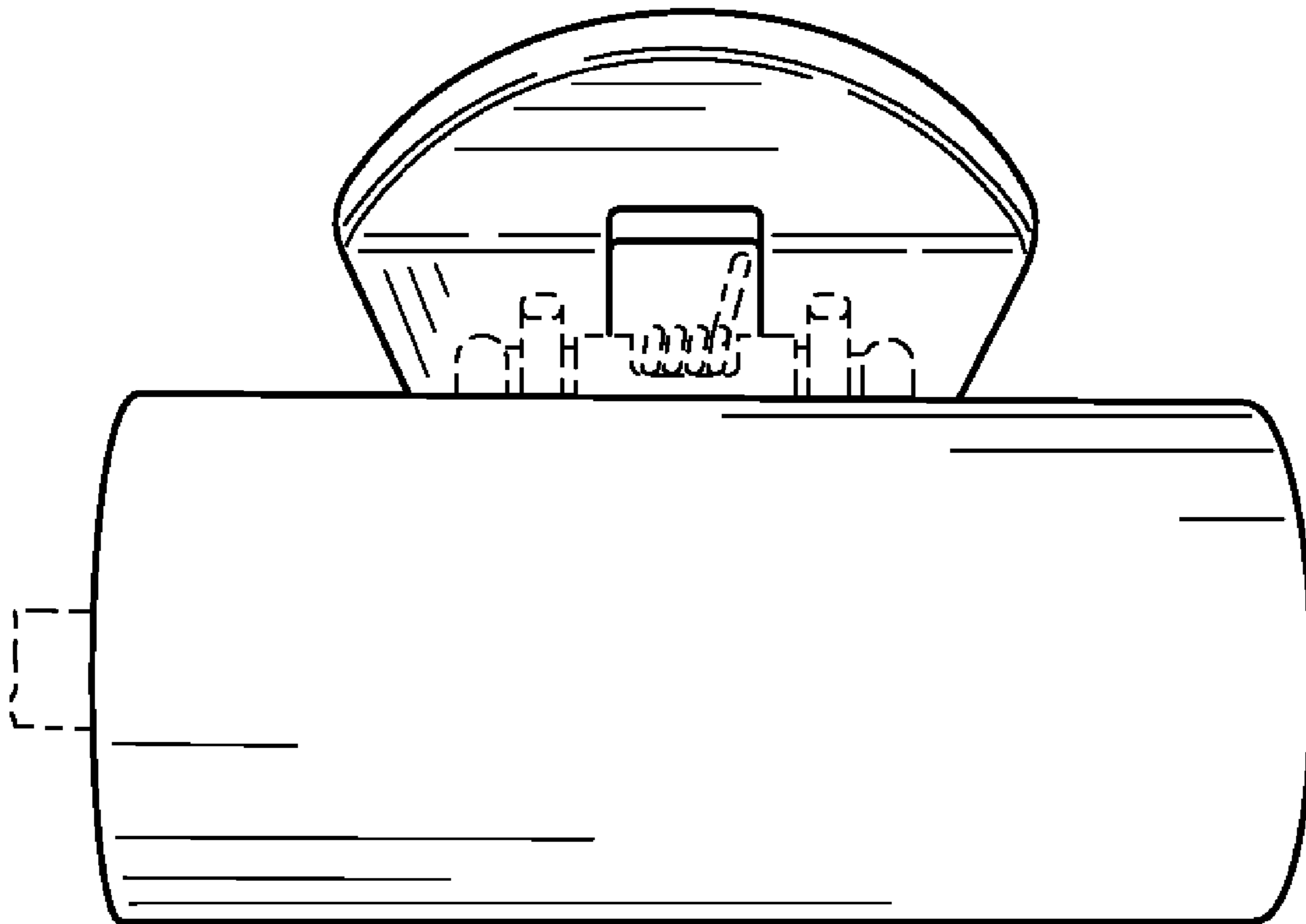


FIG. 2

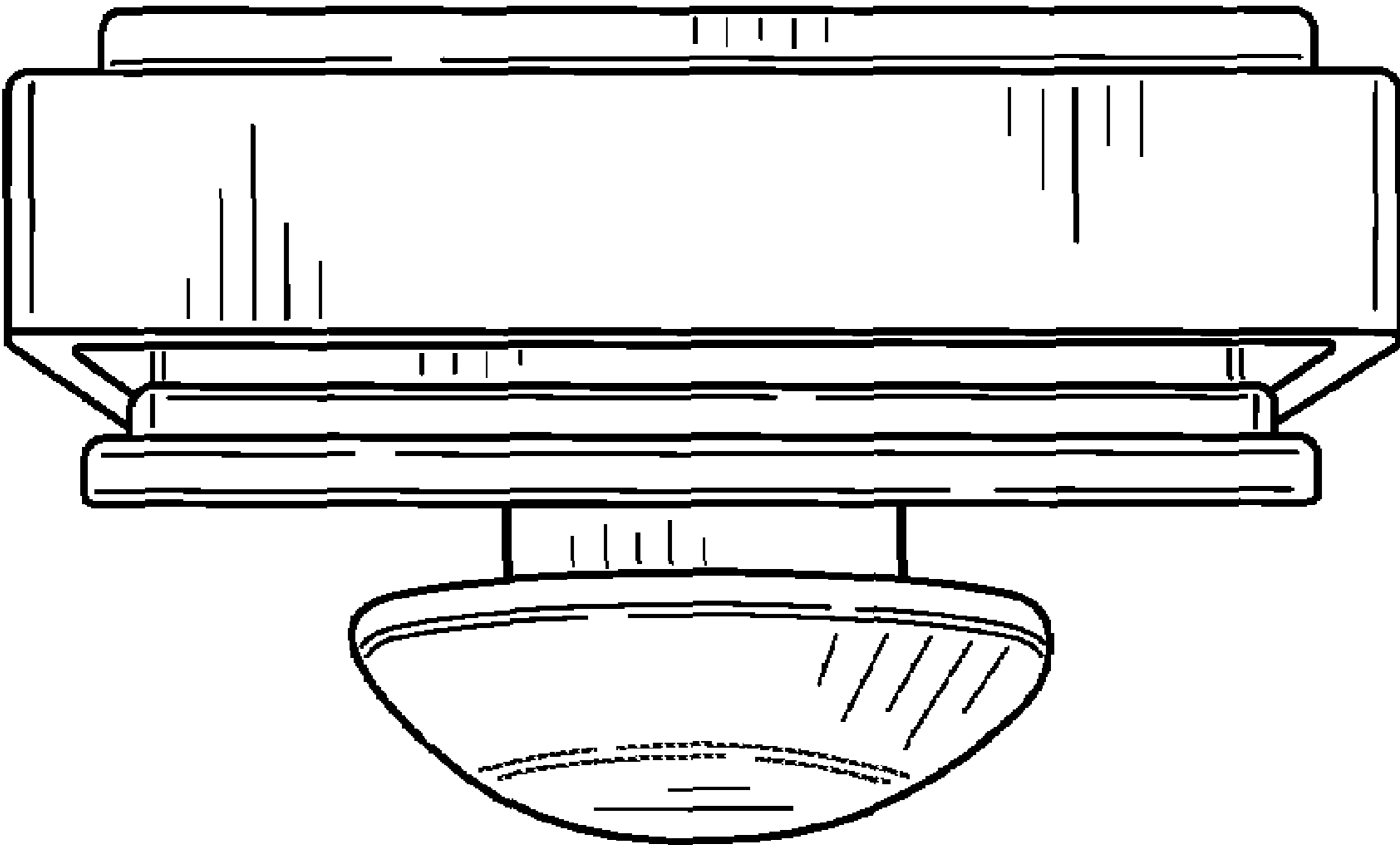


FIG. 3

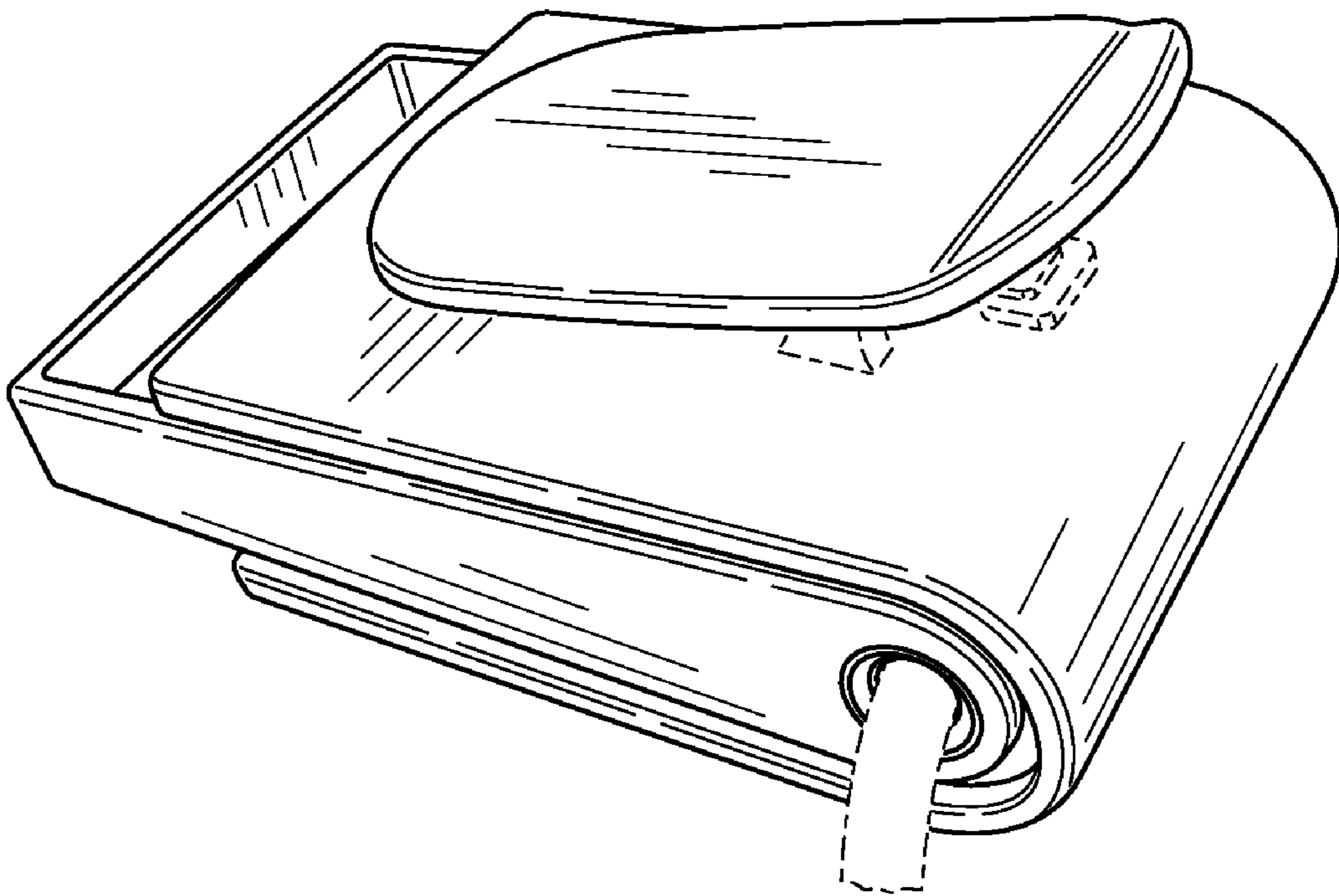


FIG. 4

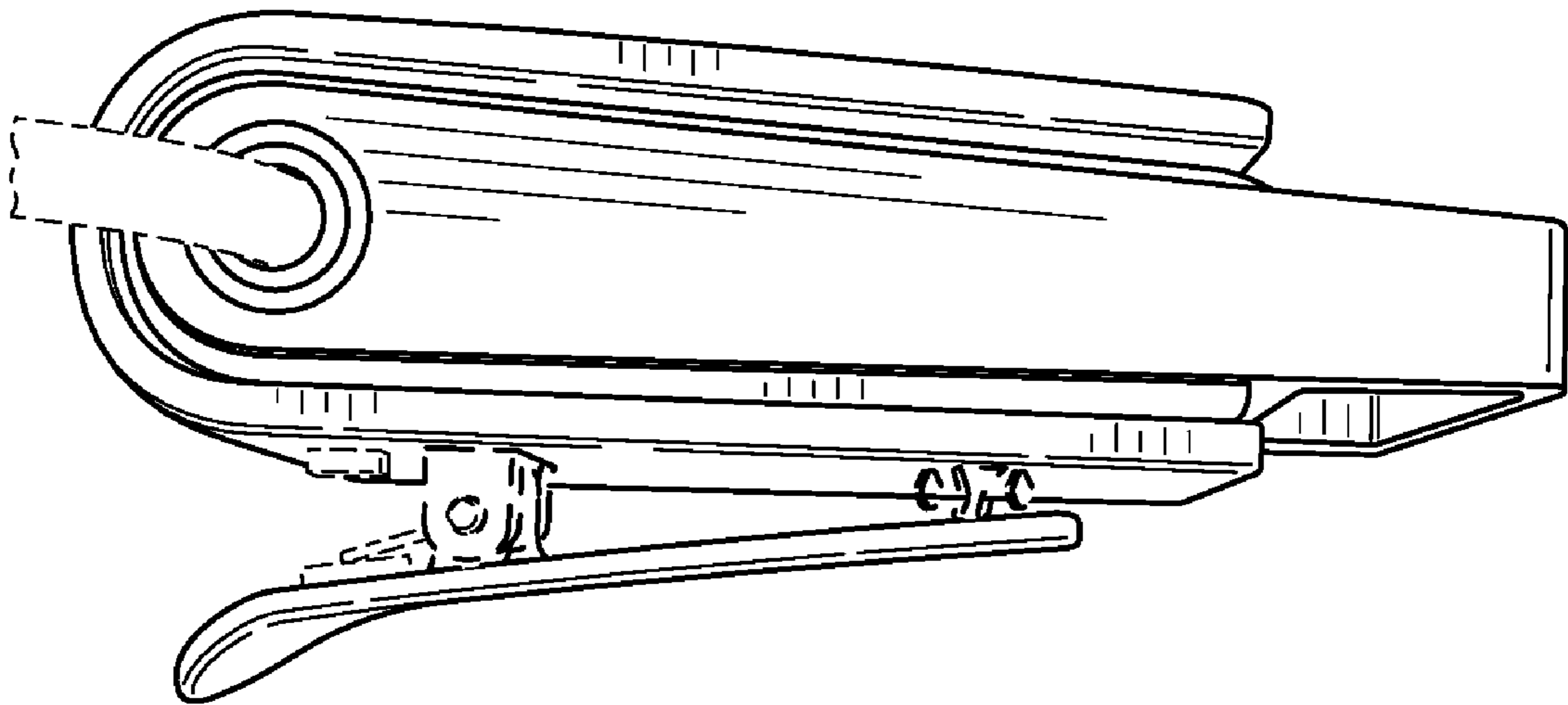


FIG. 5