



US00D587676S

(12) **United States Design Patent**
Alberdi Alorda

(10) **Patent No.:** **US D587,676 S**
(45) **Date of Patent:** **** Mar. 3, 2009**

(54) **WIRELESS ACOUSTIC BOX**

(75) Inventor: **Carlos Alberdi Alorda**, Santa Perpetua de Mogoda (ES)

(73) Assignee: **Seesound, S.L.**, Santa Perpetua de Mogoda (Barcelona) (ES)

(**) Term: **14 Years**

(21) Appl. No.: **29/265,814**

(22) Filed: **Sep. 8, 2006**

(30) **Foreign Application Priority Data**

Mar. 14, 2006 (EM) 494984-0001

(51) **LOC (9) Cl.** **14-03**

(52) **U.S. Cl.** **D14/188; D14/204; D14/212**

(58) **Field of Classification Search** D14/168, D14/169, 172, 180, 188, 189, 197, 198, 204, D14/210, 212, 214, 217, 221, 265, 299, 496; 181/151; 330/1 R, 3, 4, 250; 381/86, 120; 455/90.1-90.3, 344-355, 899

See application file for complete search history.

(56) **References Cited**

U.S. PATENT DOCUMENTS

D221,665 S * 8/1971 Iida et al. D14/212
D225,748 S * 1/1973 Boldt et al. D14/212
D247,490 S * 3/1978 Everidge D14/212
D281,316 S * 11/1985 Gary D14/212

D290,953 S * 7/1987 Sklaar et al. D14/211
D302,817 S * 8/1989 Macaulay D14/210
D508,042 S * 8/2005 Oikawa D14/214

* cited by examiner

Primary Examiner—Stella M Reid

Assistant Examiner—Keli L Hill

(74) *Attorney, Agent, or Firm*—Richard M. Goldberg

(57) **CLAIM**

The ornamental design for wireless acoustic box, as shown and described.

DESCRIPTION

FIG. 1 is a perspective view of the wireless acoustic box of my design viewed from the top, and left front corner, showing the top, front and left side;

FIG. 2 is a perspective view thereof viewed from the bottom front, showing the front;

FIG. 3 is a perspective view thereof viewed from the top front, showing the front and top;



FIG. 4 is a perspective view thereof viewed from a top rear corner, showing the rear and right side;

FIG. 5 is a perspective view thereof viewed from the top, and right front corner, showing the front, top and right side;

FIG. 6 is a top plan view thereof; and,

FIG. 7 is a bottom plan view thereof.

1 Claim, 7 Drawing Sheets






Fig. 1




Fig. 2




Fig. 3




Fig. 4




Fig. 5

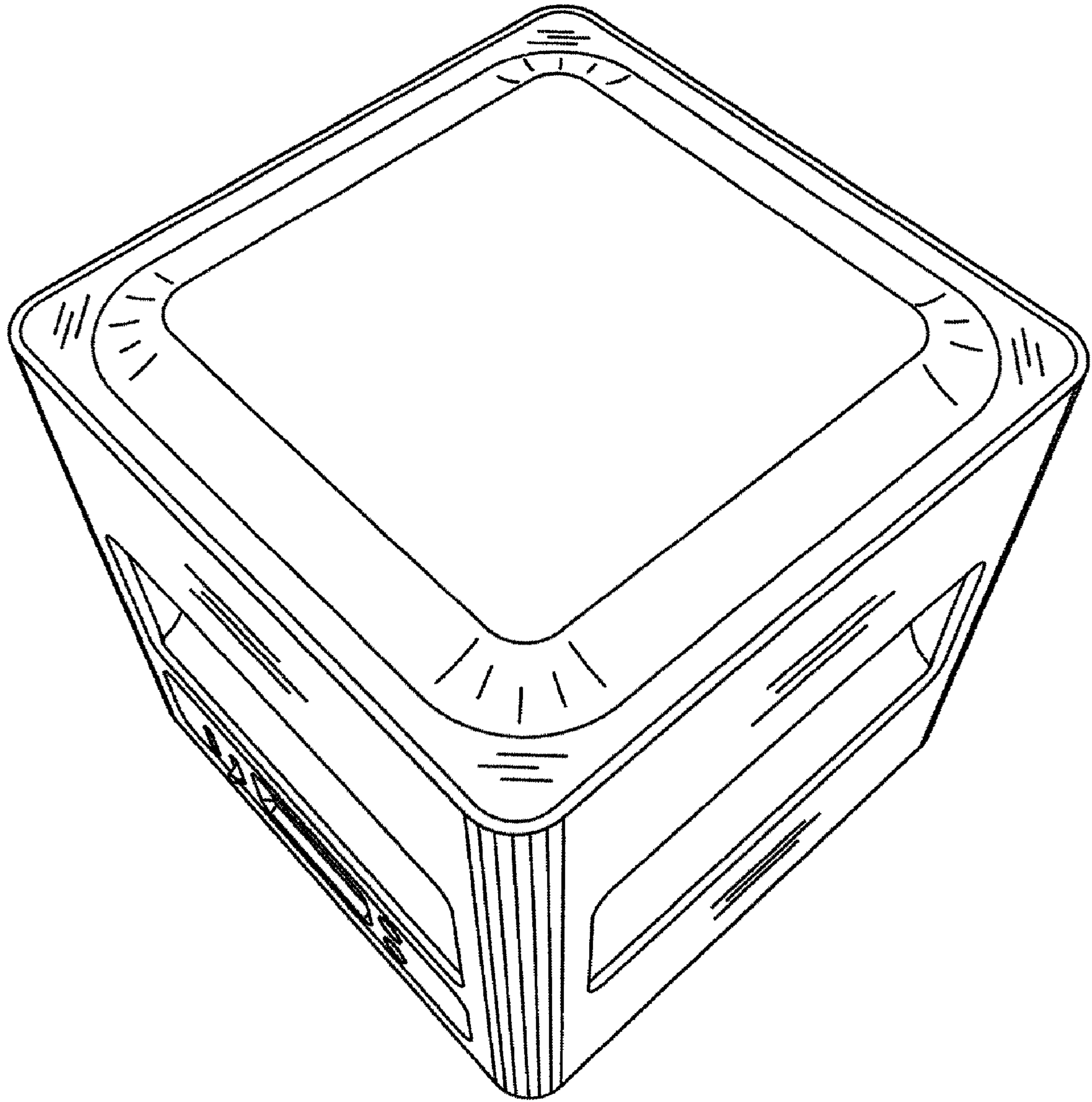


Fig. 6

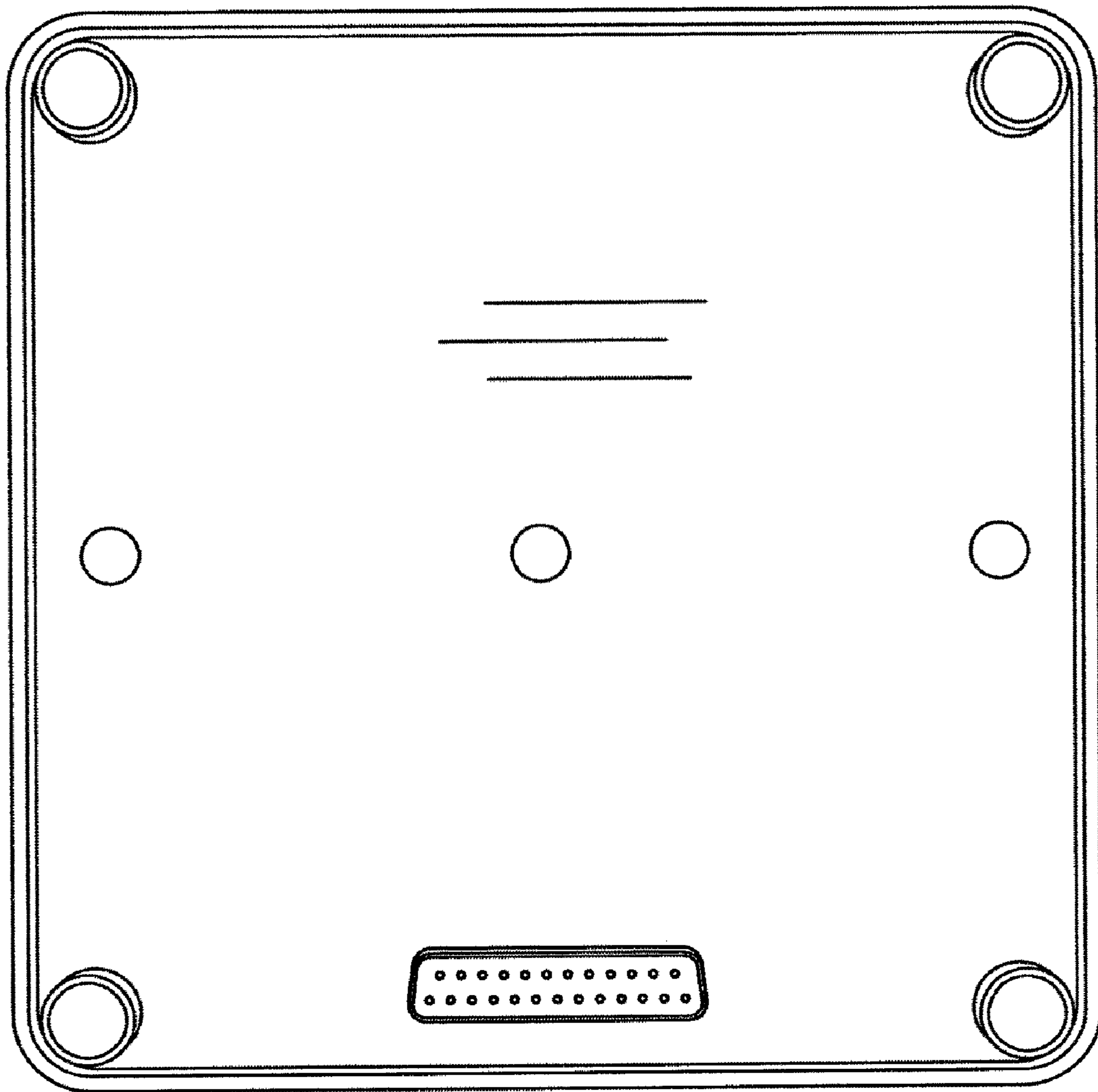


Fig. 7