



US00D587666S

(12) **United States Design Patent**
Page et al.

(10) **Patent No.:** **US D587,666 S**
(45) **Date of Patent:** **** Mar. 3, 2009**

(54) **COMMUNICATION DEVICE**

(75) Inventors: **Michael J. Page**, Fort Lauderdale, FL (US); **David I. Blatt**, Margate, FL (US); **Julio C. Castaneda**, Coral Springs, FL (US); **Daniel Motta-Veiga**, San Clemente, CA (US); **Etienne Thetard**, Turin (IT)

(73) Assignee: **Motorola, Inc.**, Schaumburg, IL (US)

(**) Term: **14 Years**

(21) Appl. No.: **29/281,762**

(22) Filed: **Jun. 29, 2007**

(51) **LOC (9) Cl.** **14-03**

(52) **U.S. Cl.** **D14/138 AA; D14/248**

(58) **Field of Classification Search** D14/156, D14/218, 247-248, 341-347, 390, 399, 455-456, D14/496, 138 R, 138 AA, 138 AB, 138 C, D14/138 AD, 138 G, 137, 147-148; D16/208; D21/329, 331, 333, 517; 348/14.01-14.02; 361/814; 379/433.01-433.13; 455/556.1-556.2, 455/90.3, 566, 575.1, 575.3-575.4
See application file for complete search history.

(56) **References Cited**

U.S. PATENT DOCUMENTS

D491,543 S * 6/2004 Chang et al. D14/138 AA
D493,778 S * 8/2004 Walliser et al. D14/138 AA
D514,542 S * 2/2006 Bertrand et al. D14/138 AA

D517,037 S * 3/2006 Corley et al. D14/138 AA
D524,786 S * 7/2006 Paradise et al. D14/138 AA
D562,313 S * 2/2008 Tan et al. D14/248
D563,940 S * 3/2008 Van Den Nieuwenhuizen et al. D14/138 AD

* cited by examiner

Primary Examiner—Ian Simmons

Assistant Examiner—Wan Laymon

(74) *Attorney, Agent, or Firm*—Larry G. Brown

(57) **CLAIM**

The ornamental design for a communication device, as shown and described.

DESCRIPTION

FIG. 1 is a perspective view of a communication device showing our new design.

FIG. 2 is a front view thereof.

FIG. 3 is a rear view thereof.

FIG. 4 is a first side view thereof.

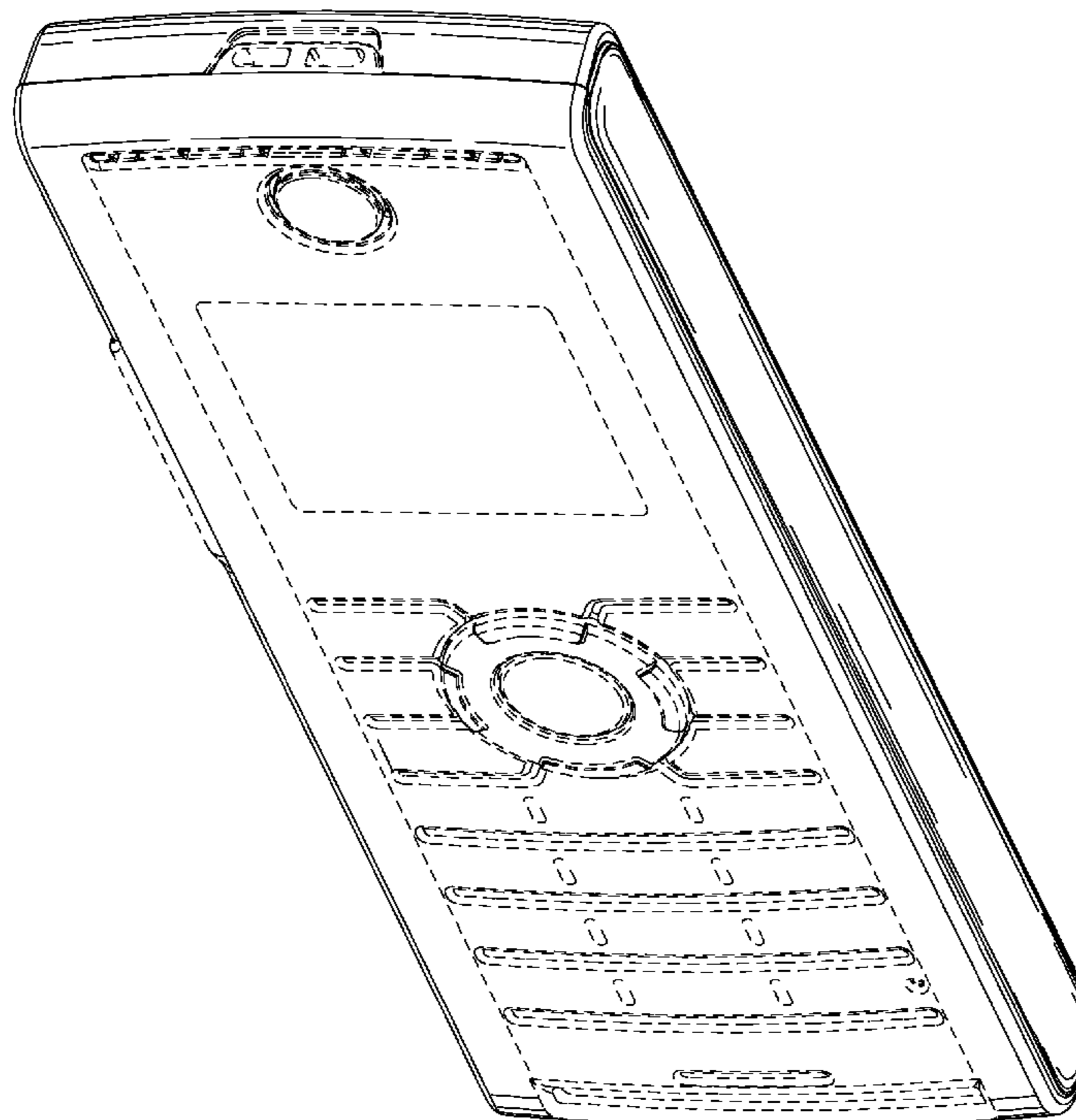
FIG. 5 is a second side view thereof.

FIG. 6 is a top view thereof; and,

FIG. 7 is a bottom view thereof.

The broken lines shown in FIGS. 1-7, that are immediately adjacent the shaded areas represent the bound of the claimed design, while all other broken lines are directed to environmental and are for illustrative purposes only; the broken lines form no part of the claimed design.

1 Claim, 4 Drawing Sheets



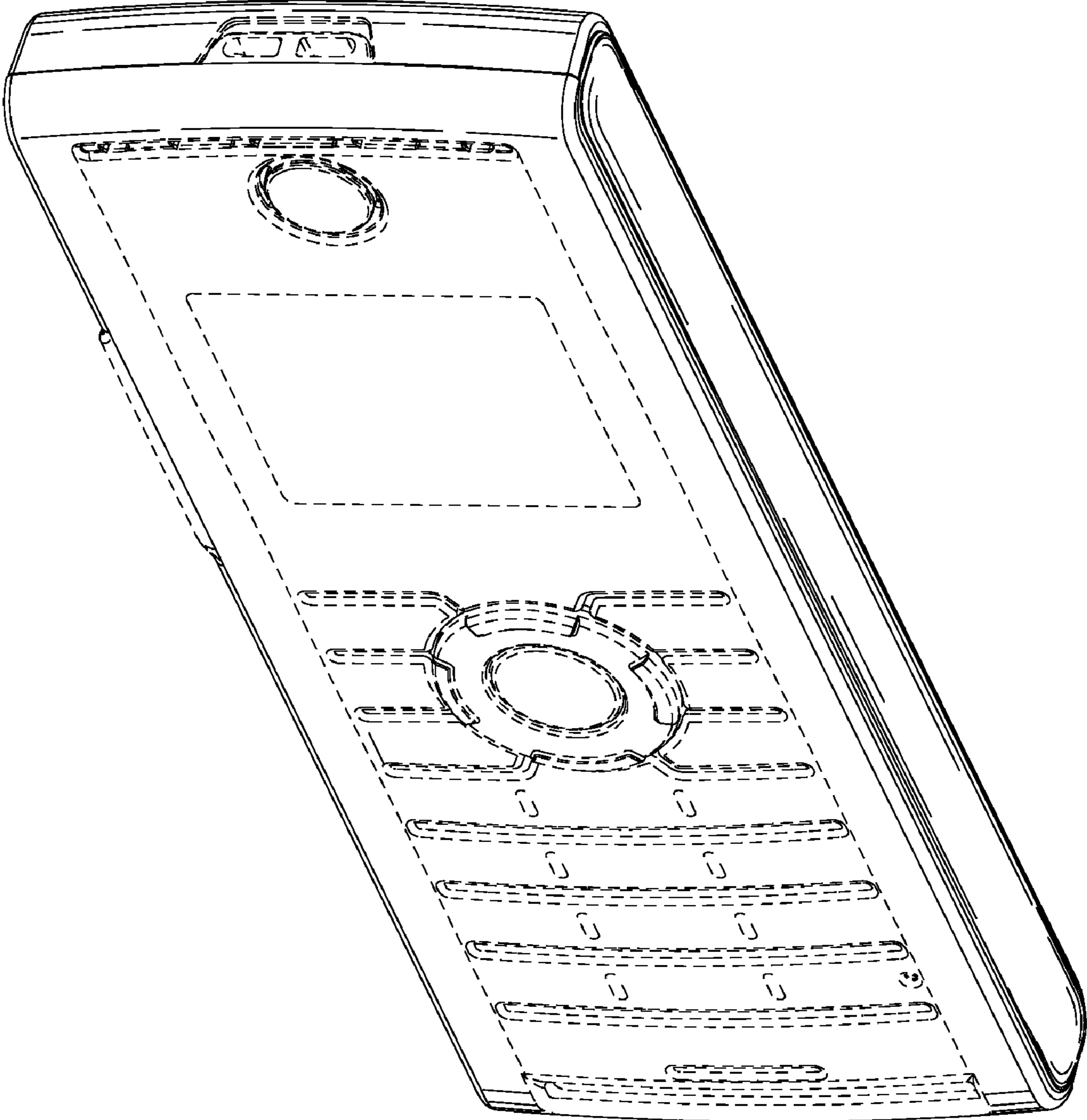


FIG. 1

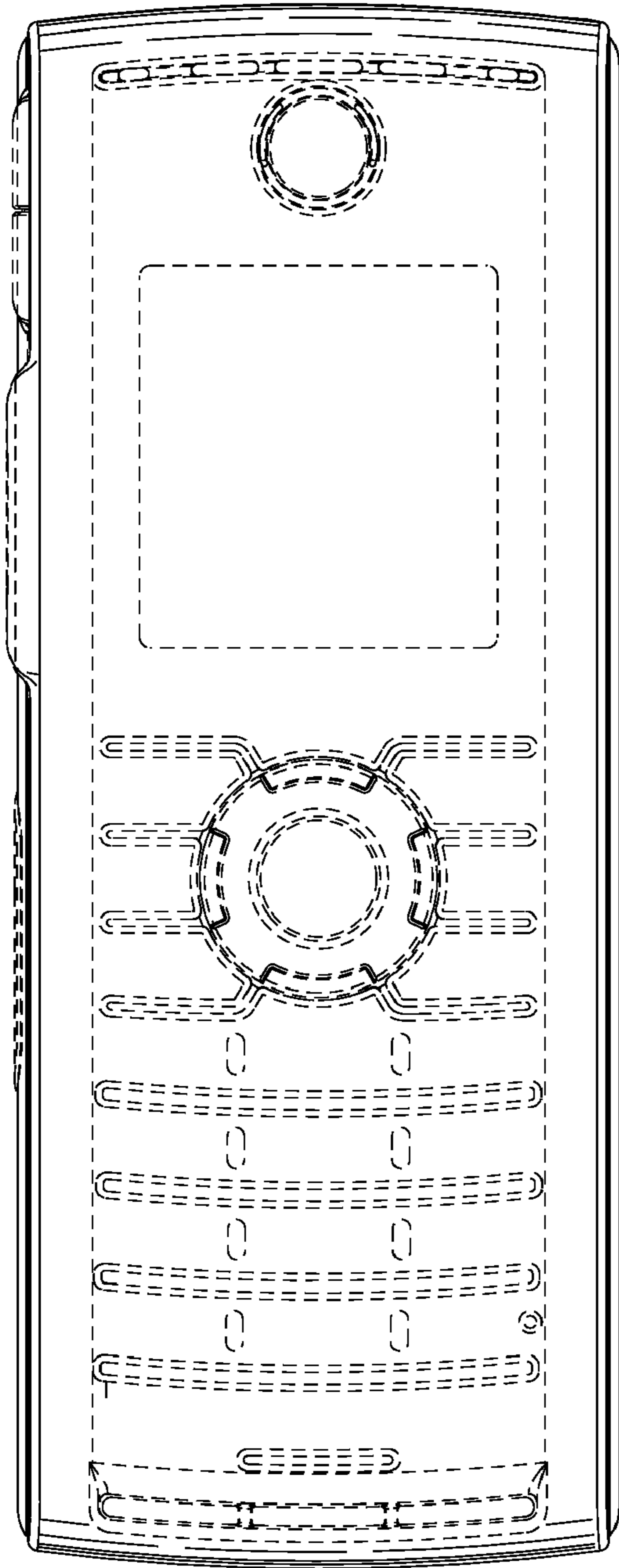


FIG. 2

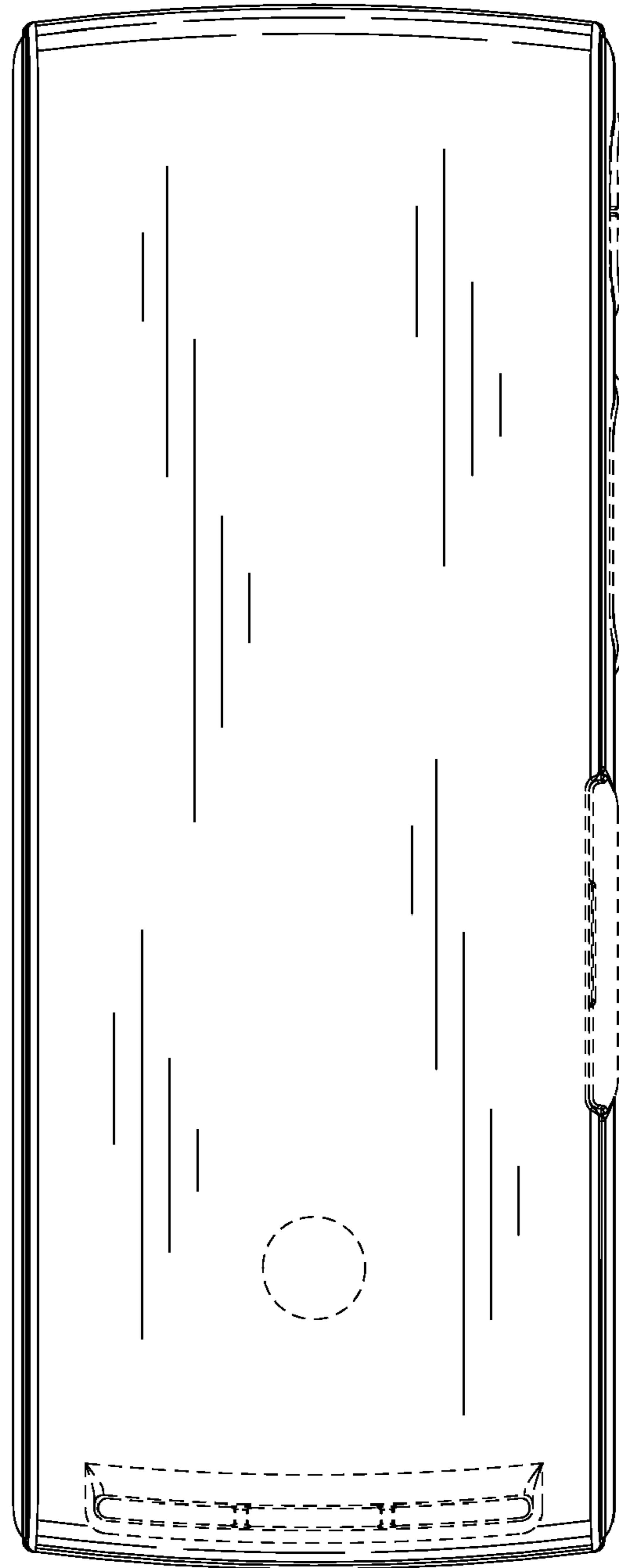


FIG. 3



FIG. 4

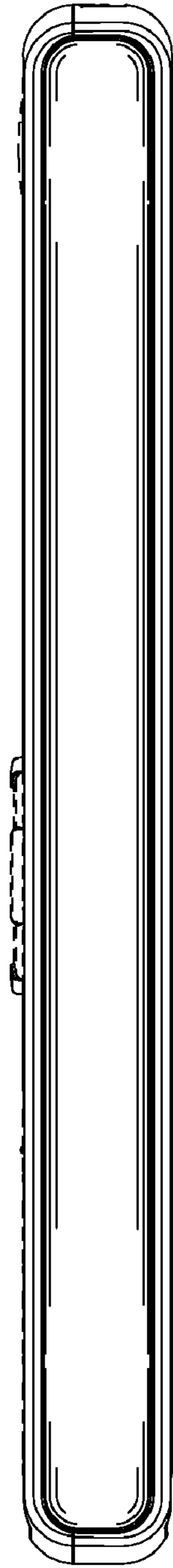


FIG. 5

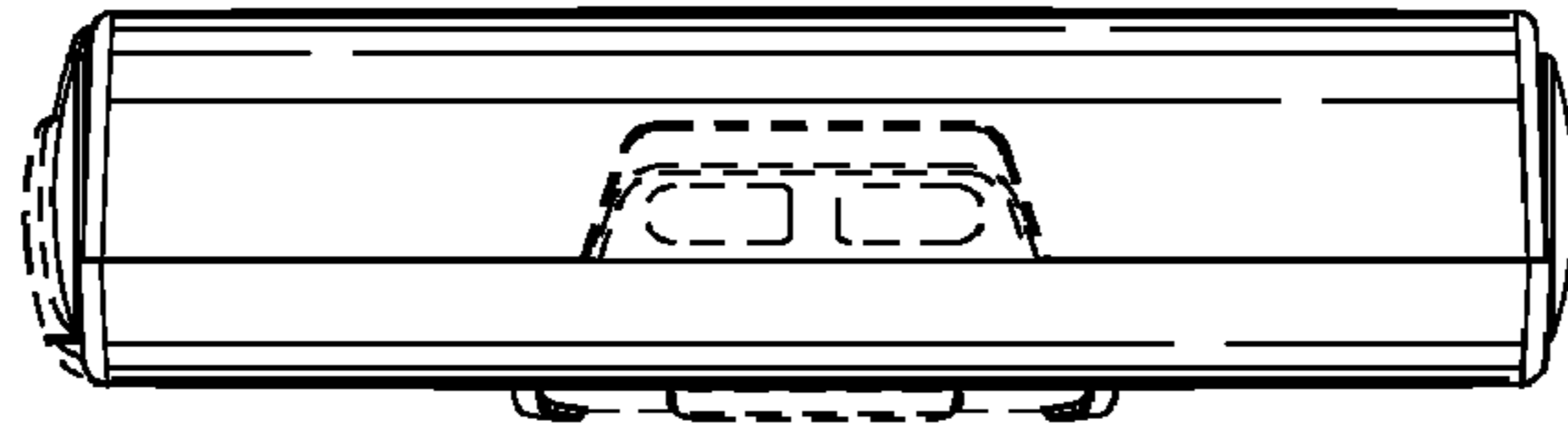


FIG. 6

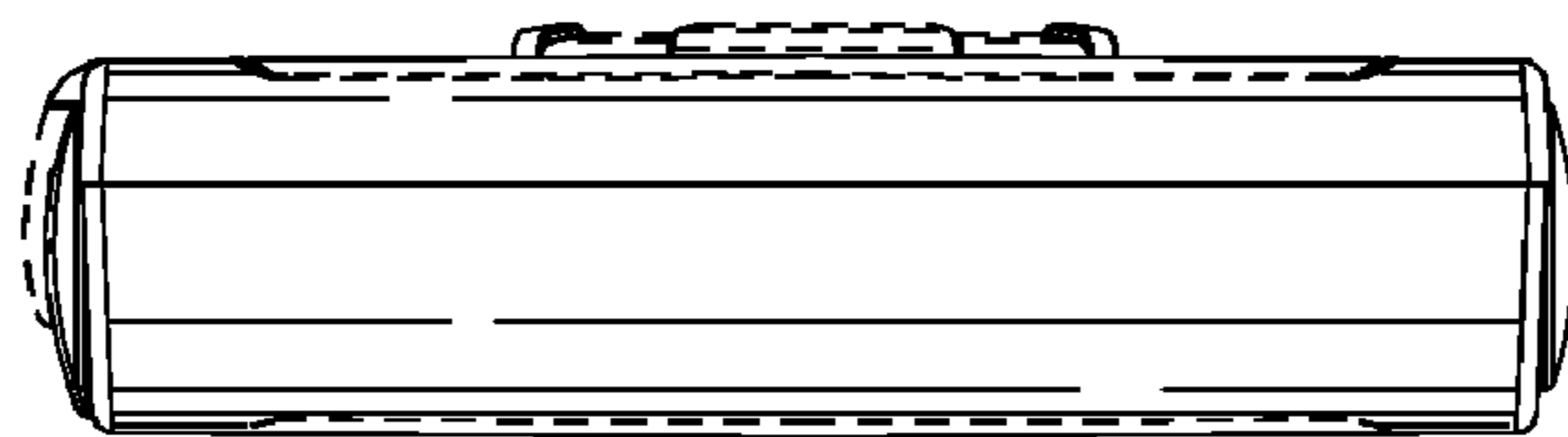


FIG. 7