

US00D587665S

(12) **United States Design Patent**
Isshiki

(10) **Patent No.:** **US D587,665 S**
(45) **Date of Patent:** **** Mar. 3, 2009**

(54) **TELEVISION RECEIVER**
(75) Inventor: **Masao Isshiki**, Kanagawa-ken (JP)
(73) Assignee: **Kabushiki Kaisha Toshiba**, Tokyo (JP)
(**) Term: **14 Years**
(21) Appl. No.: **29/321,407**
(22) Filed: **Jul. 16, 2008**
(30) **Foreign Application Priority Data**
May 16, 2008 (JP) 2008-012206
(51) **LOC (9) Cl.** **14-03**
(52) **U.S. Cl.** **D14/126**
(58) **Field of Classification Search** D14/125-134,
D14/239, 371, 136, 374-377, 440, 450, 448,
D14/336, 342; 312/7.2; 348/836, 838, 180,
348/184, 325, 739; 341/12; 248/917-924,
248/465; 345/104, 133, 156, 168, 87, 173;
720/605, 669, 600, 655; 369/99, 197; D21/329,
D21/515, 577, 622, 333, 433, 448, 452, 450,
D21/331; D6/477, 479; 273/148 B; 446/484,
446/175, 356; D10/15, 26
See application file for complete search history.

D565,520 S * 4/2008 Yoshimura et al. D14/126
D566,069 S * 4/2008 Honda et al. D14/126
D568,264 S 5/2008 Fujii et al.
D568,842 S 5/2008 Iijima
D568,844 S 5/2008 Fujii et al.
D568,845 S * 5/2008 Takami et al. D14/126
D570,311 S 6/2008 Kita
D570,312 S 6/2008 Kita
D570,313 S 6/2008 Shih et al.
D570,805 S 6/2008 Fujii
D571,319 S 6/2008 Fujiki
D571,320 S 6/2008 Kita
D571,744 S 6/2008 Wang
D572,217 S 7/2008 Shih
D572,679 S 7/2008 Asanuma et al.
D572,684 S * 7/2008 Suzuki et al. D14/126
D573,560 S 7/2008 Niitsu
D573,958 S 7/2008 Shih
D574,340 S 8/2008 Yokota
D574,341 S * 8/2008 Kuramashi et al. D14/126
D576,122 S * 9/2008 Suzuki et al. D14/126

FOREIGN PATENT DOCUMENTS

CN 300684477 8/2007

* cited by examiner

Primary Examiner—Raphael Barkai
(74) *Attorney, Agent, or Firm*—Banner & Witcoff, Ltd.

(56) **References Cited**
U.S. PATENT DOCUMENTS

D486,825 S 2/2004 Shiota et al.
D505,403 S 5/2005 Kita
D509,198 S 9/2005 Ahn
D532,759 S 11/2006 Park
D534,878 S 1/2007 Ellison
D534,884 S 1/2007 Nakanishi
D544,849 S * 6/2007 Yang et al. D14/126
D545,778 S * 7/2007 Isshiki D14/126
D548,206 S 8/2007 Han
D553,592 S 10/2007 Asanuma
D555,117 S 11/2007 Tanaka et al.
D555,119 S 11/2007 Shih
D556,706 S 12/2007 Niitsu et al.
D557,227 S 12/2007 Isshiki
D557,228 S 12/2007 Matsumoto et al.
D562,274 S 2/2008 Wang
D563,336 S 3/2008 Shih et al.
D565,518 S 4/2008 Tu

(57) **CLAIM**

The ornamental design for a television receiver, as shown and described.

DESCRIPTION

FIG. 1 is a top, front and left side perspective view of a television receiver showing my new design,
FIG. 2 is a front elevational view thereof,
FIG. 3 is a top plan view thereof,
FIG. 4 is a bottom plan view thereof,
FIG. 5 is a left side elevational view thereof,
FIG. 6 is a right side elevational view thereof; and,
FIG. 7 is a rear elevational view thereof.

1 Claim, 3 Drawing Sheets

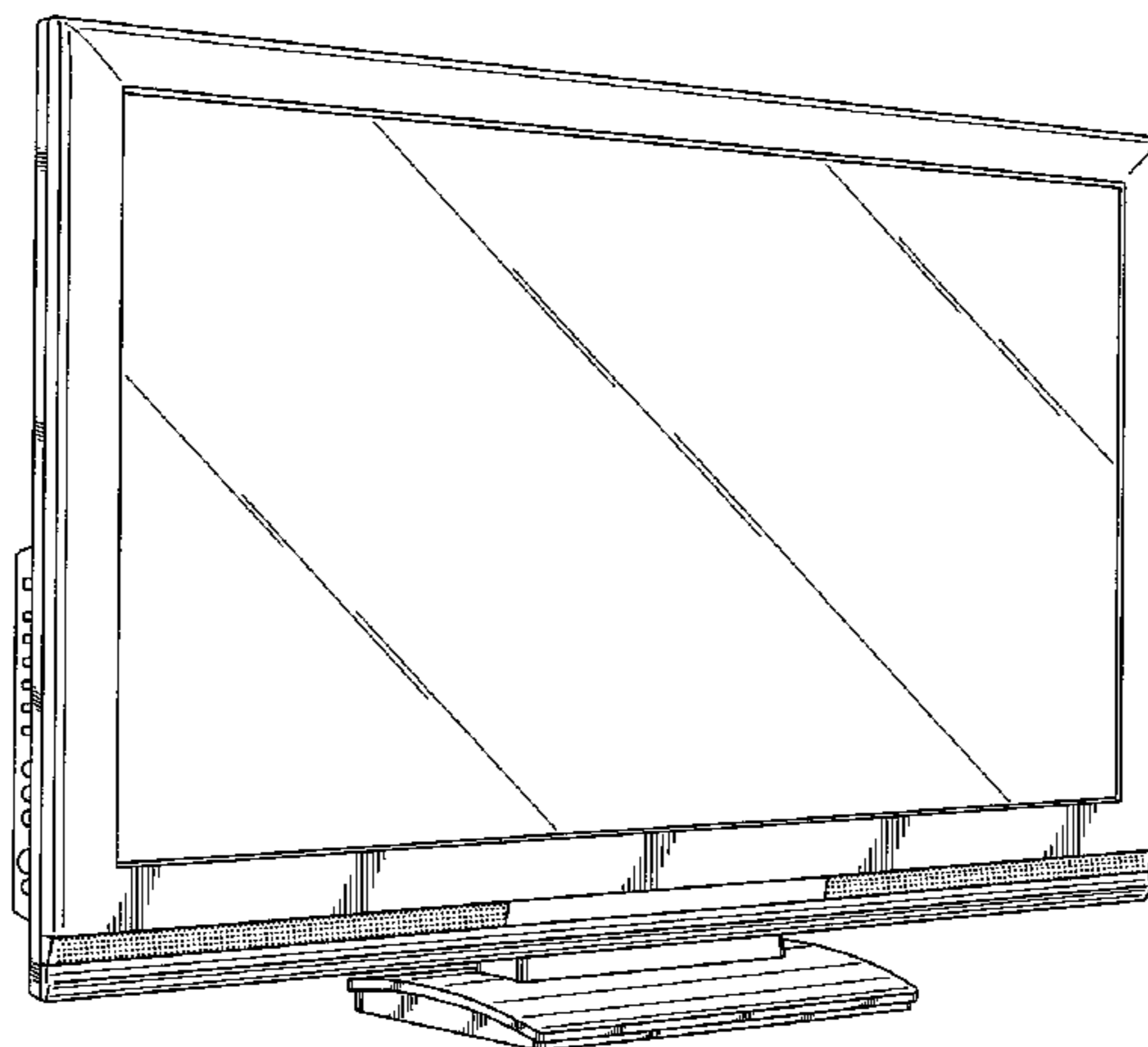


FIG. 1

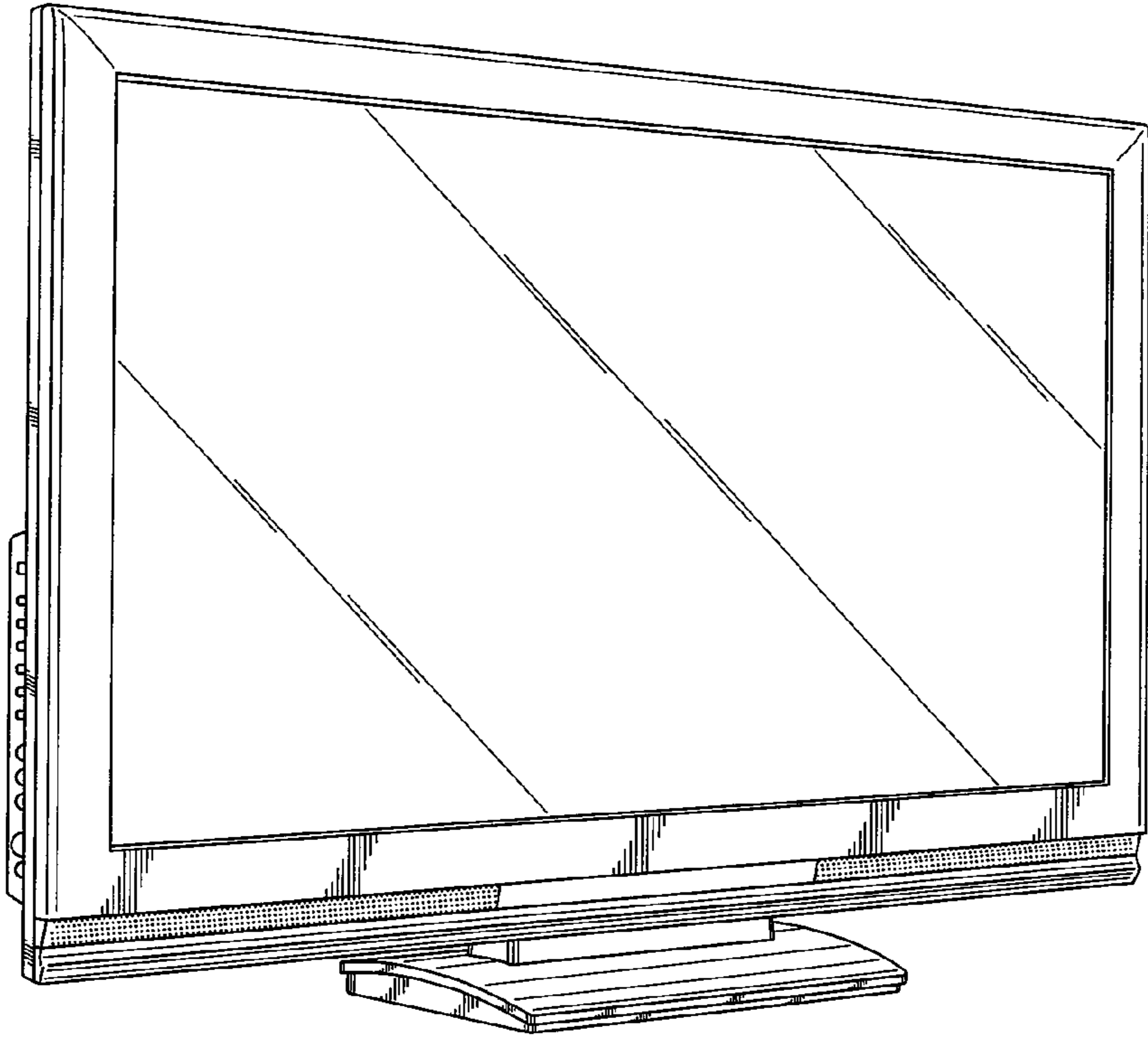


FIG. 2

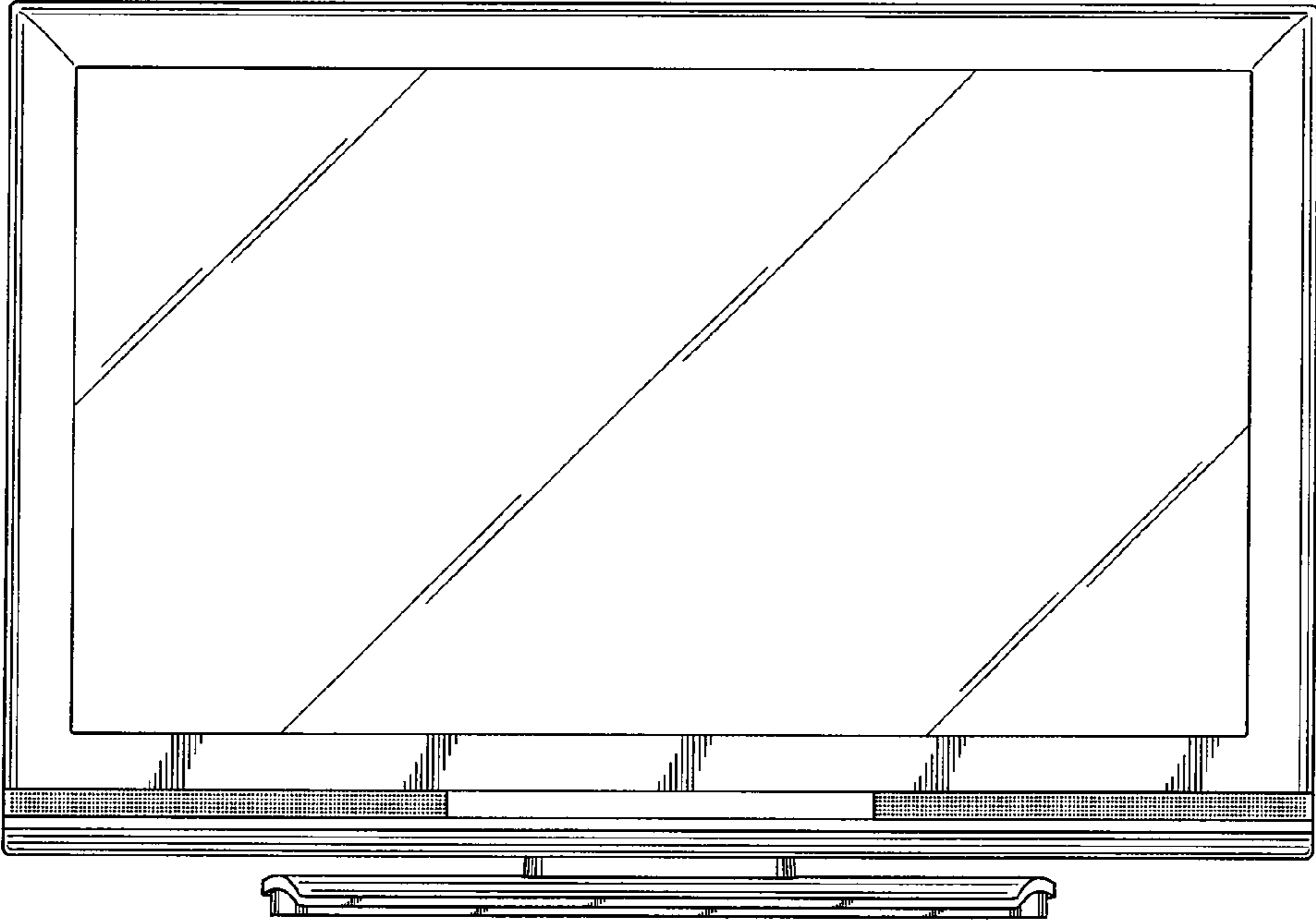


FIG. 3

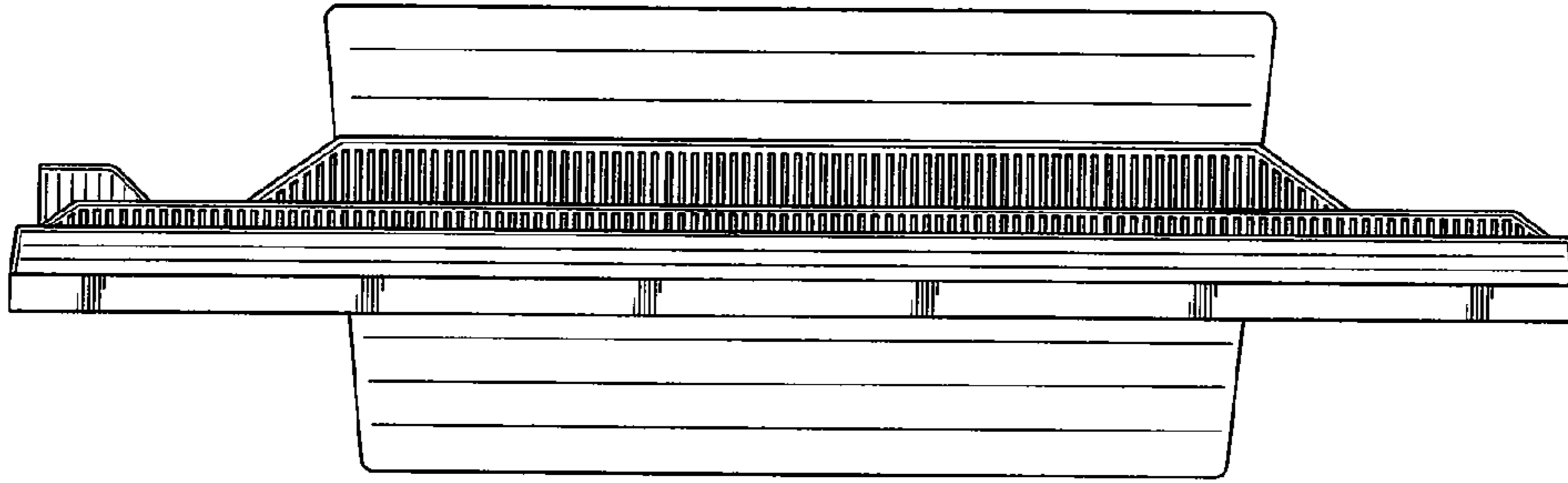


FIG. 4

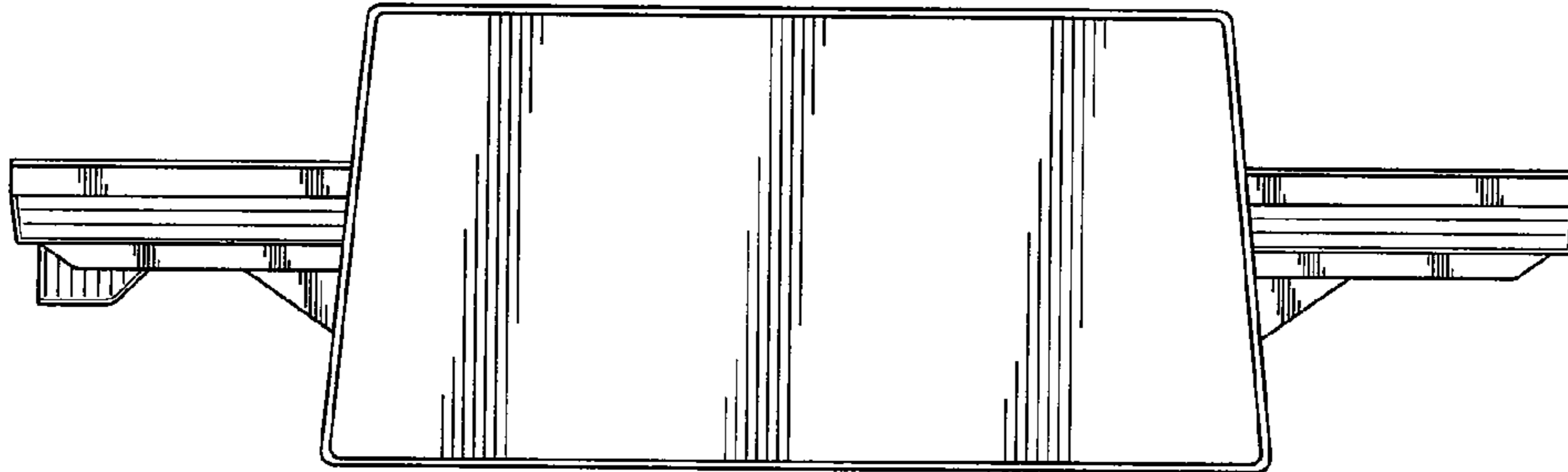


FIG. 5

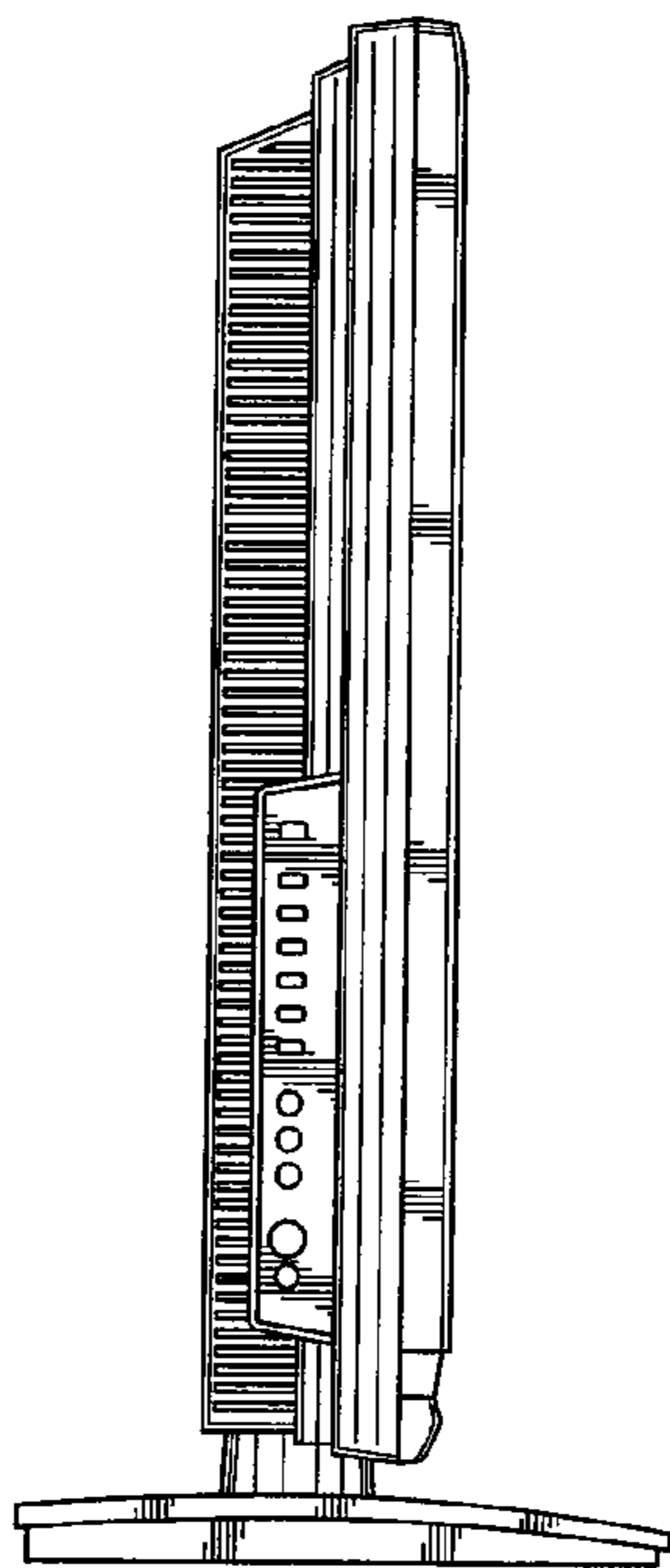


FIG. 6

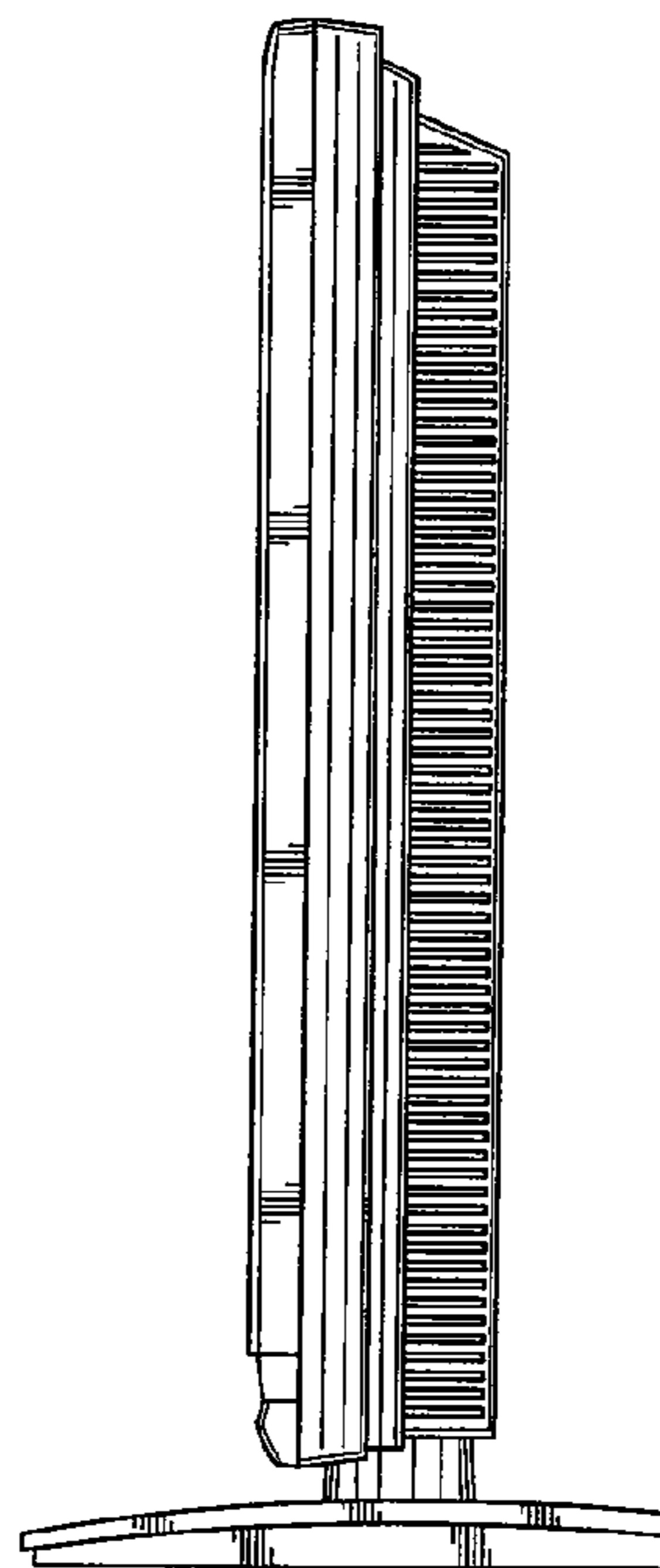


FIG. 7

