



US00D587643S

(12) **United States Design Patent**
Slagel

(10) **Patent No.:** **US D587,643 S**
(45) **Date of Patent:** **** Mar. 3, 2009**

- (54) **VEHICLE ANTI-SIPHON GUARD**
- (75) Inventor: **Gerald Lee Slagel**, Grand Haven, MI (US)
- (73) Assignee: **Stanco Metal Products, Inc.**, Grand Haven, MI (US)
- (**) Term: **14 Years**
- (21) Appl. No.: **29/324,992**
- (22) Filed: **Sep. 24, 2008**
- (51) **LOC (9) Cl.** **12-16**
- (52) **U.S. Cl.** **D12/400**
- (58) **Field of Classification Search** D12/400, D12/193, 153, 197, 199, 201; D6/300-303, D6/310-314; 40/200-203, 207-216, 37.1; D8/305, 397; D29/23 B; D2/250; D34/2 D; D26/14 F

See application file for complete search history.

(56) **References Cited**

U.S. PATENT DOCUMENTS

1,925,079	A *	9/1933	Allred	220/86.3
2,017,837	A *	10/1935	Anschicks	220/315
2,099,558	A *	11/1937	Dibelka et al.	220/86.3
2,147,755	A *	2/1939	Roberts	220/86.3
2,313,266	A *	3/1943	Roberts	220/86.3
2,496,992	A *	2/1950	Glidden	220/86.3
2,825,750	A *	3/1958	Stockwell	174/87
3,892,330	A *	7/1975	Hotchkiss et al.	220/86.3
3,951,297	A	4/1976	Martin		
3,985,259	A *	10/1976	Zell et al.	220/86.3
4,252,094	A	2/1981	Draxler		
4,343,410	A *	8/1982	Lenda	220/86.1
4,650,087	A	3/1987	White		
D320,188	S *	9/1991	Rice et al.	D12/197

5,524,592	A	6/1996	Woody et al.		
5,590,675	A	1/1997	Babb		
D404,072	S *	1/1999	Ford et al.	D19/86
D404,074	S *	1/1999	Sarriugarte et al.	D19/90
2007/0295725	A1	12/2007	Grote et al.		

OTHER PUBLICATIONS

Fuel Guard Anti Syph Website, Aide Automotive Ltd., available prior to 2008.

* cited by examiner

Primary Examiner—Caron Veynar

Assistant Examiner—Kartina A Kile

(74) *Attorney, Agent, or Firm*—Bell, Boyd & Lloyd, LLP

(57) **CLAIM**

The ornamental design for a vehicle anti-siphon guard, as shown and described.

DESCRIPTION

FIG. 1 is a front perspective view of a vehicle anti-siphon guard of my new design.

FIG. 2 is a front view of the vehicle anti-siphon guard of my new design of FIG. 1.

FIG. 3 is a rear view of the vehicle anti-siphon guard of my new design of FIG. 1.

FIG. 4 is a left side view of the vehicle anti-siphon guard of my new design of FIG. 1.

FIG. 5 is a right side view of the vehicle anti-siphon guard of my new design of FIG. 1.

FIG. 6 is top view of the vehicle anti-siphon guard of my new design of FIG. 1; and,

FIG. 7 is a bottom view of the vehicle anti-siphon guard of my new design of FIG. 1.

1 Claim, 4 Drawing Sheets

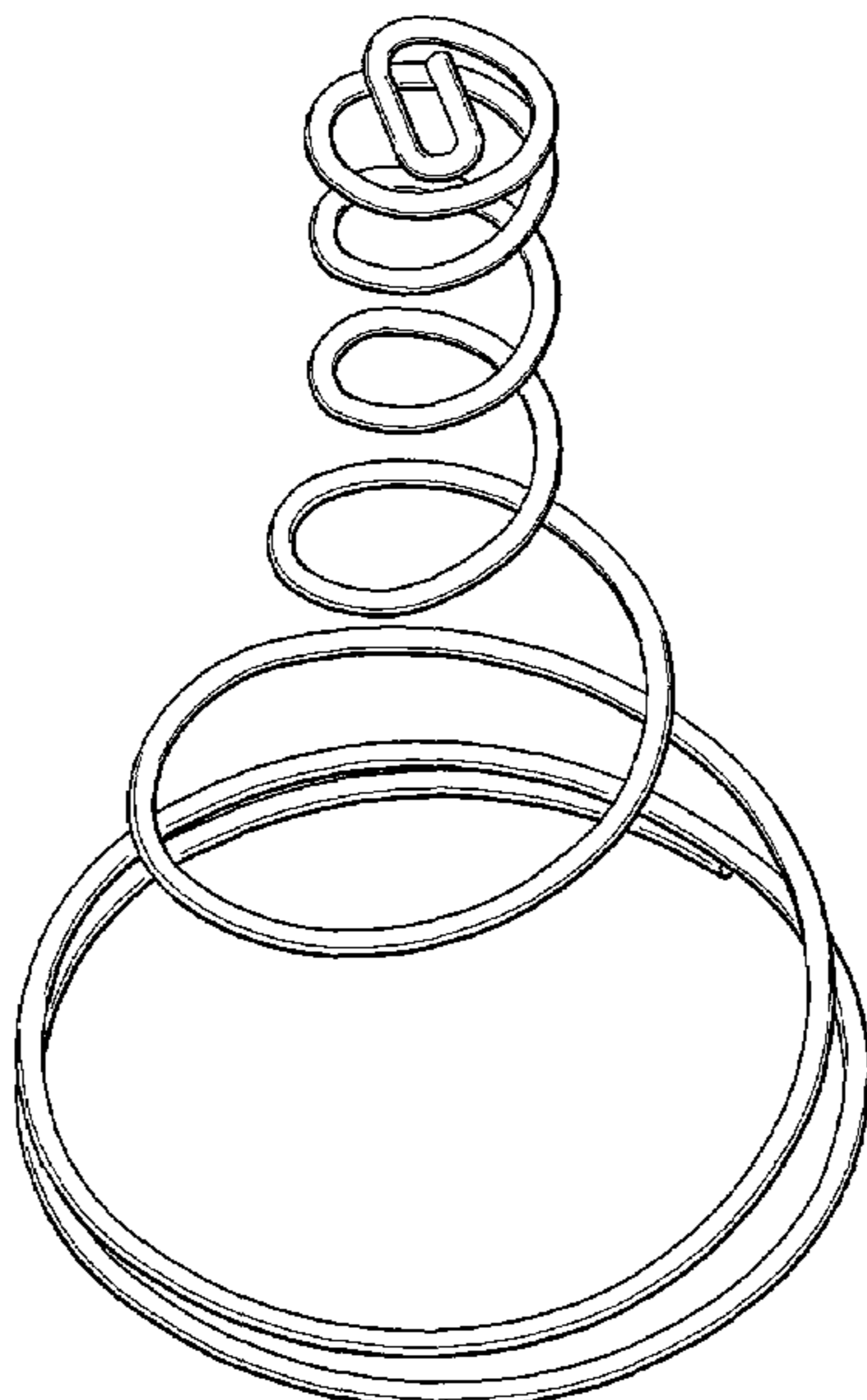


FIG. 1

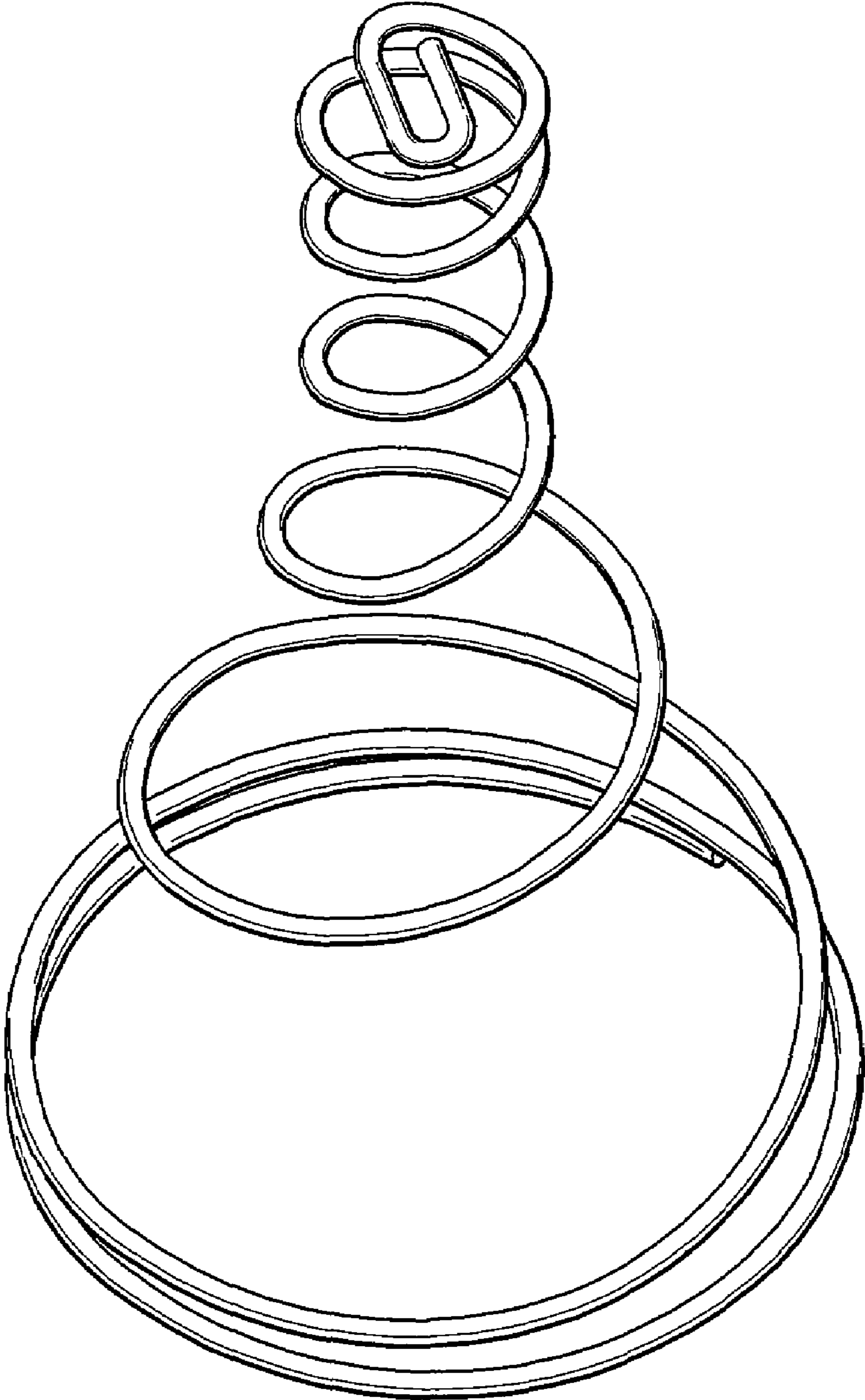


FIG. 2

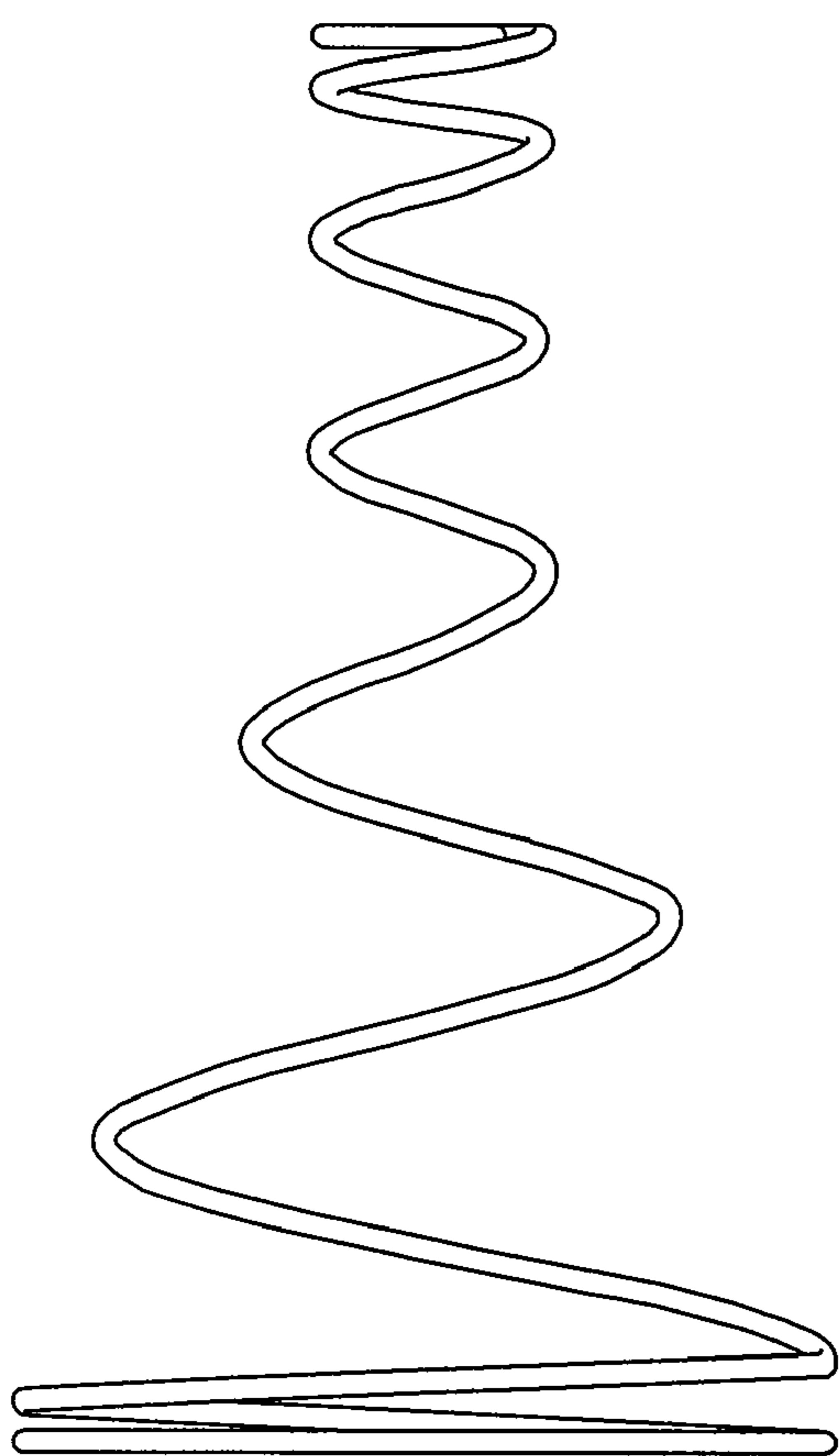


FIG. 3

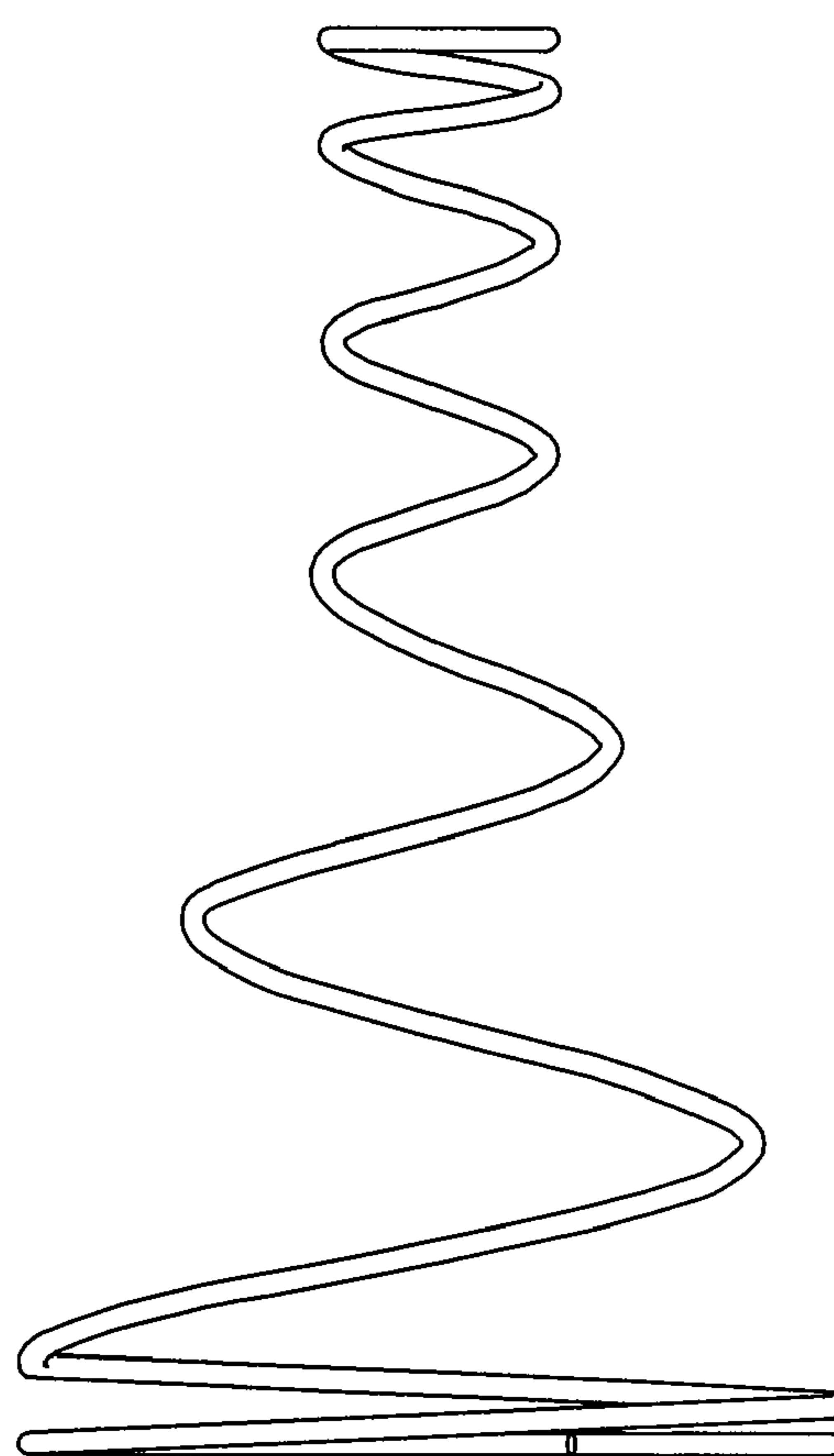


FIG. 4

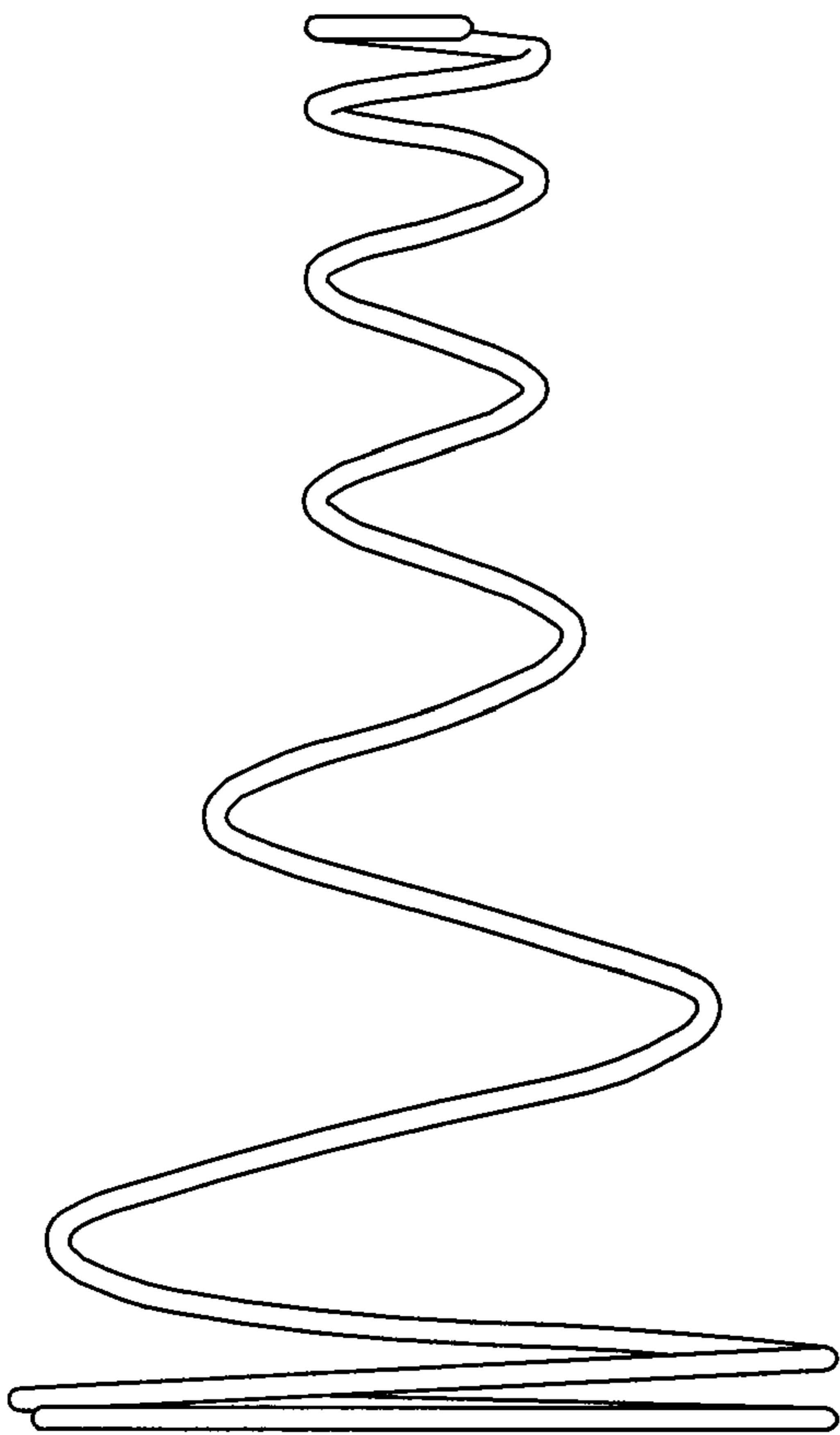


FIG. 5

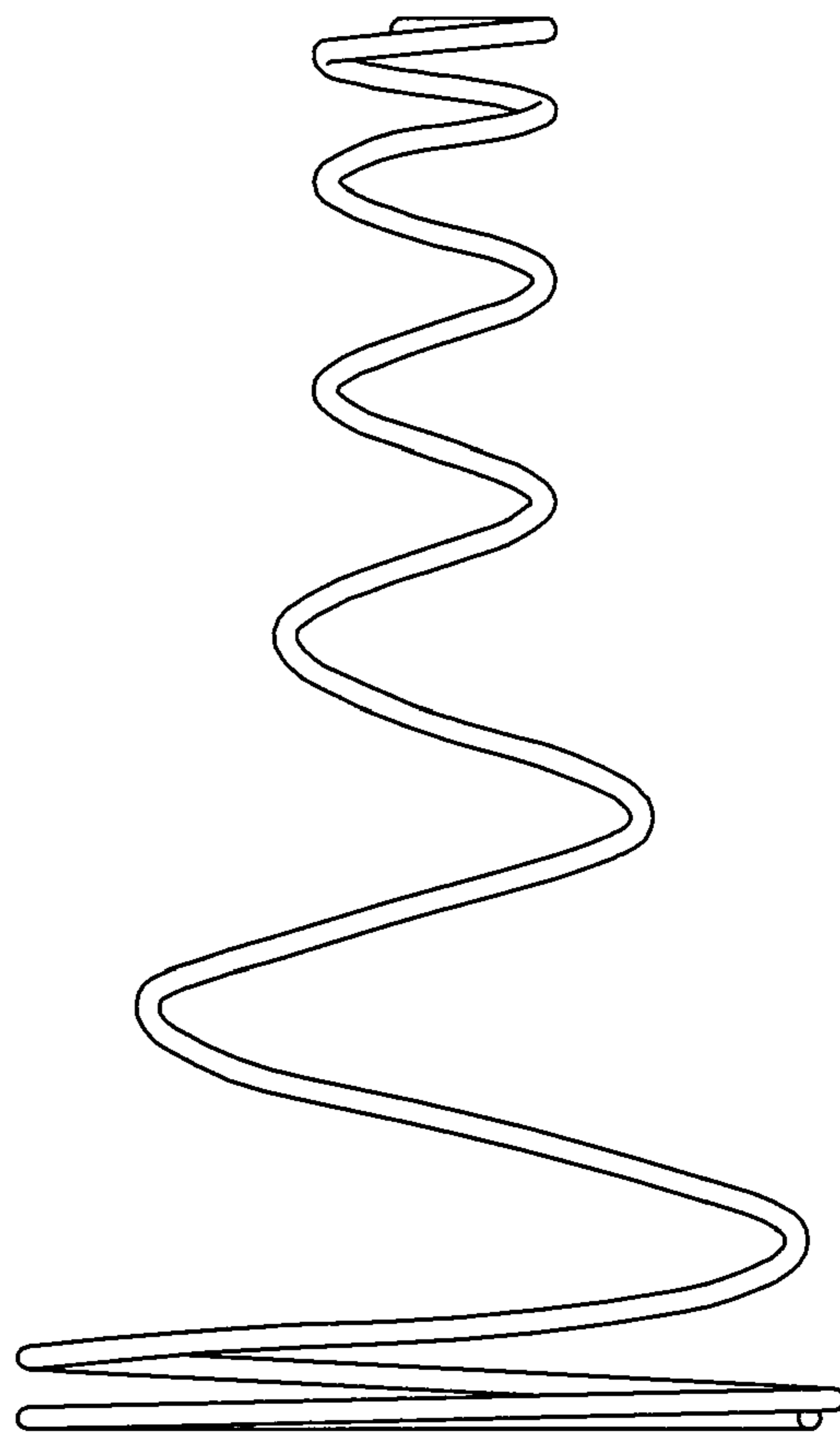


FIG. 6




FIG. 7

