



US00D587633S

(12) **United States Design Patent**
Parrett et al.

(10) **Patent No.:** **US D587,633 S**
(45) **Date of Patent:** **** Mar. 3, 2009**

(54) **BICYCLE SEAT TUBE CLAMP**

(75) Inventors: **David Michael Parrett**, Macon, GA (US); **Troy Nathan Boston**, Cochran, GA (US); **Eric Reid Lassiter**, Monroe, GA (US); **Mark Patrick McJunkin**, Atlanta, GA (US)

(73) Assignee: **L.H. Thomson Company, Inc.**, Macon, GA (US)

(**) Term: **14 Years**

(21) Appl. No.: **29/306,277**

(22) Filed: **Apr. 4, 2008**

Related U.S. Application Data

(63) Continuation-in-part of application No. 11/860,852, filed on Sep. 25, 2007.

(51) **LOC (9) Cl.** **12-11**

(52) **U.S. Cl.** **D12/119**

(58) **Field of Classification Search** D12/111, D12/114, 118, 223, 119; D6/354; 280/288.4, 280/274, 278, 287; 224/275, 427, 448, 935; D8/394, 396; 297/195.1, 215.13-215.15, 297/205, 206; 403/290, 344; 248/226.11, 248/227.3

See application file for complete search history.

(56) **References Cited**

U.S. PATENT DOCUMENTS

2,874,440 A 2/1959 Kalikow et al.
3,109,663 A 11/1963 Phillips 279/41
3,876,318 A 4/1975 Crispell 403/290

(Continued)

OTHER PUBLICATIONS

U.S. Appl. No. 11/860,852, filed Sep. 25, 2007, Parrett et al.

Photograph of Salsa Clamp, available at www.bikemannetwork.com/Merchant2/graphics/00000001/product_images/ST/STB493.jpg; downloaded from www.bikemannetwork.com on May 15, 2007.

Photograph of Pitlock Clamps, available at www.pitlock.com/images/sattelschelle003k.jpg; downloaded from www.pitlock.com on May 15, 2007.

Photograph of Clamp, available at www.bikemannetwork.com/Merchant2/Graphics/00000001/product_images/ST/St9107.jpg; downloaded from www.bikemannetwork.com on May 15, 2007.

Photograph of Hope Clamp, available at www.hopetechusa.com/voir_SCN_image_tgrandeimage_1.html; downloaded from www.hopetechusa.com on May 23, 2007.

“Clamp Your Setapost With Style”, Sette USA, PP. 1-3, available at www.setteusa.com/parts/st_204_seatpost_clamp.htm; downloaded from www.setteusa.com on May 25, 2007.

“Skewers & Collars”, Salsa Cycles, pp. 1-3, available at www.salsacycles.com/skewers.html; downloaded from www.salsacycles.com on May 25, 2007.

Primary Examiner—Cathron C Brooks

Assistant Examiner—Linda Brooks

(74) *Attorney, Agent, or Firm*—Allen, Dyer, Doppelt, Milbrath & Gilchrist, P.A.

(57) **CLAIM**

The ornamental design for a bicycle seat tube clamp, as shown and described.

DESCRIPTION

FIG. 1 is a bottom perspective view of a bicycle seat tube clamp showing my new design;

FIG. 2 is a top perspective view thereof;

FIG. 3 is a top plan view thereof;

FIG. 4 is a bottom plan view thereof;

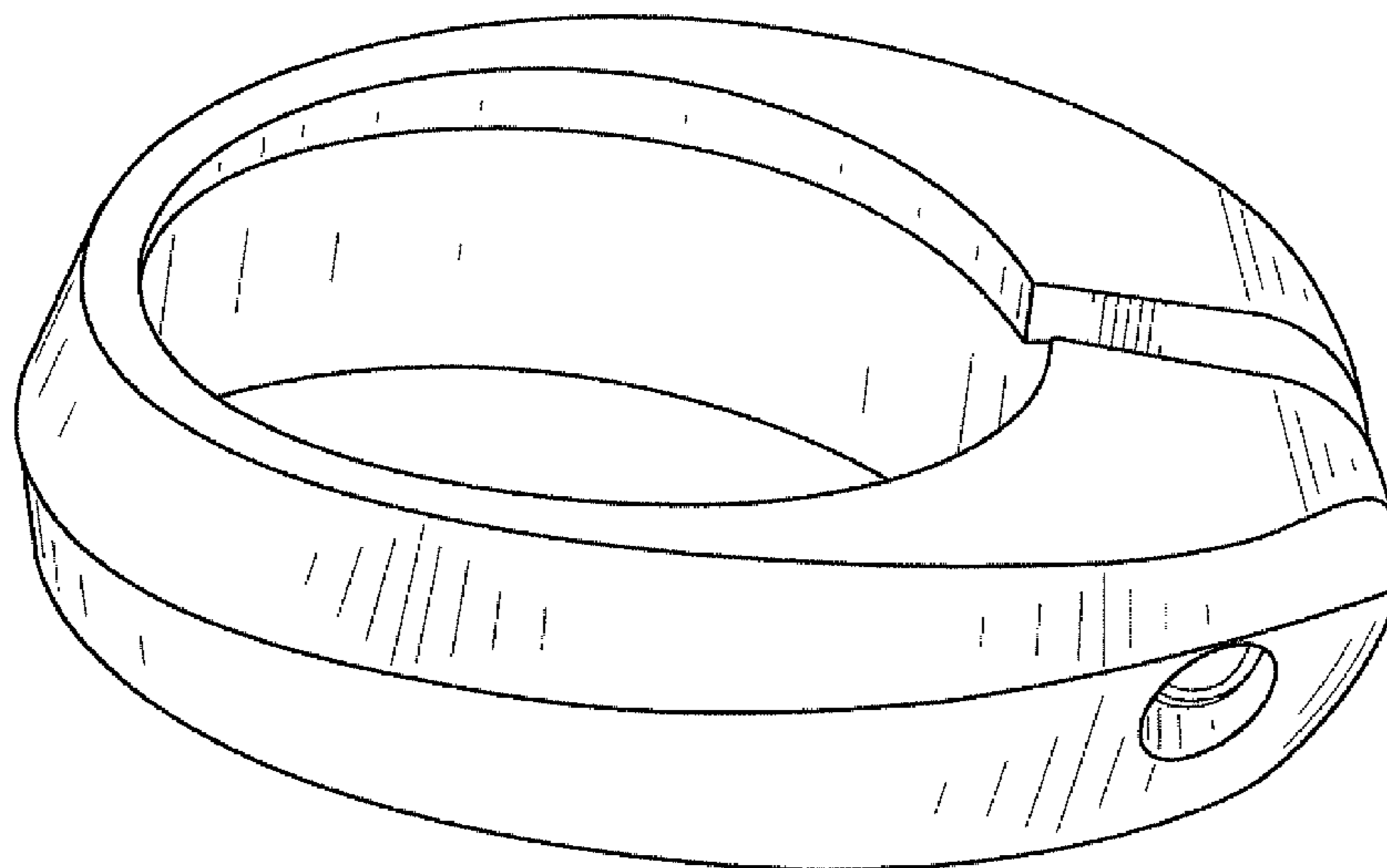
FIG. 5 is a left side view thereof;

FIG. 6 is a right side view thereof;

FIG. 7 is a front view thereof; and,

FIG. 8 is a rear view thereof.

1 Claim, 8 Drawing Sheets



US D587,633 S

Page 2

U.S. PATENT DOCUMENTS					
4,116,572	A	9/1978 Heldmann et al. 403/7	6,557,878	B2	5/2003 Chen 280/226.11
4,428,697	A	1/1984 Ruland 403/344	6,676,095	B2	1/2004 Dal Pra 248/230.3
5,096,327	A	3/1992 Ruland 403/290	6,896,438	B1 *	5/2005 Chen 403/290
5,280,735	A	1/1994 Kuipers et al. 74/551.9	6,912,928	B1	7/2005 Thomson et al. 74/551.1
5,408,900	A	4/1995 Marui 74/551.4	6,945,135	B1	9/2005 Thomson et al. 74/551.1
5,649,738	A	7/1997 Thomson et al. 297/215.15	7,017,238	B2	3/2006 Messina 24/279
D396,801	S *	8/1998 Petty D8/356	2002/0148323	A1	10/2002 Thomson et al. 74/551.1
6,413,006	B1	7/2002 Neugart 403/344	2004/0151538	A1	8/2004 Landwehr 403/290
			2005/0275254	A1	12/2005 Anderson et al. 297/195.1

* cited by examiner

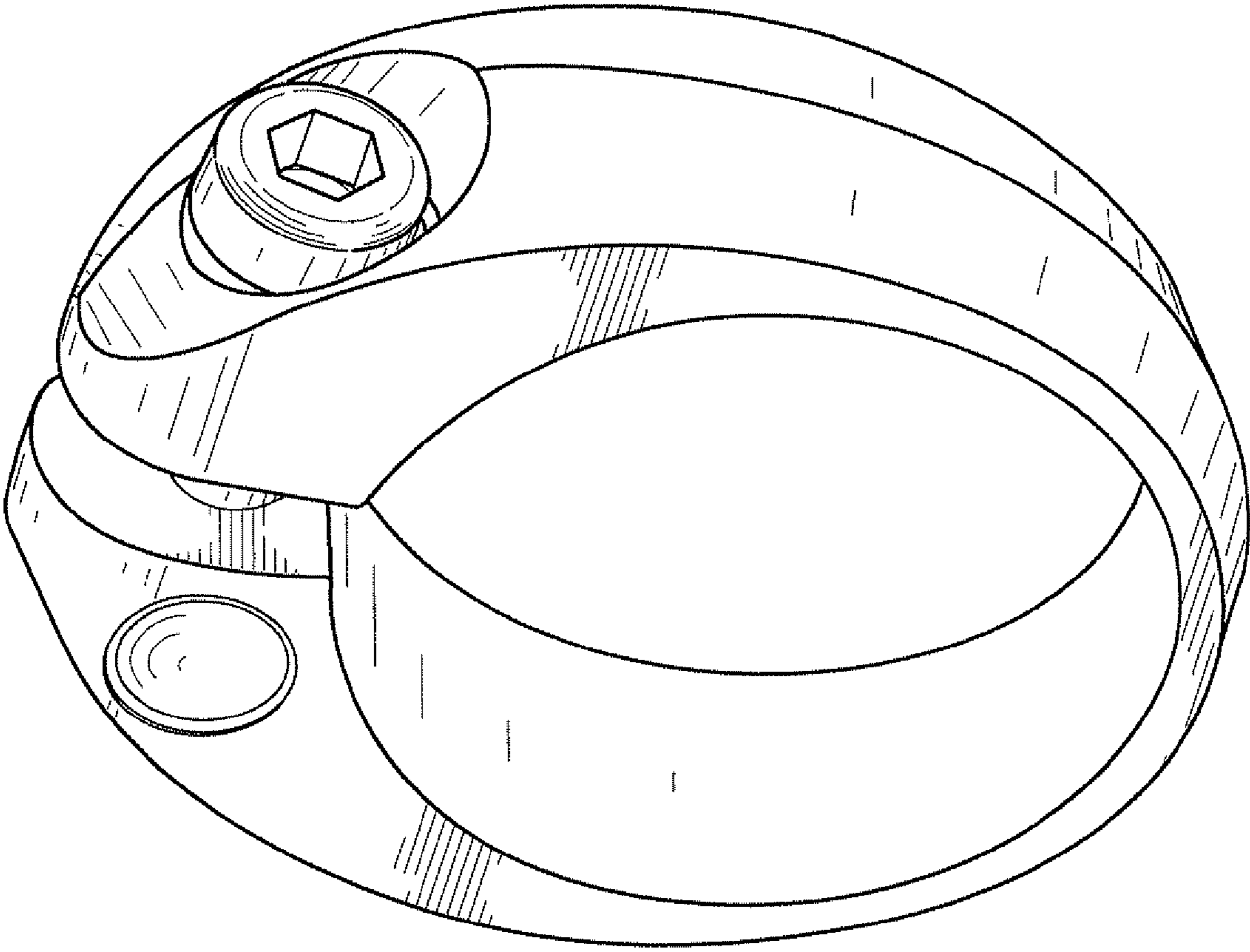


FIG. 1

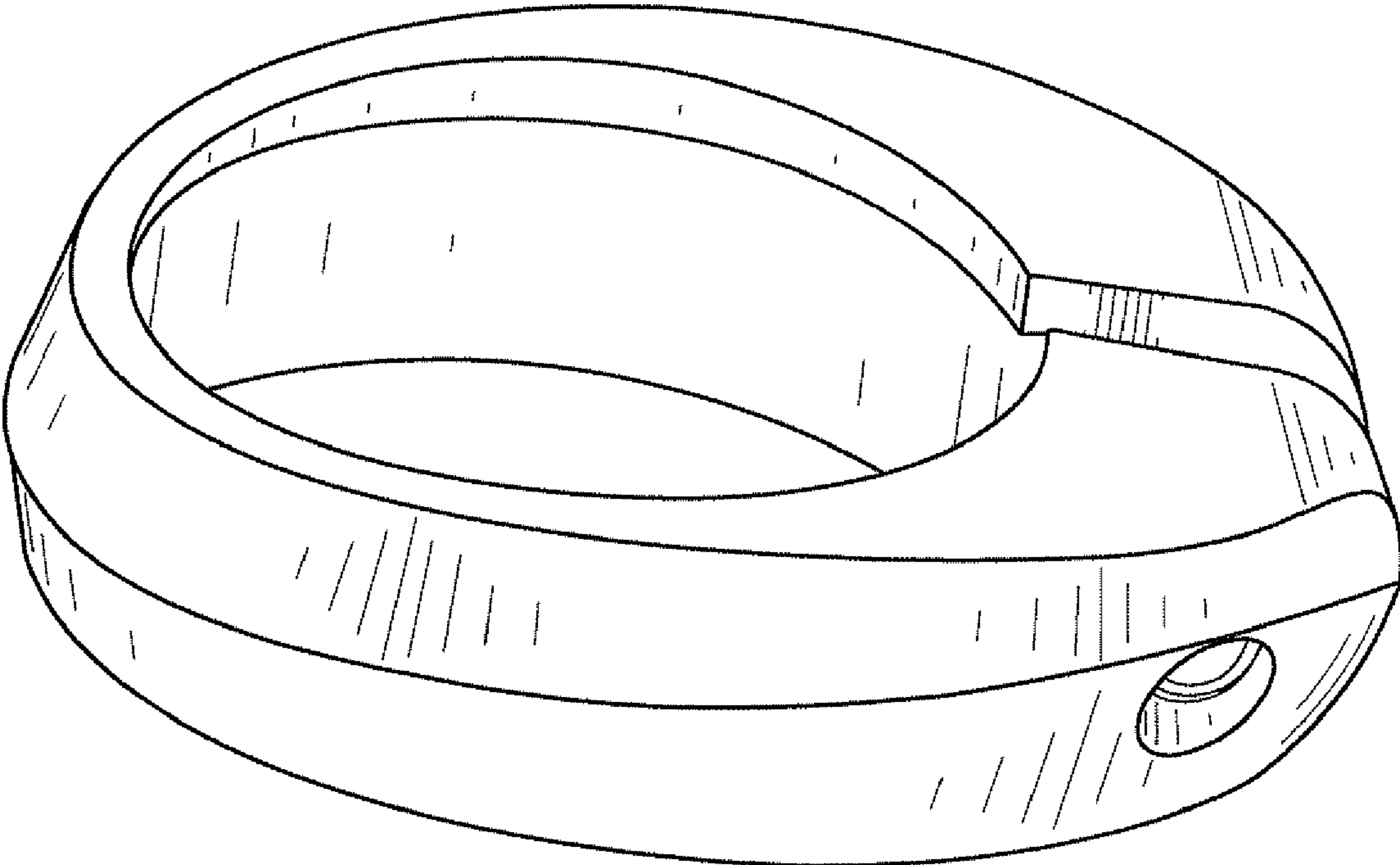


FIG. 2

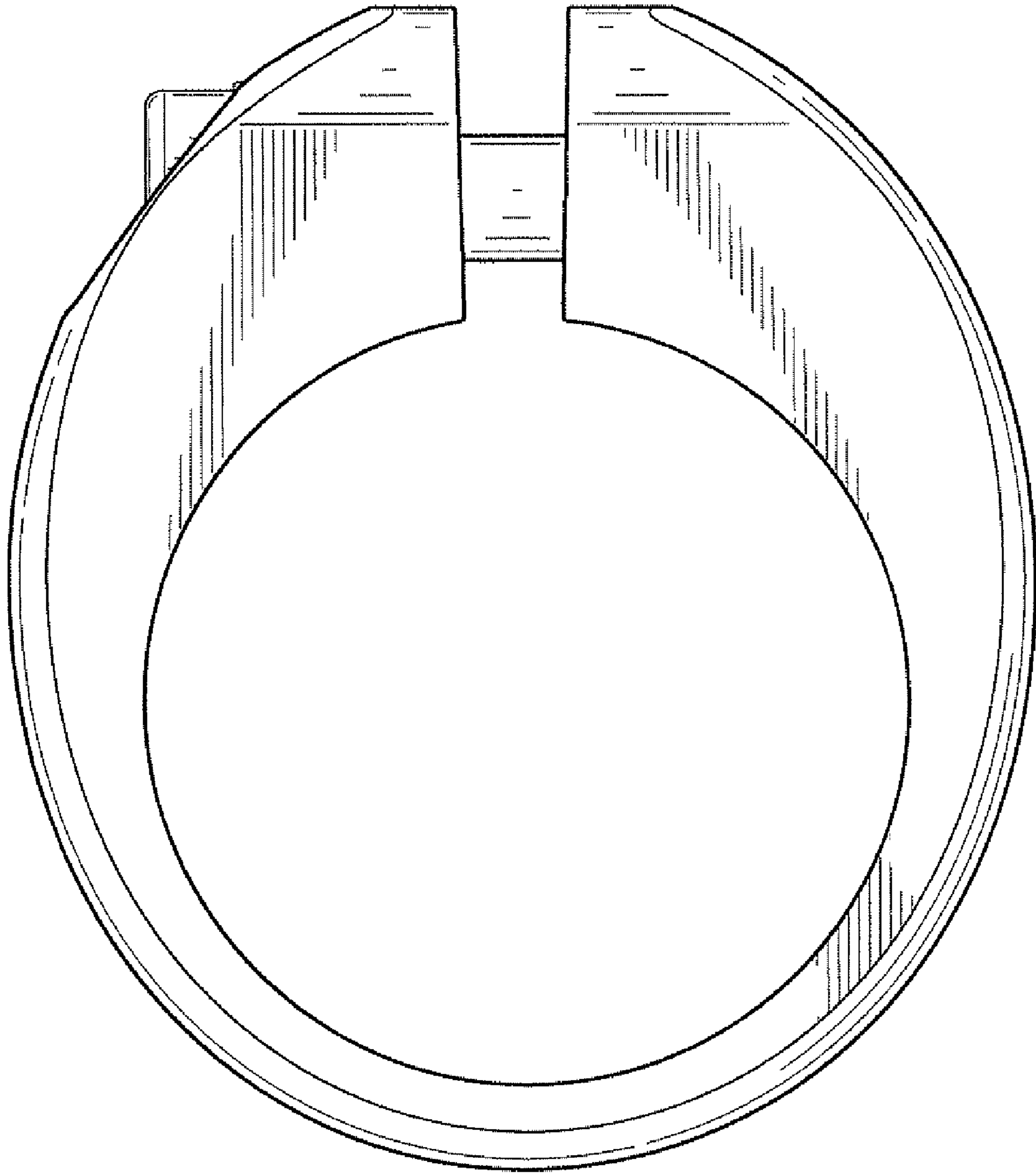


FIG. 3

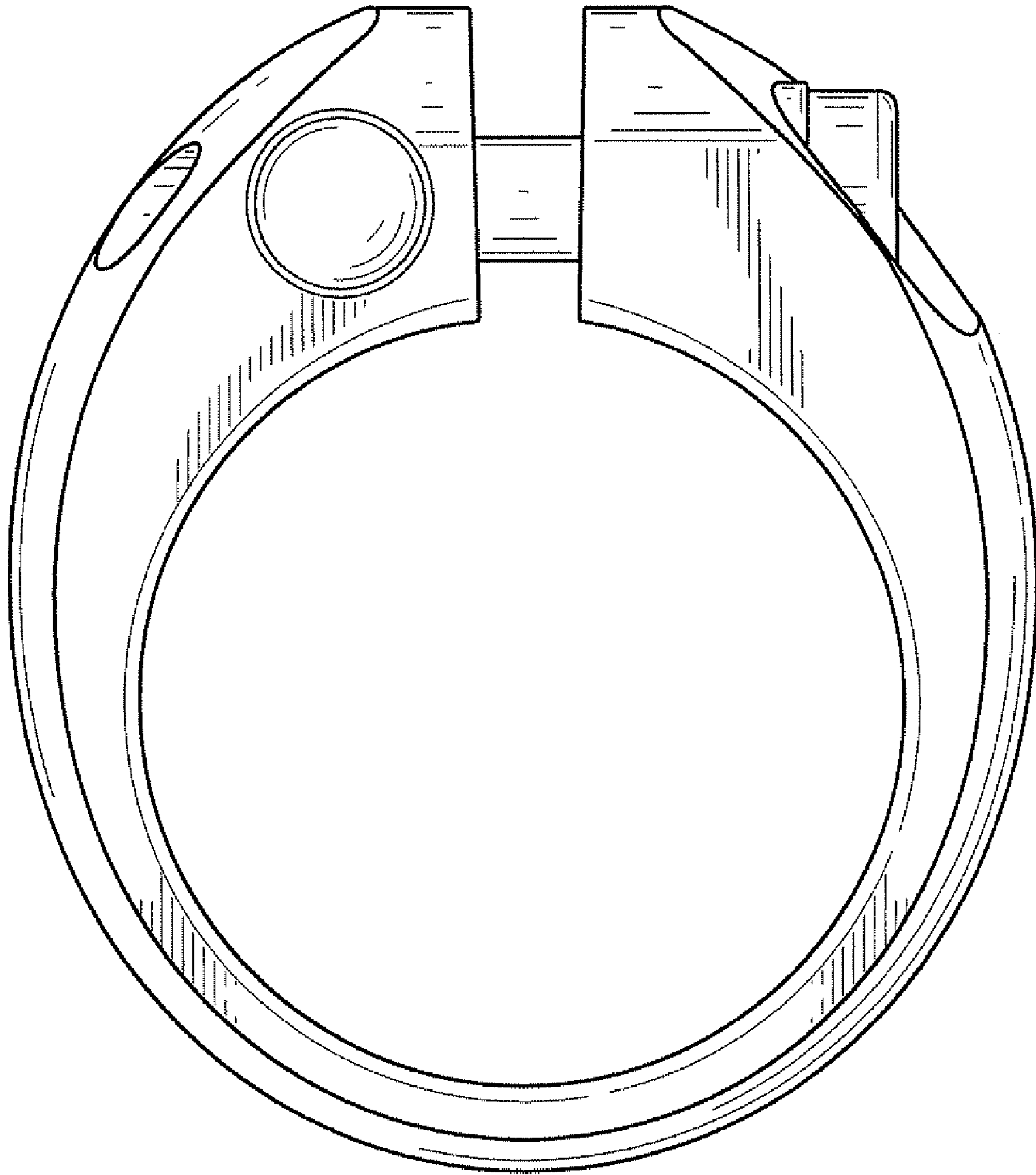


FIG. 4




FIG. 5




FIG. 6

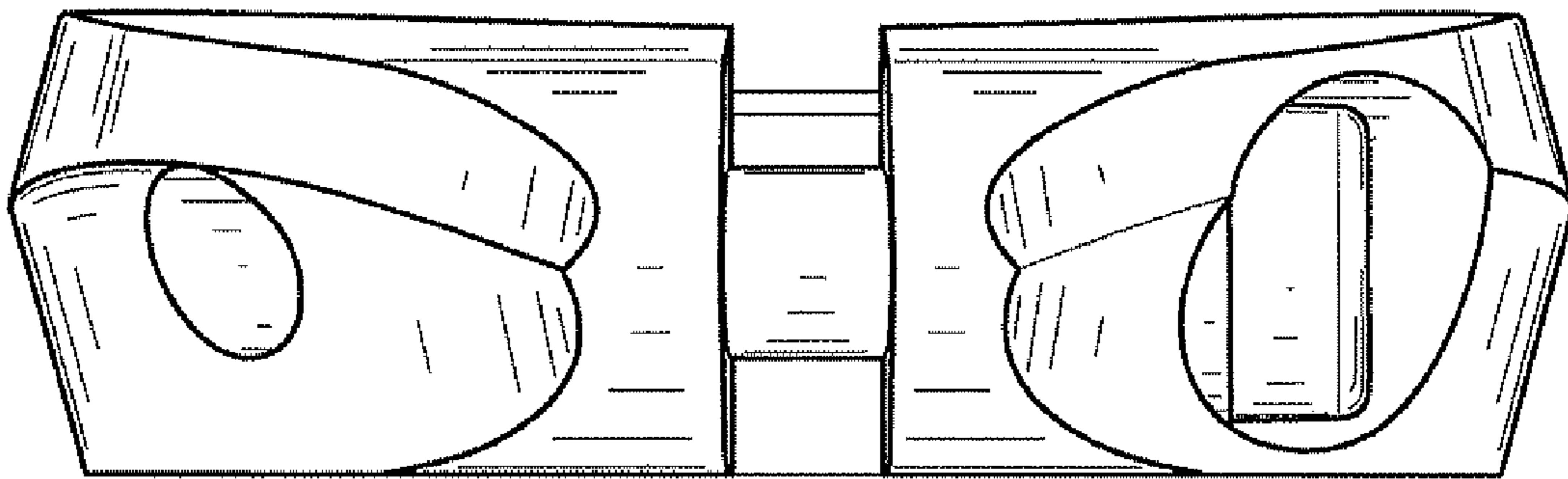


FIG. 7

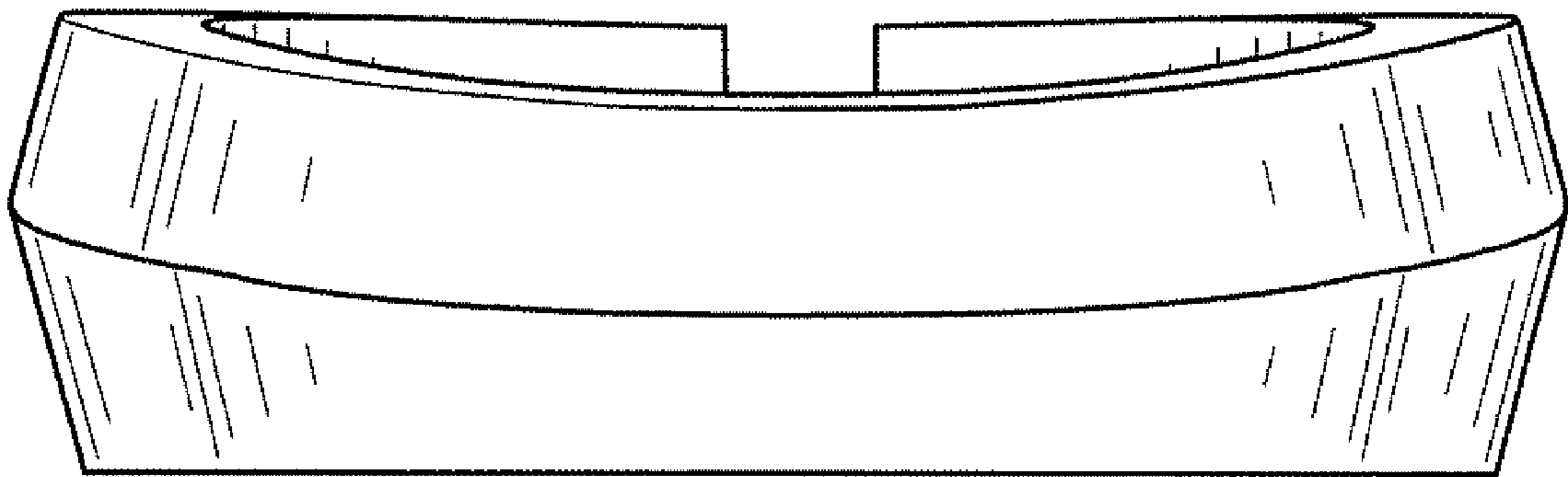


FIG. 8