



US00D587625S

(12) **United States Design Patent**  
**White**

(10) **Patent No.:** **US D587,625 S**  
(45) **Date of Patent:** **\*\* Mar. 3, 2009**

(54) **PLANTER**

D504,352 S \* 4/2005 Harbaugh ..... D11/151  
D510,713 S \* 10/2005 Harbaugh ..... D11/151

(75) Inventor: **Scott White**, Toronto (CA)

FOREIGN PATENT DOCUMENTS

(73) Assignee: **CTI International Limited**, Toronto,  
Ontario (CA)

GB 2077345 \* 12/1998

(\*\*) Term: **14 Years**

\* cited by examiner

(21) Appl. No.: **29/290,726**

*Primary Examiner*—Caron Veynar

*Assistant Examiner*—Garth Rademaker

(22) Filed: **Jan. 7, 2008**

(74) *Attorney, Agent, or Firm*—Riches McKenzie & Herbert  
LLP

(51) **LOC (9) Cl.** ..... **11-02**

(57) **CLAIM**

(52) **U.S. Cl.** ..... **D11/152**

(58) **Field of Classification Search** ..... D6/403,  
D6/556; D11/143–156, 164; D19/77, 81,  
D19/84; D23/355, 366; D26/9, 20, 22; D34/1–11;  
D99/5, 19; 47/32.7, 39, 41.01, 41.1, 41.12–41.15,  
47/65.5, 66.1, 66.6, 66.7, 71

I claim the ornamental design for planter, as shown and  
described.

See application file for complete search history.

**DESCRIPTION**

FIG. 1 is a perspective view of a planter, showing my new  
design;

(56) **References Cited**

U.S. PATENT DOCUMENTS

D213,450 S \* 3/1969 Black ..... D11/150  
D363,897 S \* 11/1995 Carlson ..... D11/152  
D386,116 S \* 11/1997 Sanderson ..... D11/153  
D483,170 S \* 12/2003 Harbaugh ..... D99/5  
D490,017 S \* 5/2004 Harbaugh ..... D11/152  
D492,219 S \* 6/2004 Harbaugh ..... D11/154  
D501,157 S \* 1/2005 Harbaugh ..... D11/154  
D503,359 S \* 3/2005 Harbaugh ..... D11/152  
D504,086 S \* 4/2005 Harbaugh ..... D11/152

FIG. 2 is a top plan view thereof;


FIG. 3 is a bottom plan view of the thereof;

FIG. 4 is a left side elevation view thereof, the right side  
elevation view being identical thereto; and,

FIG. 5 is a front elevation view thereof, the rear elevation view  
being identical thereto.

The broken line areas on the Figures are showing environ-  
mental subject matter only and form no part of the claimed  
design.

**1 Claim, 3 Drawing Sheets**



**FIGURE 1**




FIGURE 2

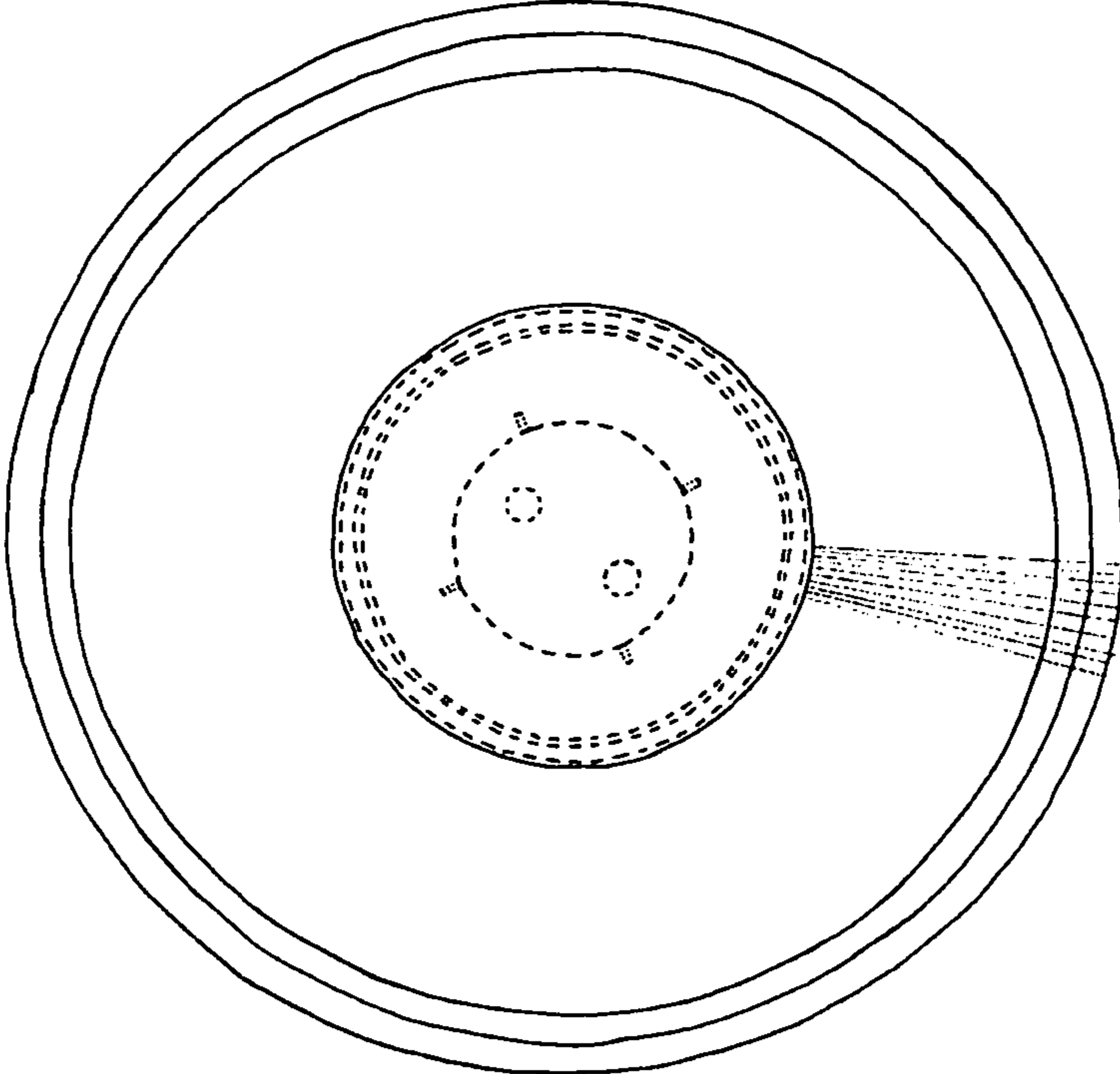
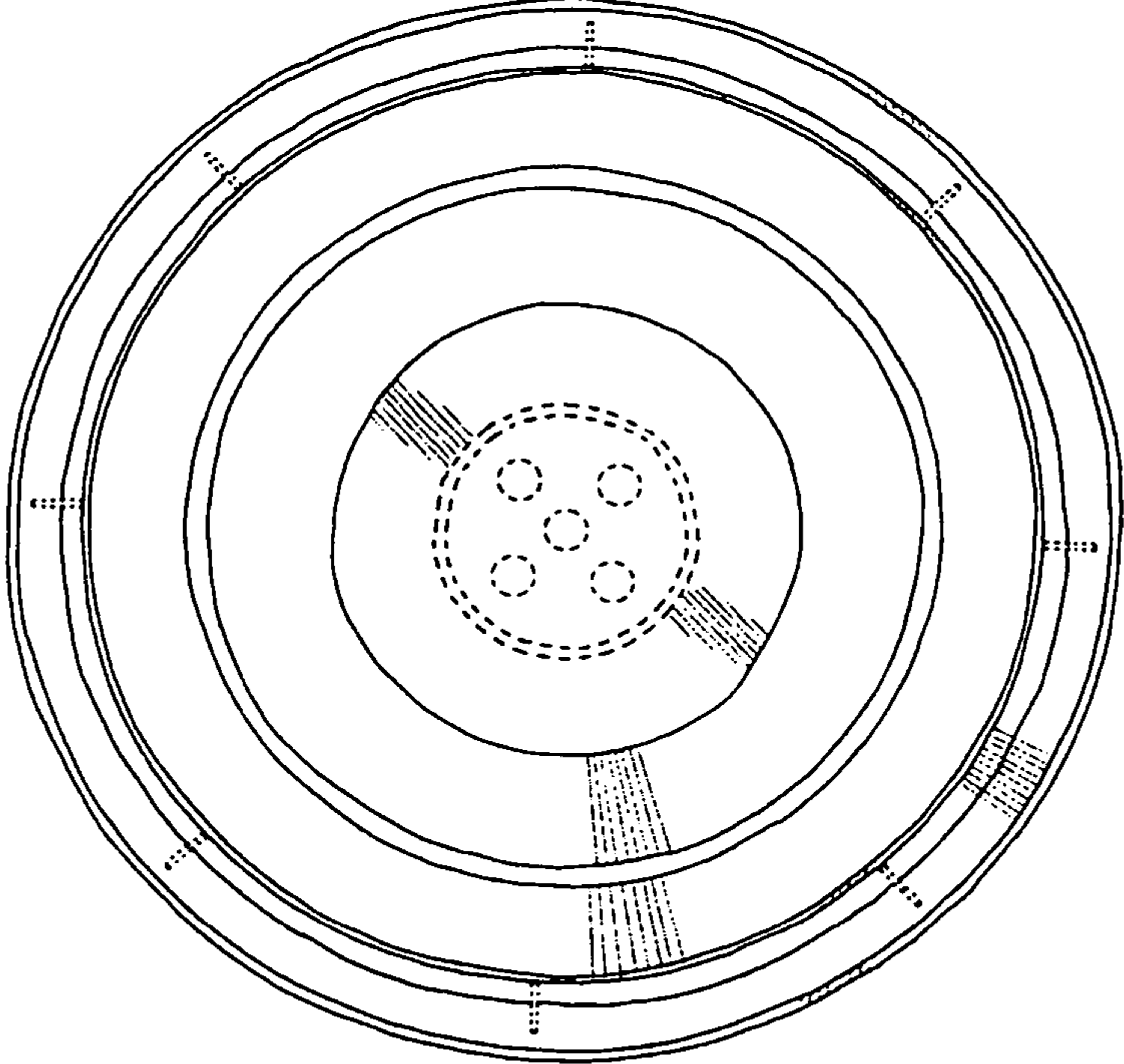
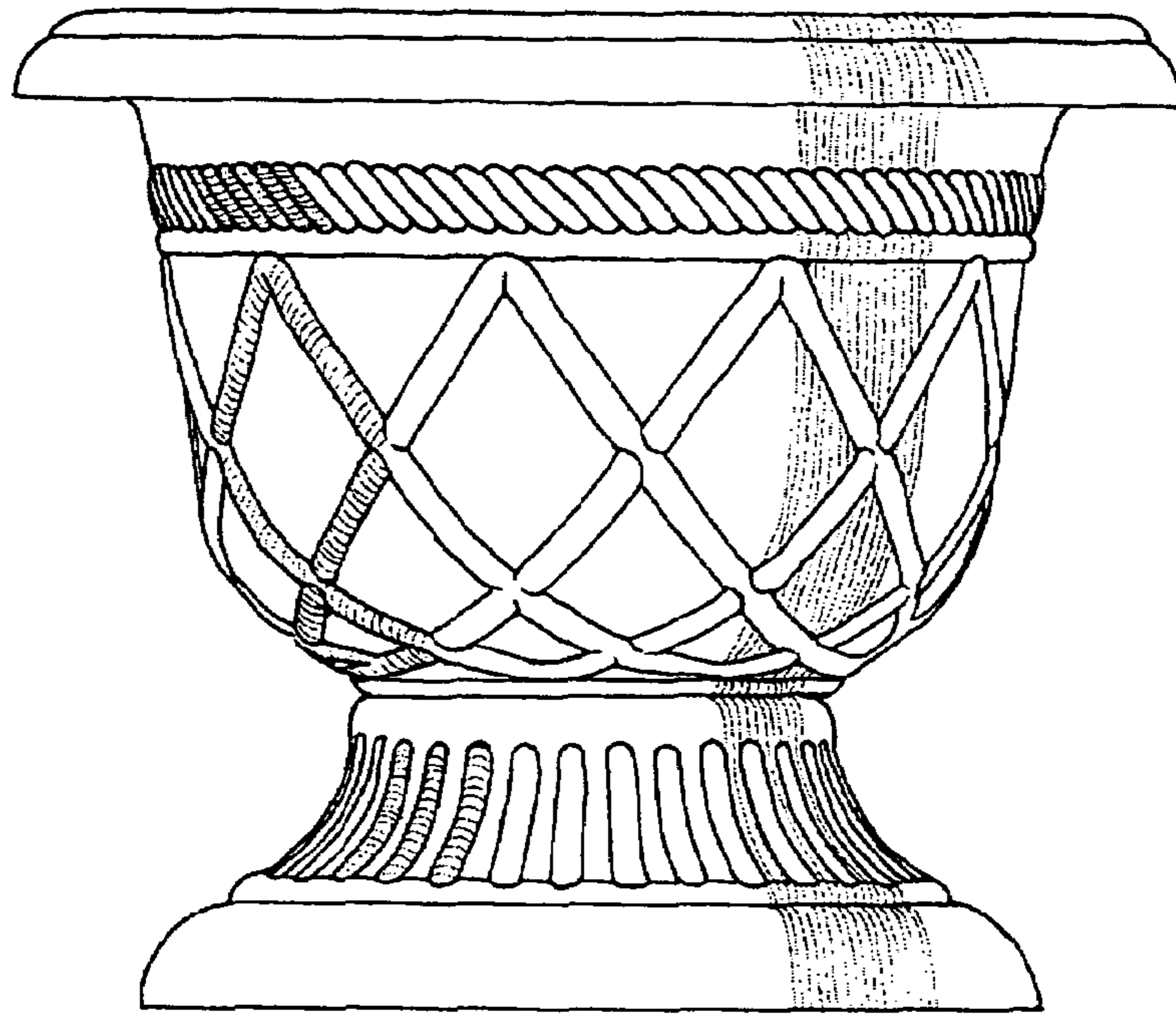


FIGURE 3



**FIGURE 4**



**FIGURE 5**

