



US00D587618S

(12) **United States Design Patent**  
**Bartl**

(10) **Patent No.:** **US D587,618 S**  
(45) **Date of Patent:** **\*\* Mar. 3, 2009**

(54) **GEMSTONE OR ORNAMENTAL OBJECT**  
**MADE OF GLASS**

*Primary Examiner*—R. Seifert  
(74) *Attorney, Agent, or Firm*—Wenderoth, Lind & Ponack,  
L.L.P.

(75) Inventor: **Richard Bartl**, Terfens (AT)

(57) **CLAIM**

(73) Assignee: **Swarovski Aktiengesellschaft**, Triesen  
(LI)

The ornamental design for the gemstone or ornamental object  
made of glass, as shown and described.

(\*\*) Term: **14 Years**

(21) Appl. No.: **29/300,926**

**DESCRIPTION**

(22) Filed: **May 30, 2008**

(30) **Foreign Application Priority Data**

Dec. 7, 2007 (EM) ..... 000839287-0001

FIG. 1 is a top view of the gemstone or ornamental object  
made of glass according to a first embodiment;

(51) **LOC (9) Cl.** ..... **11-01**

(52) **U.S. Cl.** ..... **D11/89**

(58) **Field of Classification Search** ..... D11/1-2,  
D11/26-29, 89-92; 63/26-28, 32  
See application file for complete search history.

FIG. 2 is a left end view of the gemstone or ornamental object  
made of glass according to the first embodiment;

FIG. 3 is a rear view of the gemstone or ornamental object  
made of glass according to the first embodiment;

FIG. 4 is a right end view of the gemstone or ornamental  
object made of glass according to the first embodiment;

FIG. 5 is a front view of the gemstone or ornamental object  
made of glass according to the first embodiment;

(56) **References Cited**

**U.S. PATENT DOCUMENTS**

D454,517 S \* 3/2002 Yuan et al. .... D11/90

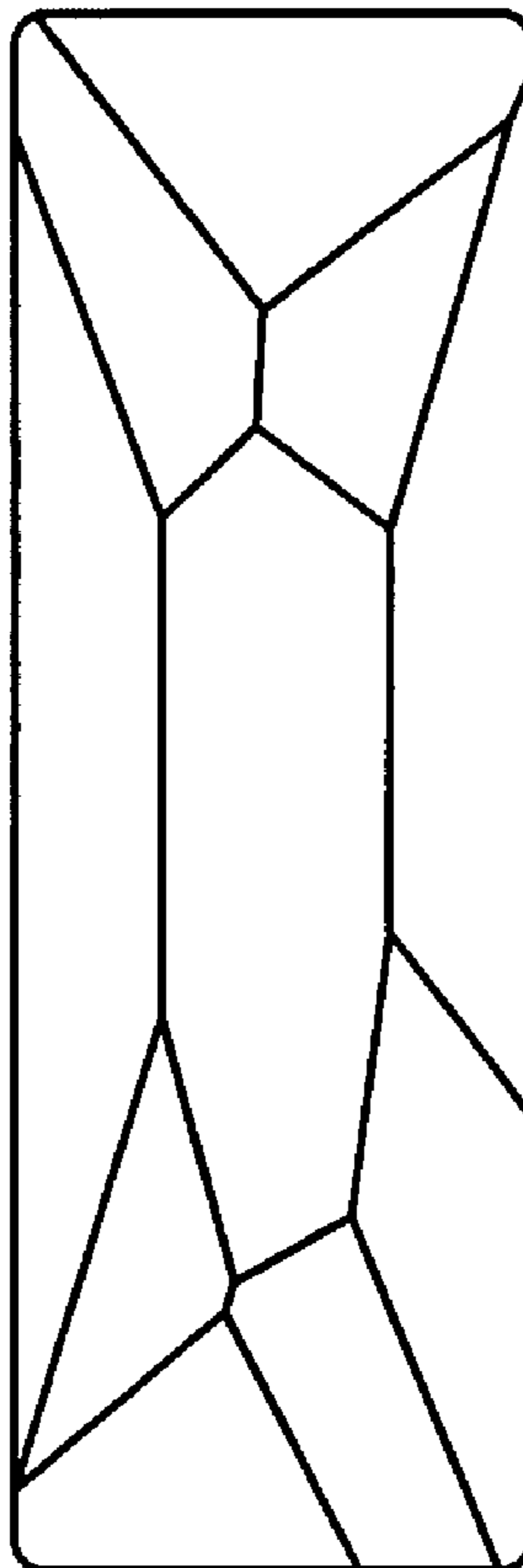
D560,544 S \* 1/2008 Mosmann ..... D11/90

FIG. 6 is a bottom view of the gemstone or ornamental object  
made of glass according to the first embodiment; and,

FIG. 7 is a prospective view of the gemstone or ornamental  
object made of glass according to a first embodiment.

\* cited by examiner

**1 Claim, 1 Drawing Sheet**



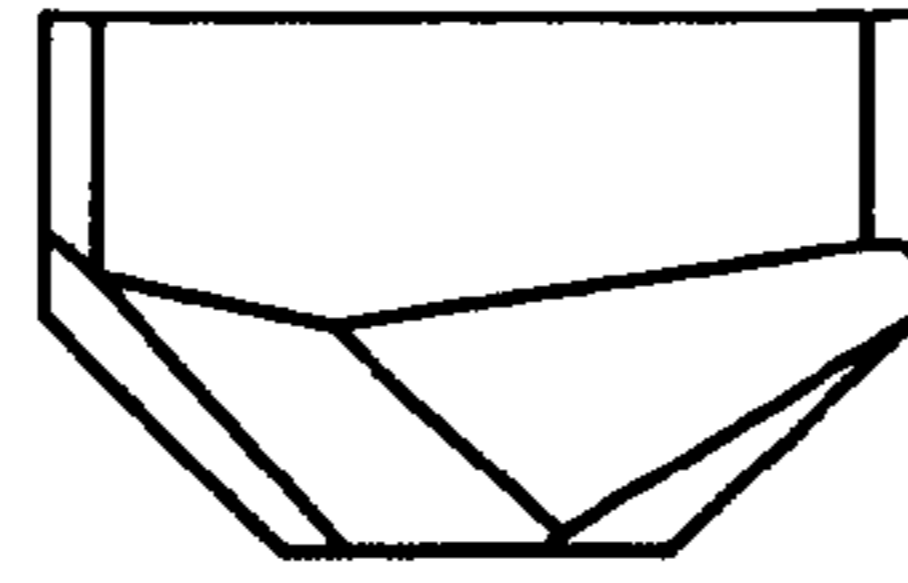


Fig. 1




Fig. 2




Fig. 3

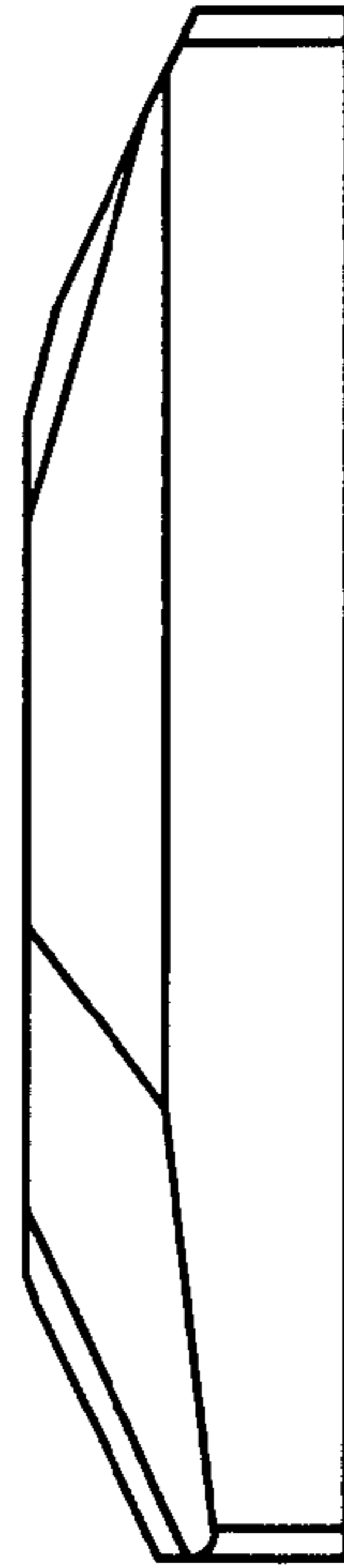


Fig. 4

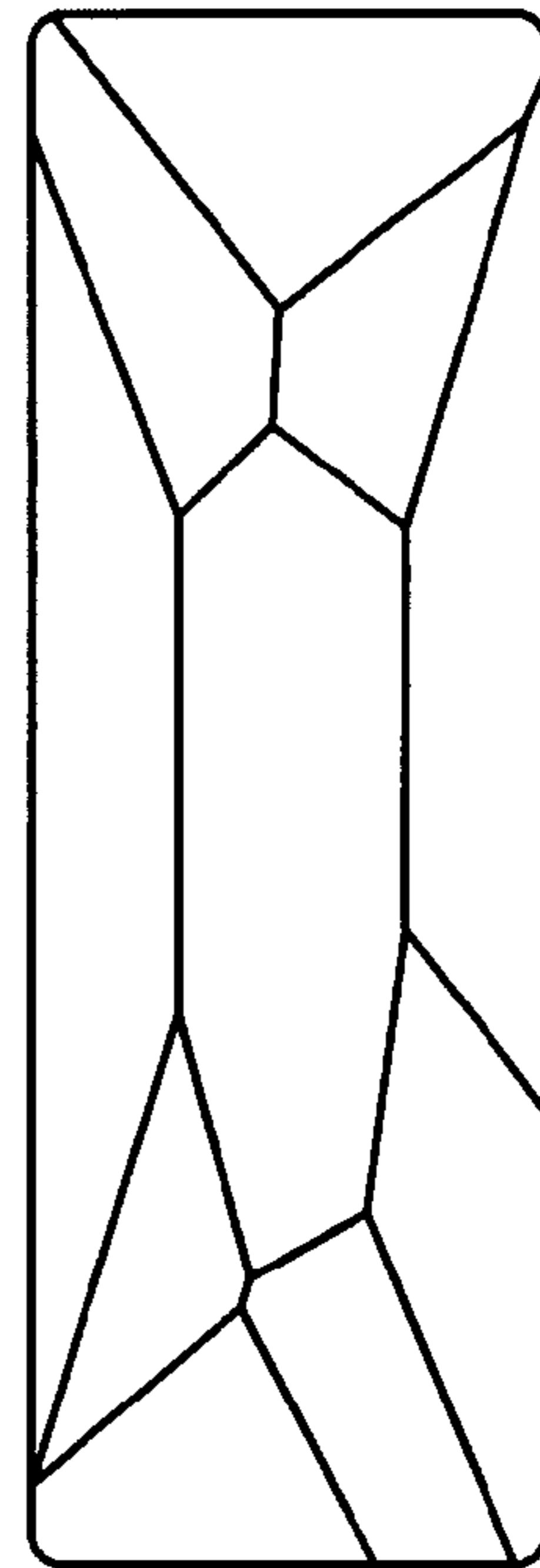


Fig. 5

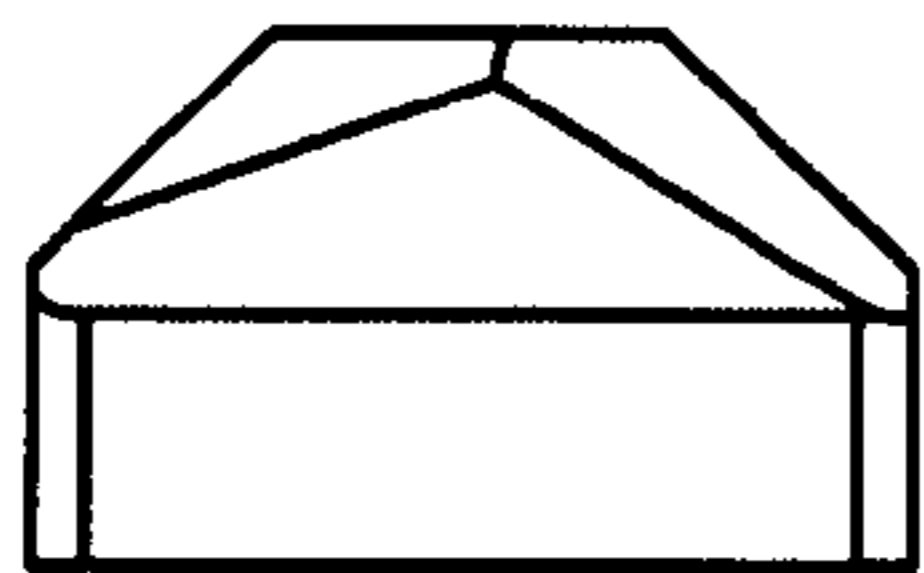


Fig. 6

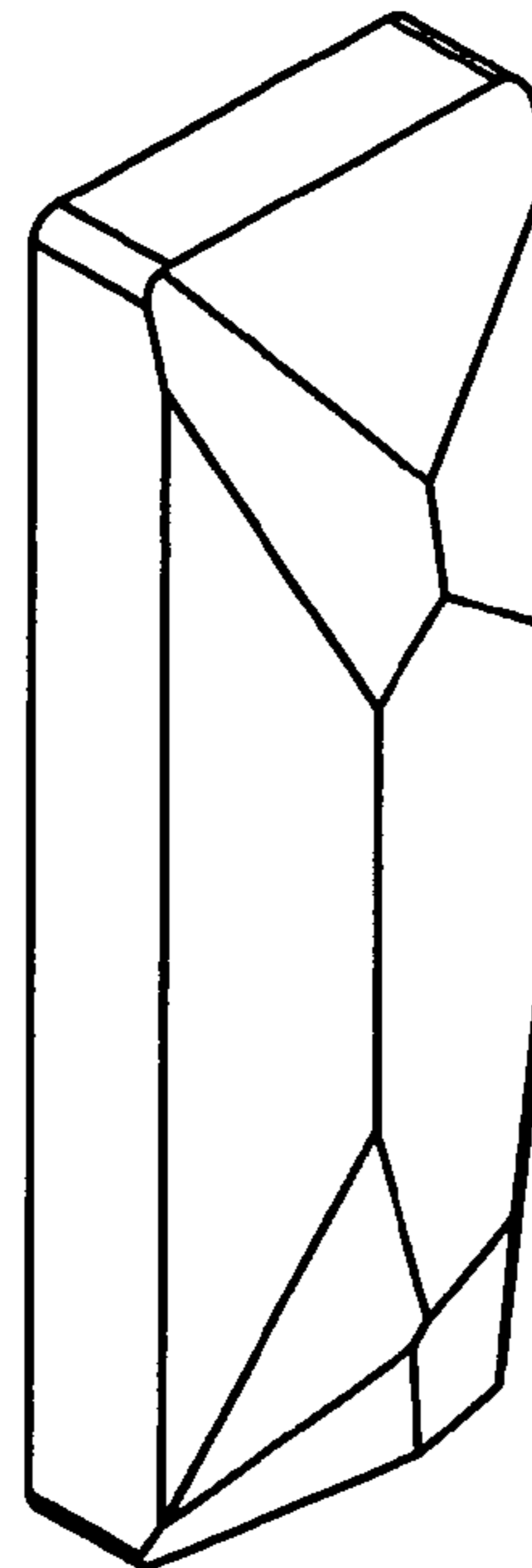


Fig. 7