



US00D587592S

(12) **United States Design Patent**
Crawford

(10) **Patent No.:** **US D587,592 S**
(45) **Date of Patent:** **** Mar. 3, 2009**

(54) **CONTAINER**

(75) Inventor: **John C. Crawford**, Mahopac, NY (US)

(73) Assignee: **Colgate Palmolive Company**, New York, NY (US)

(**) Term: **14 Years**

(21) Appl. No.: **29/278,478**

(22) Filed: **Mar. 30, 2007**

(51) **LOC (9) Cl.** **09-01**

(52) **U.S. Cl.** **D9/563; D9/564; D9/574**

(58) **Field of Classification Search** D9/682,
D9/685-686, 689, 516, 529-530, 537-543,
D9/549-550, 558, 563, 574; 215/381-385;
220/660, 669, 675

See application file for complete search history.

(56) **References Cited**

U.S. PATENT DOCUMENTS

- D3,836 S * 2/1870 Wicks D9/500
- D68,340 S 9/1925 Oppenheim, Jr.
- D95,888 S 6/1935 Adams
- D102,283 S 12/1936 Marrow
- D124,748 S 1/1941 Lloyd
- D136,219 S 9/1943 Breeden
- D157,508 S 2/1950 Montenier
- D201,220 S 5/1965 Lorenzen
- 3,263,873 A * 8/1966 Armour 222/212 X
- D207,801 S 5/1967 Roberts
- D213,355 S * 2/1969 Kneapler D9/558
- D222,611 S 11/1971 Strand
- D228,281 S 9/1973 Hoffman
- D229,544 S 12/1973 Weckman
- D241,418 S 9/1976 Koenigsberg
- D245,317 S 8/1977 Pardo
- D263,931 S 4/1982 de Nola
- D265,550 S * 7/1982 Young et al. D9/558 X
- D265,975 S 8/1982 Vaussanvin
- D278,411 S 4/1985 Reitzel et al.
- D284,739 S 7/1986 Thieffry
- D302,792 S * 8/1989 Dinand D9/529
- D315,299 S * 3/1991 Gerardiello D9/558

- D316,969 S 5/1991 Wiseman et al.
- D321,132 S 10/1991 Wiseman et al.
- D322,029 S 12/1991 Caputo
- D325,347 S * 4/1992 Doering D9/558
- D353,775 S * 12/1994 Thompson D9/571 X
- D357,633 S * 4/1995 Granai D9/553
- D369,294 S 4/1996 Hirato
- 5,542,585 A * 8/1996 Peters et al. D9/542 X
- D376,310 S 12/1996 Crawford
- D378,276 S 3/1997 Kotoucek et al.
- D381,261 S 7/1997 Crawford

(Continued)

FOREIGN PATENT DOCUMENTS

AU 96326 4/1987

(Continued)

Primary Examiner—Carol Rademaker

(74) *Attorney, Agent, or Firm*—Amy A. Fernandez

(57) **CLAIM**


The ornamental design for a container, as shown and described.

DESCRIPTION

FIG. 1 is a perspective view of the container of my design;
 FIG. 2 is a front elevational view thereof;
 FIG. 3 is a rear elevational view thereof;
 FIG. 4 is a left side elevational view thereof;
 FIG. 5 is a right side elevational view thereof;
 FIG. 6 is a top plan view thereof; and,
 FIG. 7 is a bottom plan view thereof.

The broken line showing of threads and of the bottom of the container in the drawing views are included for the purpose of showing environmental structure that forms no part of the claimed design.

1 Claim, 6 Drawing Sheets



US D587,592 S

Page 2

U.S. PATENT DOCUMENTS

D395,399 S 6/1998 Crawford
D398,532 S 9/1998 Crawford
D400,442 S * 11/1998 Nosella D9/500
D406,066 S 2/1999 Crawford
D413,807 S 9/1999 Mikla
D414,103 S 9/1999 Crawford
D414,117 S 9/1999 Mikla
D416,805 S 11/1999 Mikla
D421,215 S 2/2000 Crawford
D423,368 S 4/2000 Crawford
D433,623 S 11/2000 Crawford
D433,637 S 11/2000 Hailey et al.
D433,932 S * 11/2000 Kuzma et al. D9/682
D450,247 S 11/2001 Johnson et al.
D451,008 S * 11/2001 Crawford D9/571
D460,348 S * 7/2002 Crawford et al. D9/682
D460,686 S * 7/2002 Crawford et al. D9/682
D480,008 S 9/2003 Maus
D482,624 S 11/2003 Hadkte et al.
D484,403 S 12/2003 Crawford
D490,320 S 5/2004 Guislain
D491,813 S 6/2004 Calello
D513,189 S 12/2005 Busa, Jr. et al.
D514,948 S 2/2006 Busa, Jr. et al.
D517,416 S 3/2006 Borgerson et al.
D523,754 S * 6/2006 Williams D9/558
D527,258 S * 8/2006 Crawford D9/448
D538,665 S * 3/2007 Wilson et al. D9/522
D564,891 S * 3/2008 Clark et al. D9/542
D567,107 S * 4/2008 Crawford et al. D9/682

D569,263 S * 5/2008 Bradley et al. D9/691

FOREIGN PATENT DOCUMENTS

AU 96327 4/1987
AU 96328 4/1987
AU 96329 4/1987
AU 99567 2/1988
AU 99958 3/1988
AU 109887 12/1990
AU 109888 12/1990
AU 139144 12/1999
AU 140220 3/2000
AU 141555 8/2000
AU 150634 2/2003
AU 151792 5/2003
AU 151837 5/2003
AU 151838 5/2003
AU 151839 5/2003
AU 151840 5/2003
AU 151841 S 5/2003
BR MI 3600902 9/1977
BR MI 3600903 9/1977
BR MI 4901641 5/1990
BR DI 5800581-1 12/1998
BR DI 5801379-2 6/2000
BR DI 6203612-2 F 3/2003
BR DI 6304060-3 F 2/2004
FR 374674-374677 10/1994
RU 49646 12/2001
WO DM/050324 3/2000
WO DM/063943 8/2003

* cited by examiner

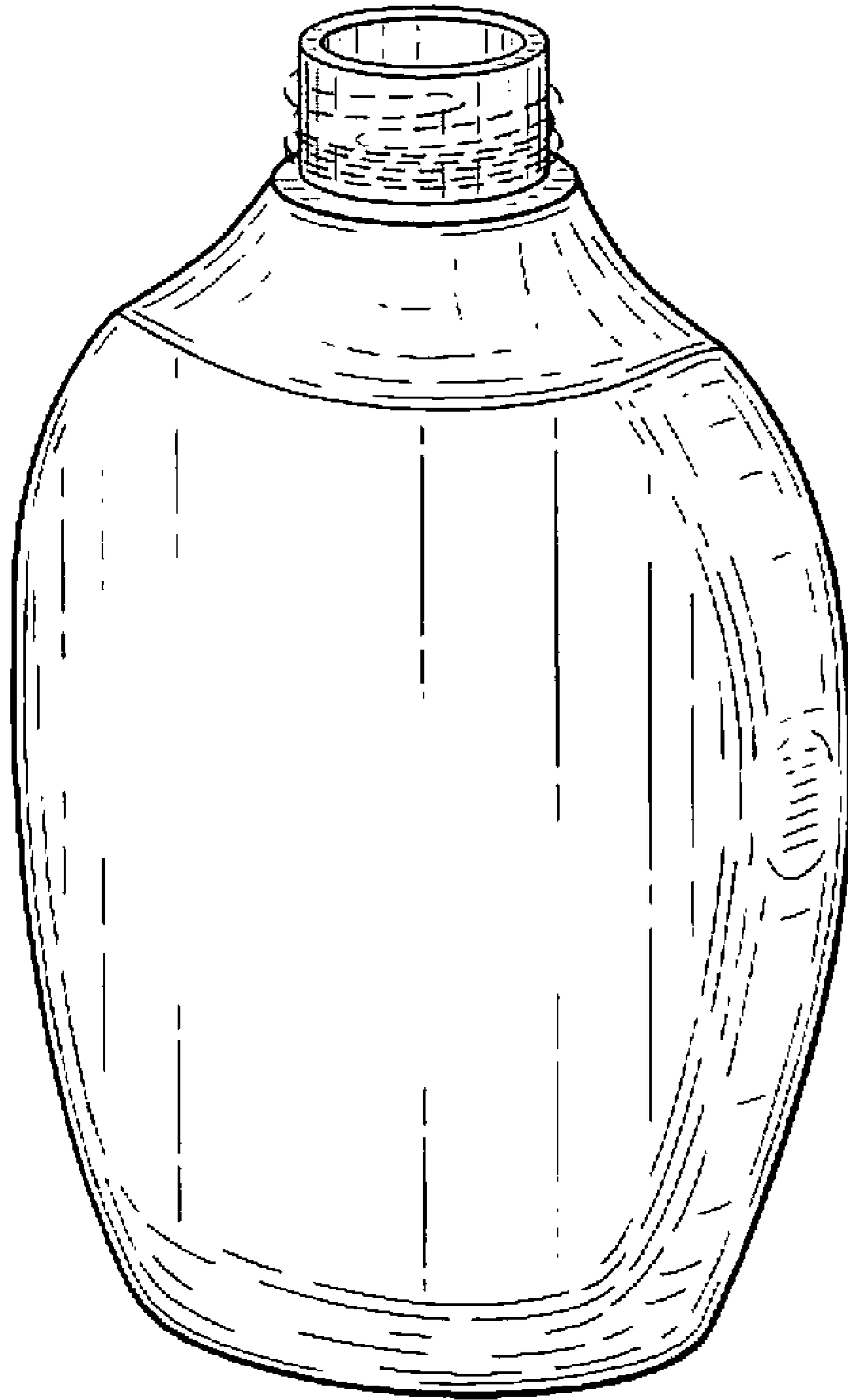


FIG. 1




FIG. 2

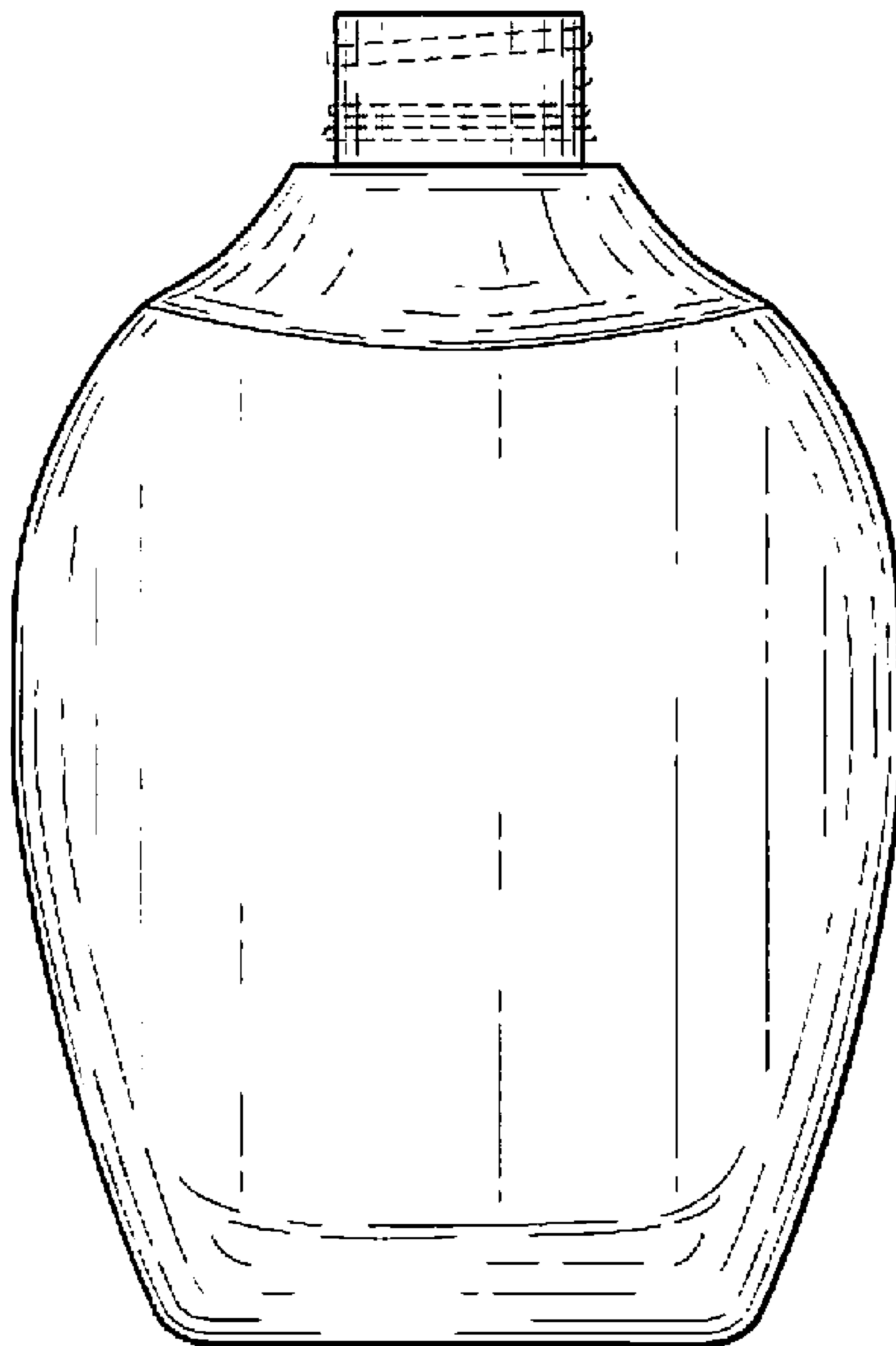


FIG. 3

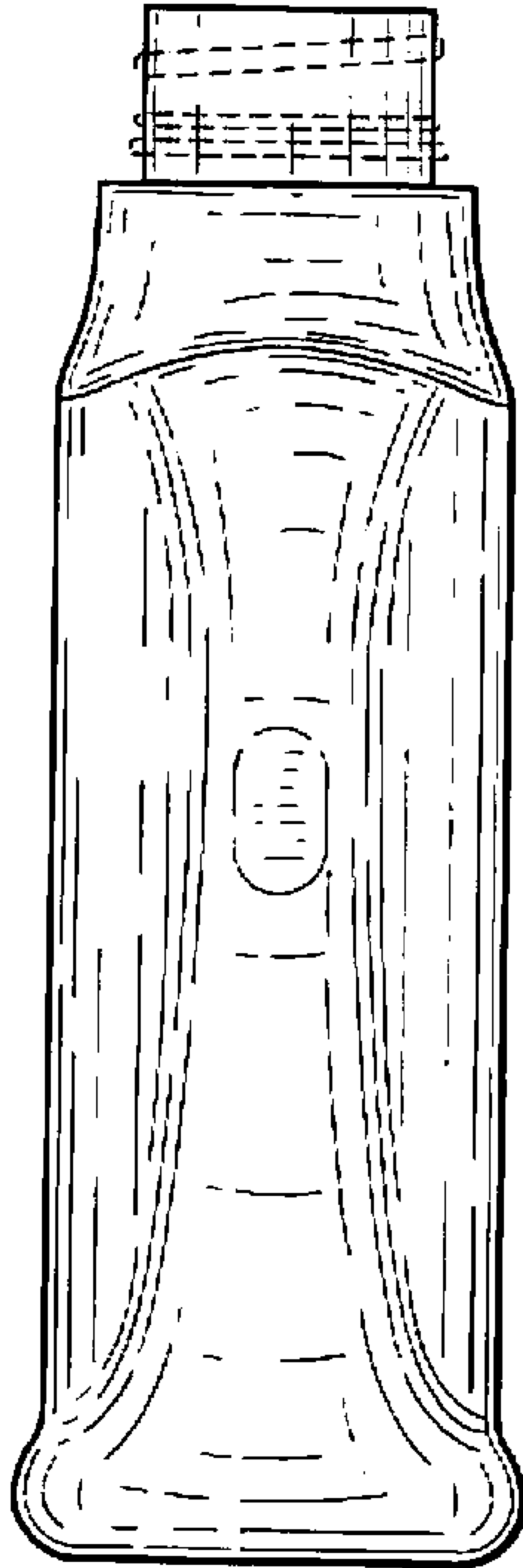


FIG. 4

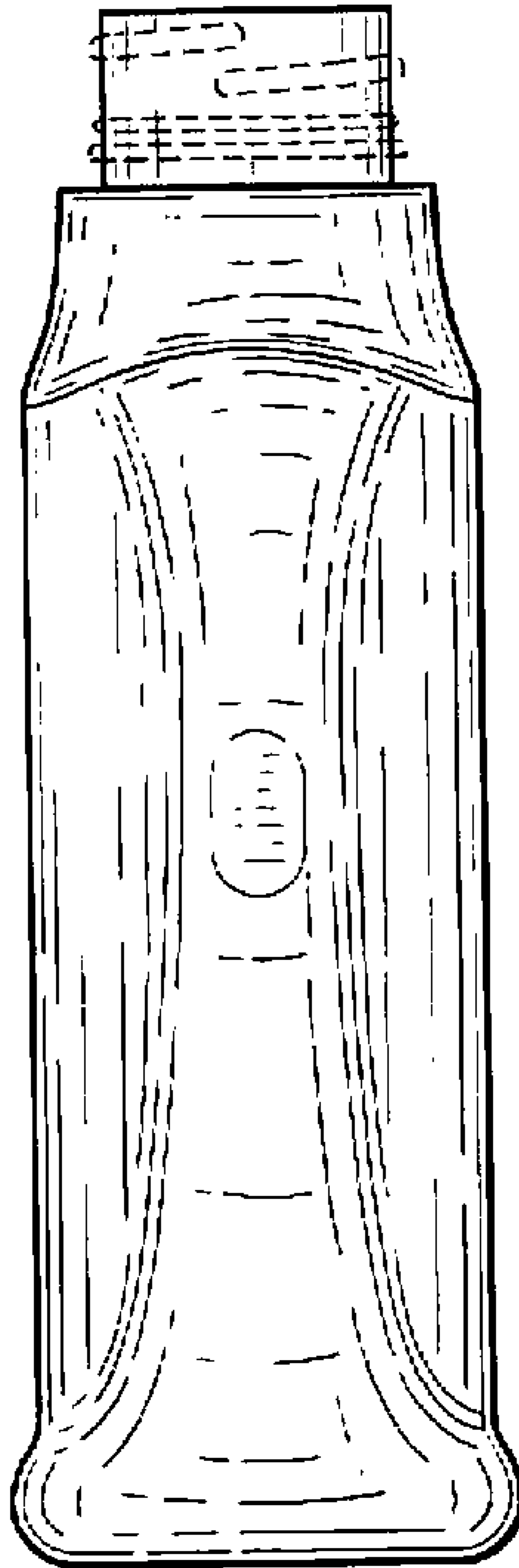


FIG. 5

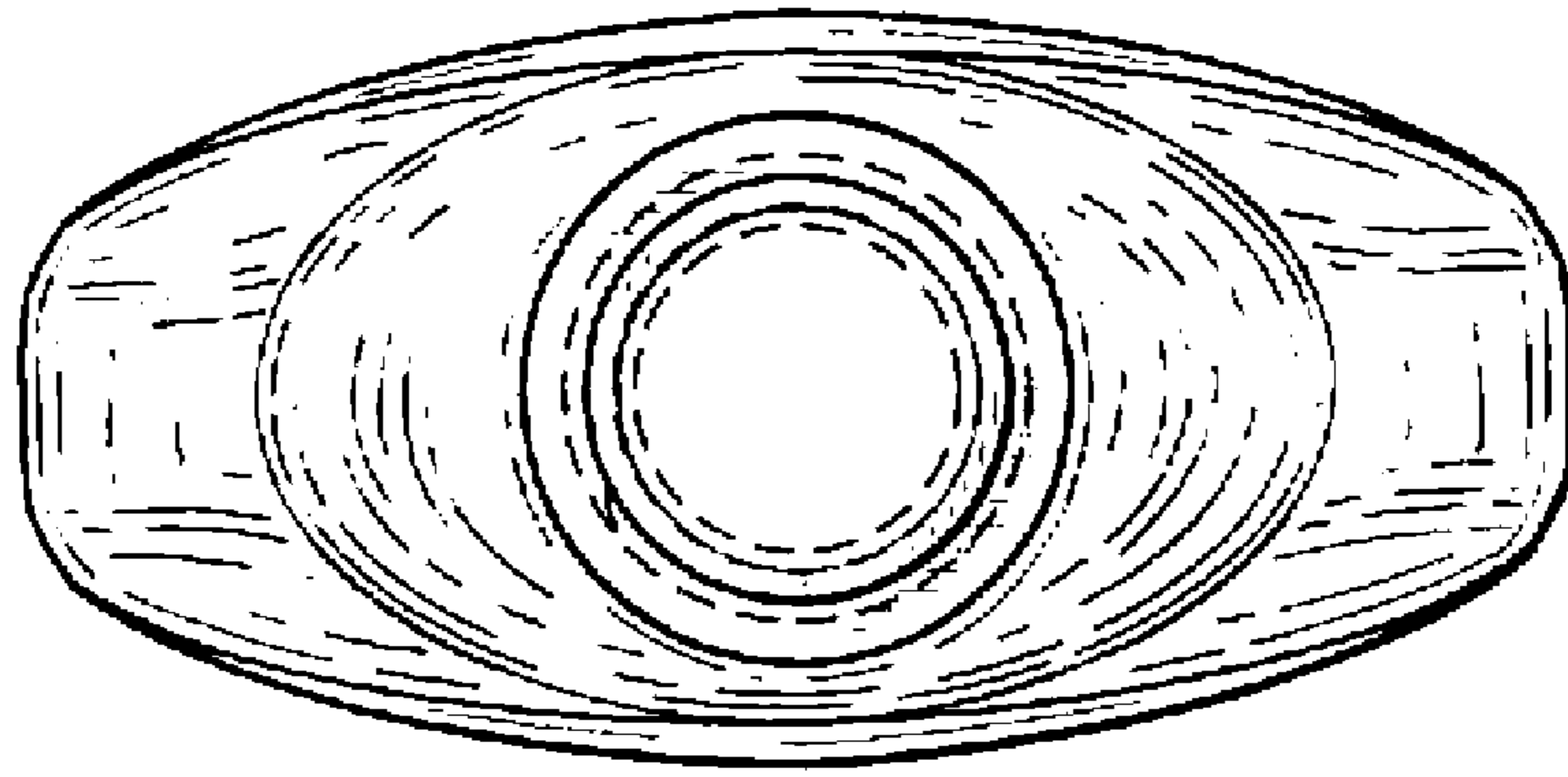


FIG. 6




FIG. 7