



US00D587591S

(12) **United States Design Patent**
Crawford

(10) **Patent No.:** **US D587,591 S**
(45) **Date of Patent:** **** Mar. 3, 2009**

(54) **CONTAINER**
(75) Inventor: **John C. Crawford**, Mahopac, NY (US)
(73) Assignee: **Colgate Palmolive Company**, New
Yourk, NY (US)
(**) Term: **14 Years**
(21) Appl. No.: **29/278,472**
(22) Filed: **Mar. 30, 2007**

(51) **LOC (9) Cl.** **09-01**
(52) **U.S. Cl.** **D9/563; D9/550; D9/558;**
D9/574
(58) **Field of Classification Search** D9/682,
D9/685-686, 689, 516, 529-530, 537-543,
D9/549-550, 558, 563, 574; 215/381-385;
220/660, 669, 675

See application file for complete search history.

(56) **References Cited**

U.S. PATENT DOCUMENTS

D3,836 S * 2/1870 Wicks D9/500
D68,340 S 9/1925 Oppenheim, Jr.
D95,888 S 6/1935 Adams
D102,283 S 12/1936 Marrow
D124,748 S 1/1941 Lloyd
D136,219 S 8/1943 Breeden
D157,508 S 2/1950 Montenier
D201,220 S 5/1965 Lorenzen
3,263,873 A * 8/1966 Armour 222/212 X
D207,801 S 5/1967 Roberts
D213,355 S * 2/1969 Kneapler D9/558
D222,611 S 11/1971 Strand
D228,281 S 9/1973 Hoffman
D229,544 S 12/1973 Weckman
D241,418 S 9/1976 Koenigsberg
D245,317 S 8/1977 Pardo
D263,931 S 4/1982 de Nola
D265,975 S 8/1982 Vaussanvin
D278,411 S 4/1985 Reitzel et al.
D284,739 S 7/1986 Thieffry
D302,792 S * 8/1989 Dinand D9/529

D316,969 S 5/1991 Wiseman et al.
D321,132 S 10/1991 Wiseman et al.
D322,029 S 12/1991 Caputo
D353,775 S * 12/1994 Thompson D9/571 X
5,370,266 A * 12/1994 Woodruff 215/266 X
D357,633 S * 4/1995 Granai D9/553
D369,294 S 4/1996 Hirato
D369,557 S * 5/1996 Hiro et al. D9/558
5,542,585 A * 8/1996 Peters et al. 222/531
D376,310 S 12/1996 Crawford
D378,276 S 3/1997 Kotoucek et al.
D381,261 S 7/1997 Crawford
D395,399 S 6/1998 Crawford
D398,532 S 9/1998 Crawford

(Continued)

FOREIGN PATENT DOCUMENTS

AU 96326 4/1987

(Continued)

Primary Examiner—Carol Rademaker
(74) *Attorney, Agent, or Firm*—Amy M. Fernandez

(57) **CLAIM**

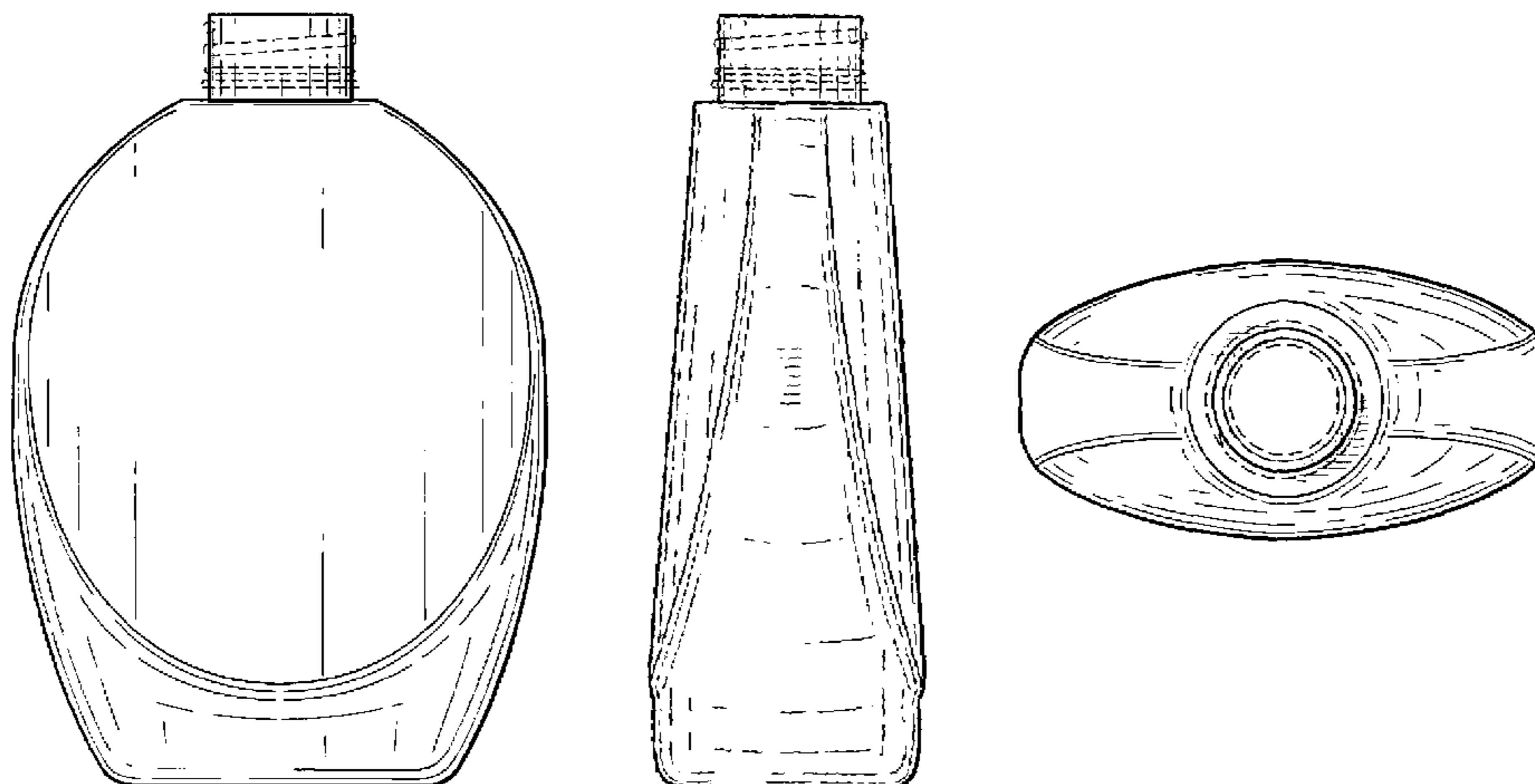
The ornamental design for a container, as shown and described.

DESCRIPTION

FIG. 1 is a perspective view of the container of my design;
FIG. 2 is a front elevational view thereof;
FIG. 3 is a rear elevational view thereof;
FIG. 4 is a left side elevational view thereof;
FIG. 5 is a right side elevational view thereof;
FIG. 6 is a top plan view thereof; and,
FIG. 7 is a bottom plan view thereof.

The broken line showing of threads and of the bottom of the container in the drawing views are included for the purpose of showing environmental structure that forms no part of the claimed design.

1 Claim, 6 Drawing Sheets



US D587,591 S

Page 2

U.S. PATENT DOCUMENTS

D406,066 S	2/1999	Crawford	
D413,807 S *	9/1999	Mikla	D9/542
D414,103 S	9/1999	Crawford	
D414,117 S	9/1999	Mikla	
D416,805 S	11/1999	Mikla	
D421,215 S	2/2000	Crawford	
D423,368 S	4/2000	Crawford	
D433,623 S	11/2000	Crawford	
D433,637 S	11/2000	Hailey et al.	
D449,230 S *	10/2001	Harris et al.	D9/558
D450,247 S	11/2001	Johnson et al.	
D451,008 S *	11/2001	Crawford	D9/571
D460,348 S *	7/2002	Crawford et al.	D9/549 X
D460,686 S *	7/2002	Crawford et al.	D9/682
D480,008 S	9/2003	Maus	
D482,624 S	11/2003	Hadkte et al.	
D484,403 S	12/2003	Crawford	
D490,320 S	5/2004	Guislain	
D491,813 S	6/2004	Calello	
D503,890 S *	4/2005	Thunberg et al.	D9/550
D513,189 S	12/2005	Busa, Jr. et al.	
D514,948 S	2/2006	Busa, Jr. et al.	
D517,416 S	3/2006	Borgerson et al.	
D523,754 S *	6/2006	Williams	D9/558
D527,258 S *	8/2006	Crawford	D9/448
D538,665 S *	3/2007	Wilson et al.	D9/563 X
D564,891 S *	3/2008	Clark et al.	D9/542

D567,107 S * 4/2008 Crawford et al. D9/682

FOREIGN PATENT DOCUMENTS

AU	96327	4/1987
AU	96328	4/1987
AU	96329	4/1987
AU	99567	2/1988
AU	99958	3/1988
AU	109887	12/1990
AU	109888	12/1990
AU	139144	12/1999
AU	140220	3/2000
AU	141555	8/2000
AU	150634	2/2003
AU	151792	5/2003
AU	151837	5/2003
AU	151838	5/2003
AU	151839	5/2003
AU	151840	5/2003
AU	151841 S	5/2003
BR	MI 3600902	9/1977
BR	MI 3600903	9/1977
BR	MI 4901641	5/1990
BR	DI 5800581-1	12/1998
BR	DI 5801379-2	6/2000
BR	DI 6203612-2 F	3/2003
BR	DI 6304060-3 F	2/2004
FR	374674-374677	10/1994
RU	49646	12/2001
WO	DM/050324	3/2000
WO	DM/063943	8/2003

* cited by examiner

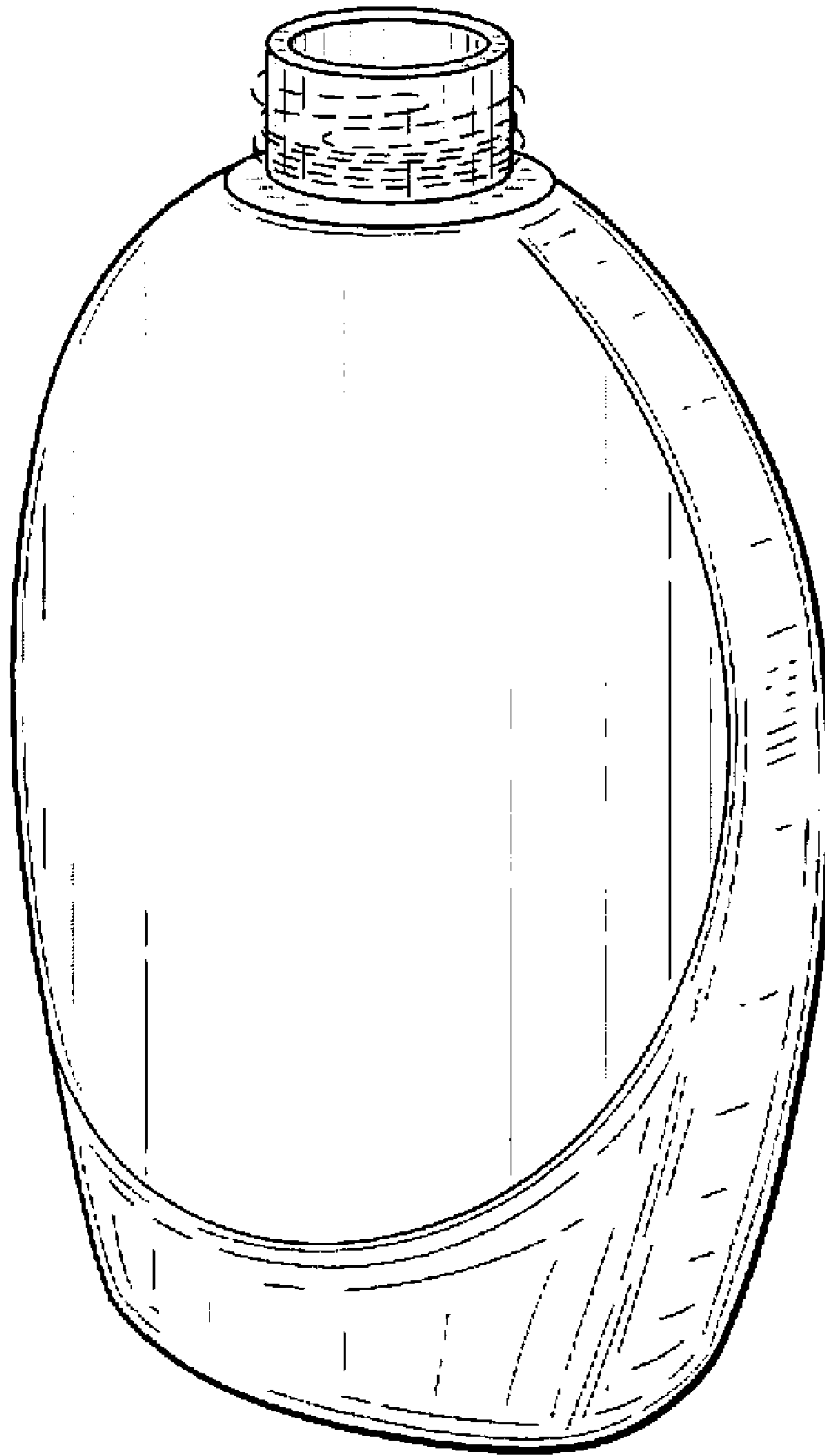


FIG. 1

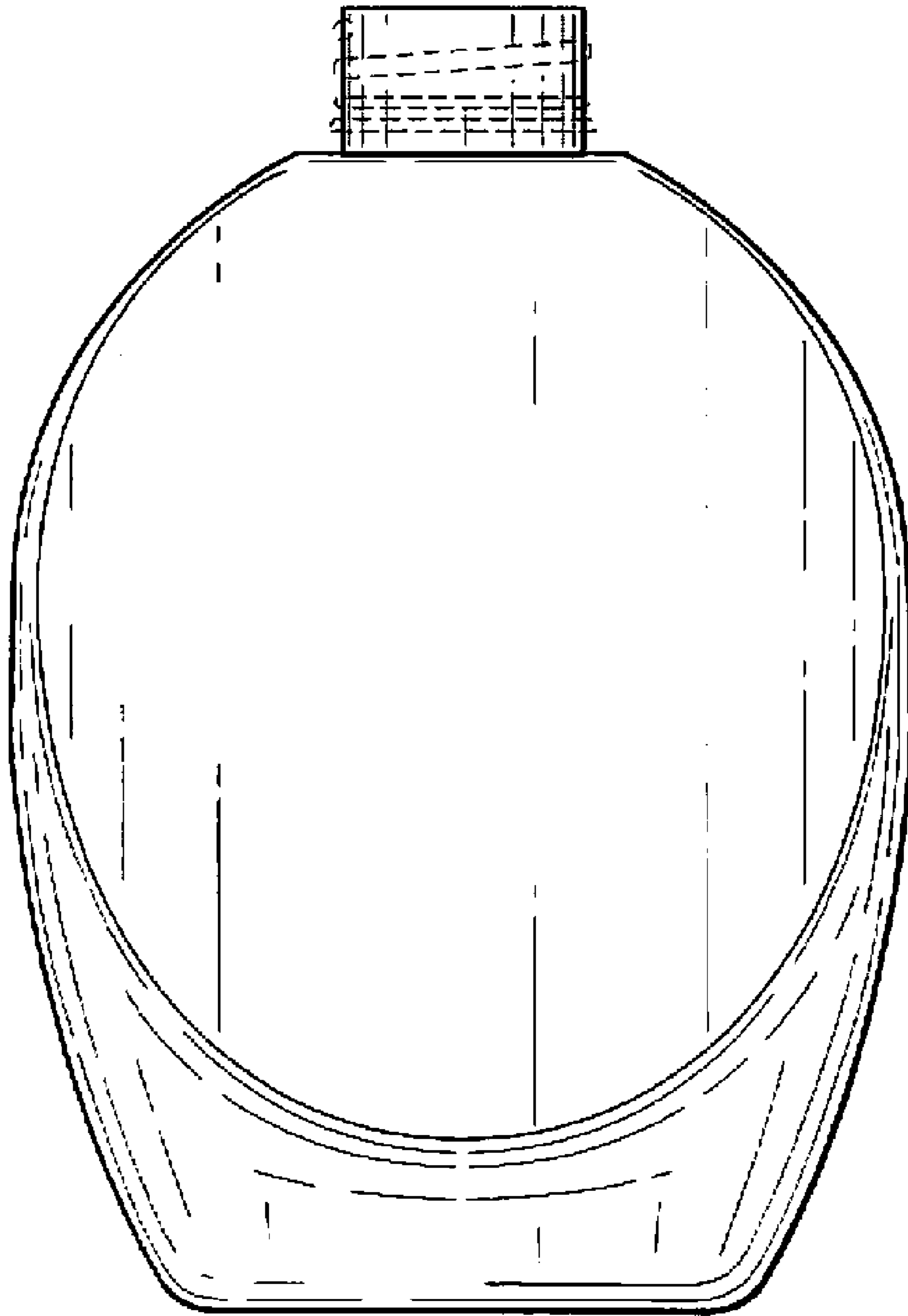


FIG. 2

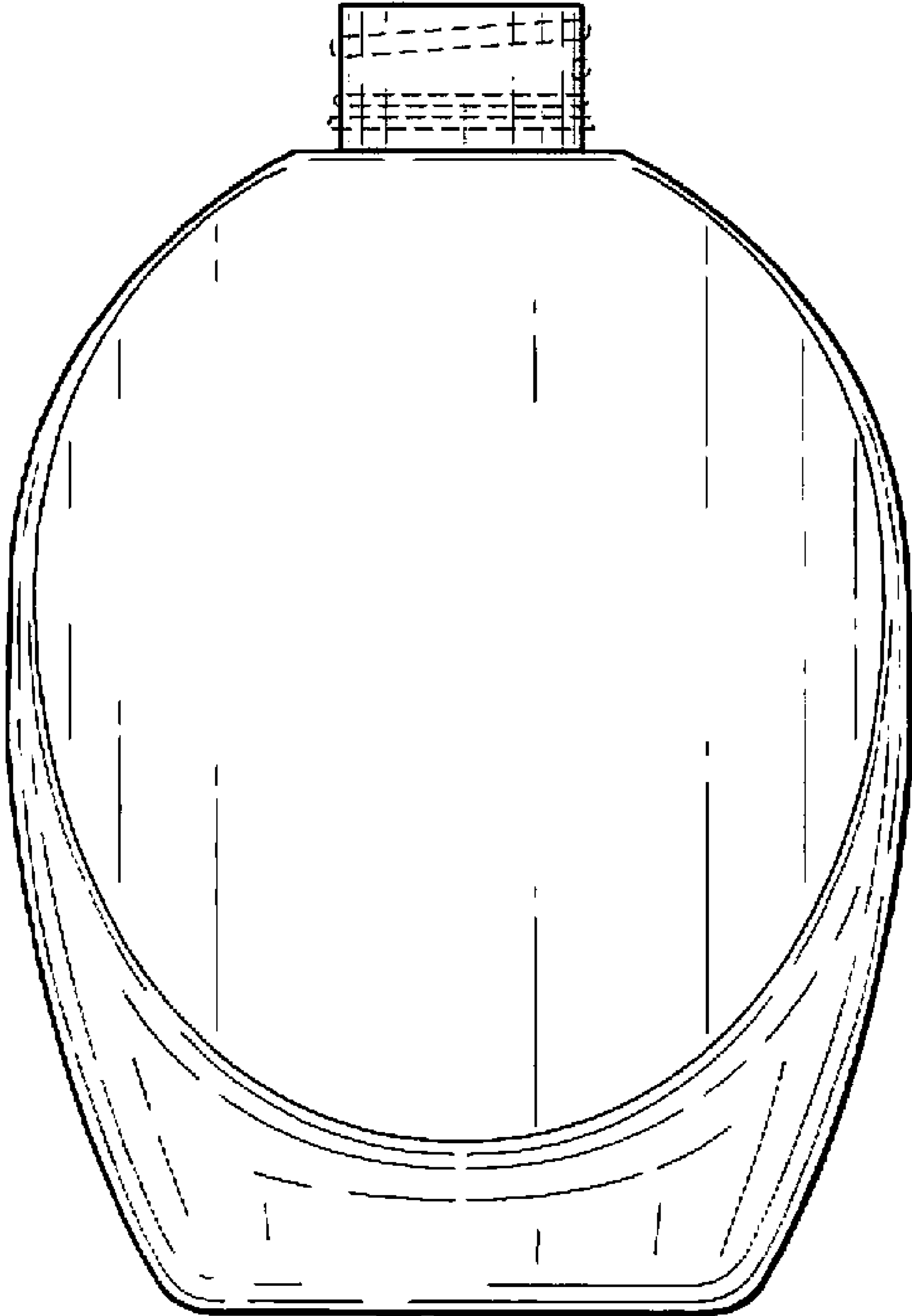


FIG. 3

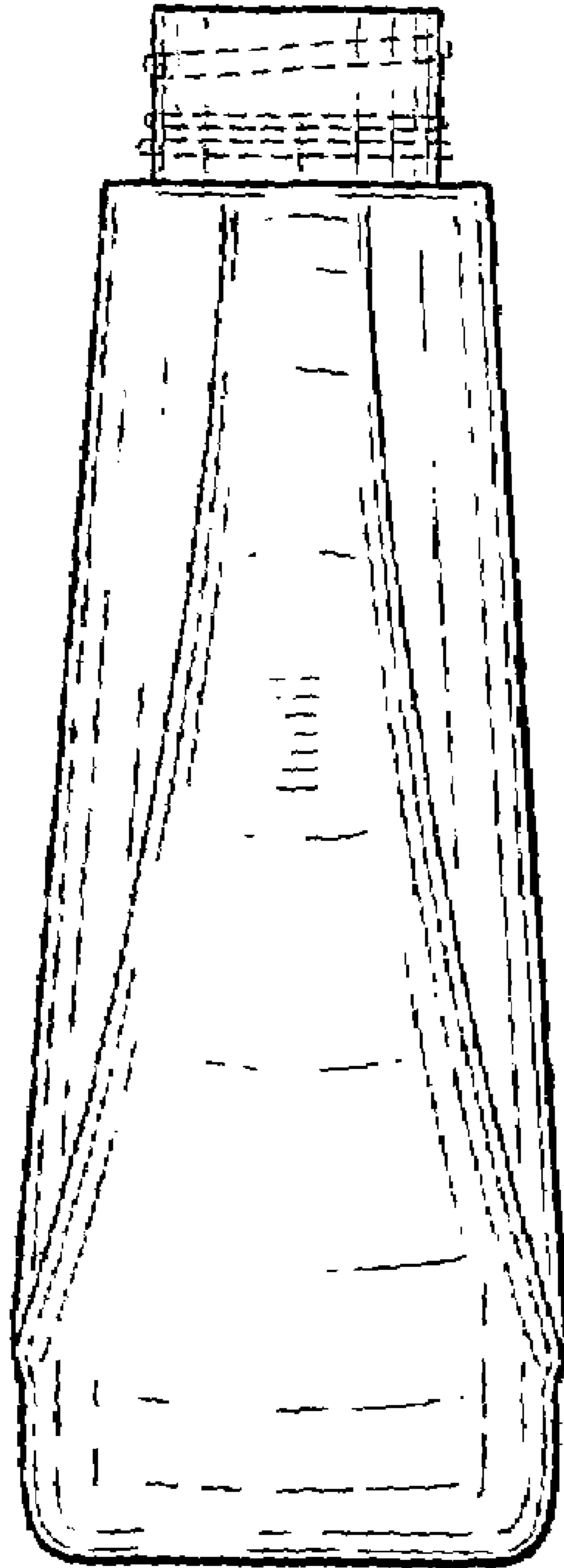


FIG. 4

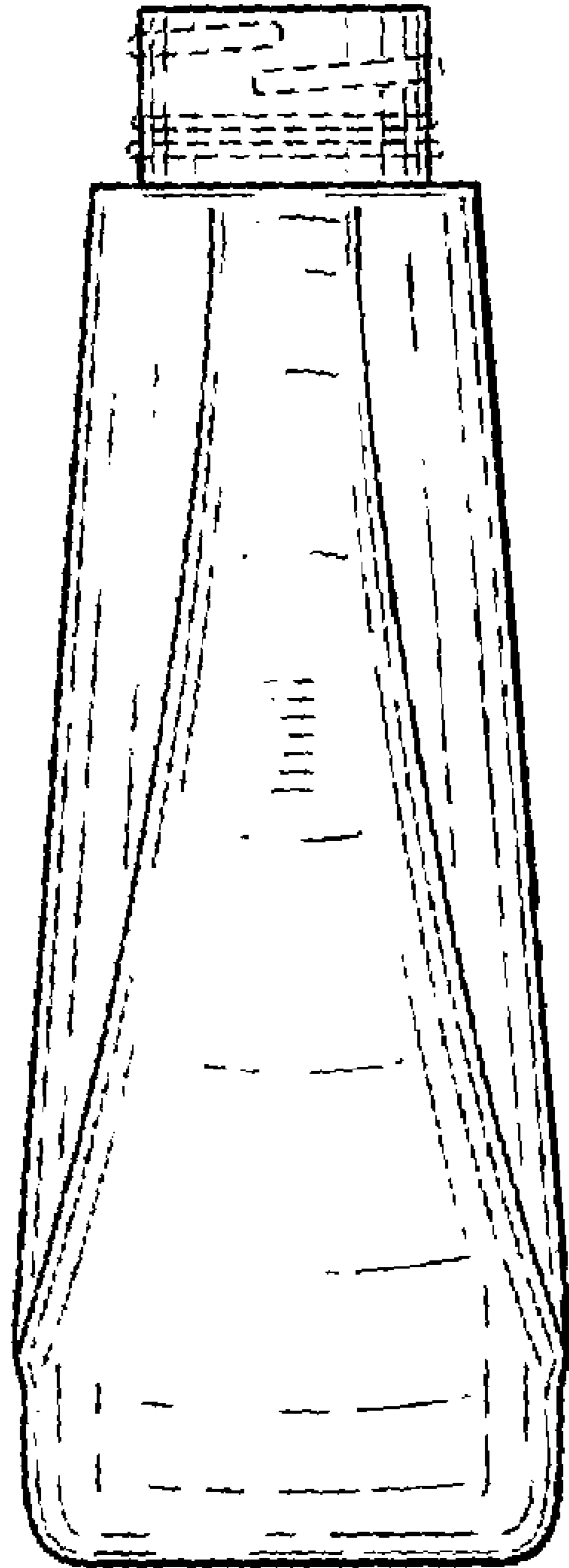


FIG. 5

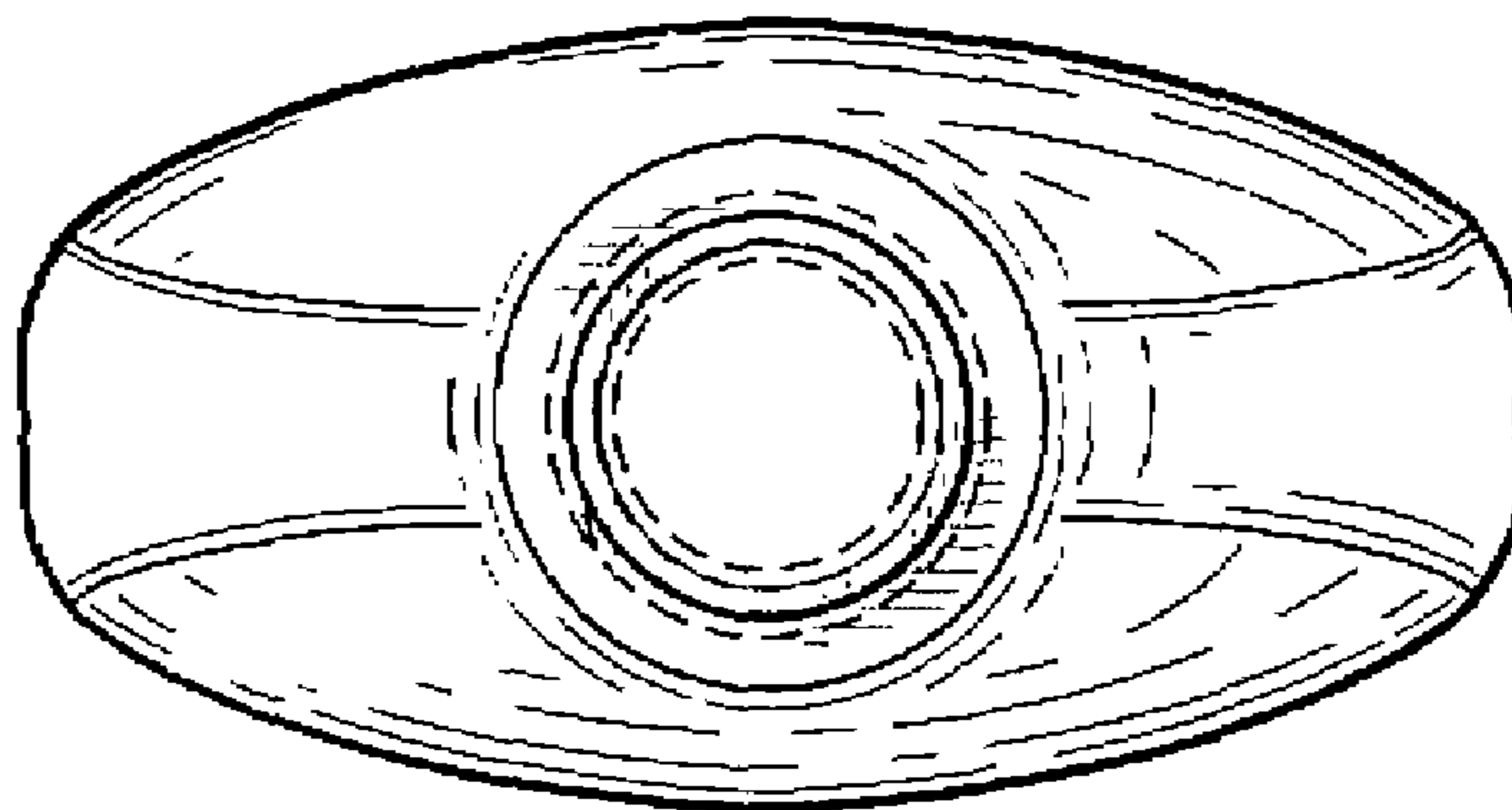


FIG. 6




FIG. 7