



US00D587585S

(12) **United States Design Patent**
Snyder

(10) **Patent No.:** **US D587,585 S**
(45) **Date of Patent:** **** Mar. 3, 2009**

(54) **OVAL BOTTLE**

(75) Inventor: **David A. Snyder**, West Chicago, IL (US)

(73) Assignee: **Kranson Industries, Inc.**, Clarendon Hills, IL (US)

(**) Term: **14 Years**

(21) Appl. No.: **29/265,160**

(22) Filed: **Aug. 24, 2006**

(51) **LOC (9) Cl.** **09-01**

(52) **U.S. Cl.** **D9/523; D9/550; D9/552; D9/571**

(58) **Field of Classification Search** D9/685,
D9/516, 522, 523, 530, 542-543, 549, 550,
D9/552, 563, 565, 571, 574-575; 215/382-384,
215/396, 398

See application file for complete search history.

(56) **References Cited**

U.S. PATENT DOCUMENTS

- D117,295 S * 10/1939 Smith D9/523
- D194,071 S * 11/1962 Anderson et al. D9/523
- D233,414 S * 10/1974 Avolio D9/549 X
- D277,363 S * 1/1985 Drummond, Jr. et al. D9/522
- D295,373 S * 4/1988 Saunders D9/523 X
- D301,306 S * 5/1989 Beaver D9/523
- D320,345 S * 10/1991 Hamly et al. D9/523
- 5,115,946 A * 5/1992 Libit 222/212 X
- D356,036 S * 3/1995 Hoyt D9/575 X
- D383,391 S * 9/1997 Beaver D9/543 X
- D387,669 S * 12/1997 Beaver D9/523
- D388,708 S * 1/1998 Monaghan D9/523
- D446,726 S * 8/2001 Hall et al. D9/522
- D454,308 S * 3/2002 Scheida D9/523
- D501,637 S * 2/2005 Miller et al. D9/563
- D510,870 S * 10/2005 Kelly et al. D9/523
- D514,941 S * 2/2006 Darr et al. D9/523 X

- D543,852 S * 6/2007 Warren D9/563 X
- D571,216 S * 6/2008 Christian et al. D9/523

* cited by examiner

Primary Examiner—Carol Rademaker

(74) *Attorney, Agent, or Firm*—H. Frederick Rusche; Husch Blackwell Sanders LLP

(57) **CLAIM**

The ornamental design for an oval bottle, as shown and described.

DESCRIPTION

FIG. 1 is a perspective view of a bottle showing a first embodiment of my new design;

FIG. 2 is a front view thereof;

FIG. 3 is a rear view thereof;

FIG. 4 is a left side view thereof;

FIG. 5 is a right side view thereof;

FIG. 6 is a top view thereof; and

FIG. 7 is a bottom view thereof.

FIG. 8 is a perspective view of a bottle showing a second embodiment of my new design;

FIG. 9 is a front view thereof;

FIG. 10 is a rear view thereof;

FIG. 11 is a left side view thereof;

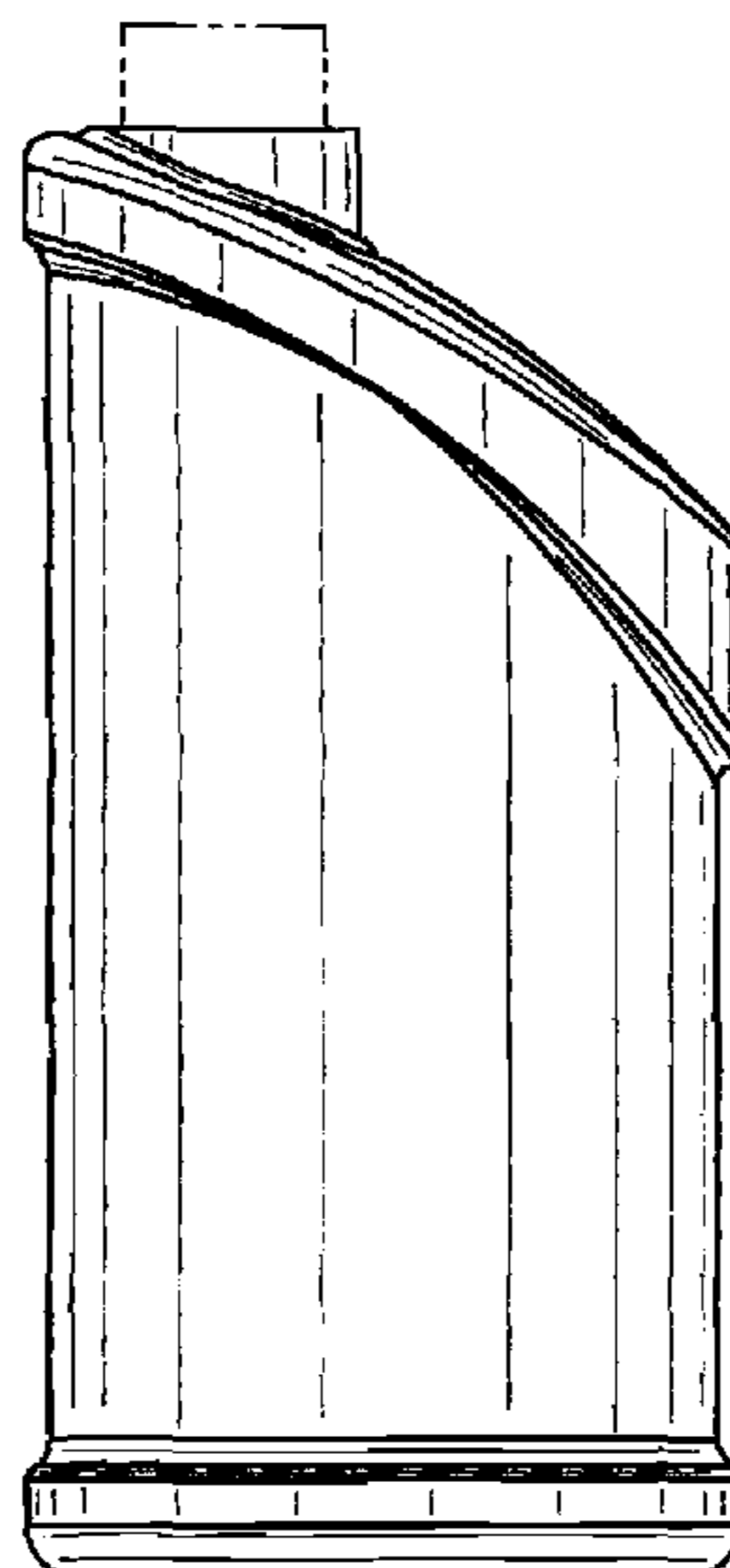
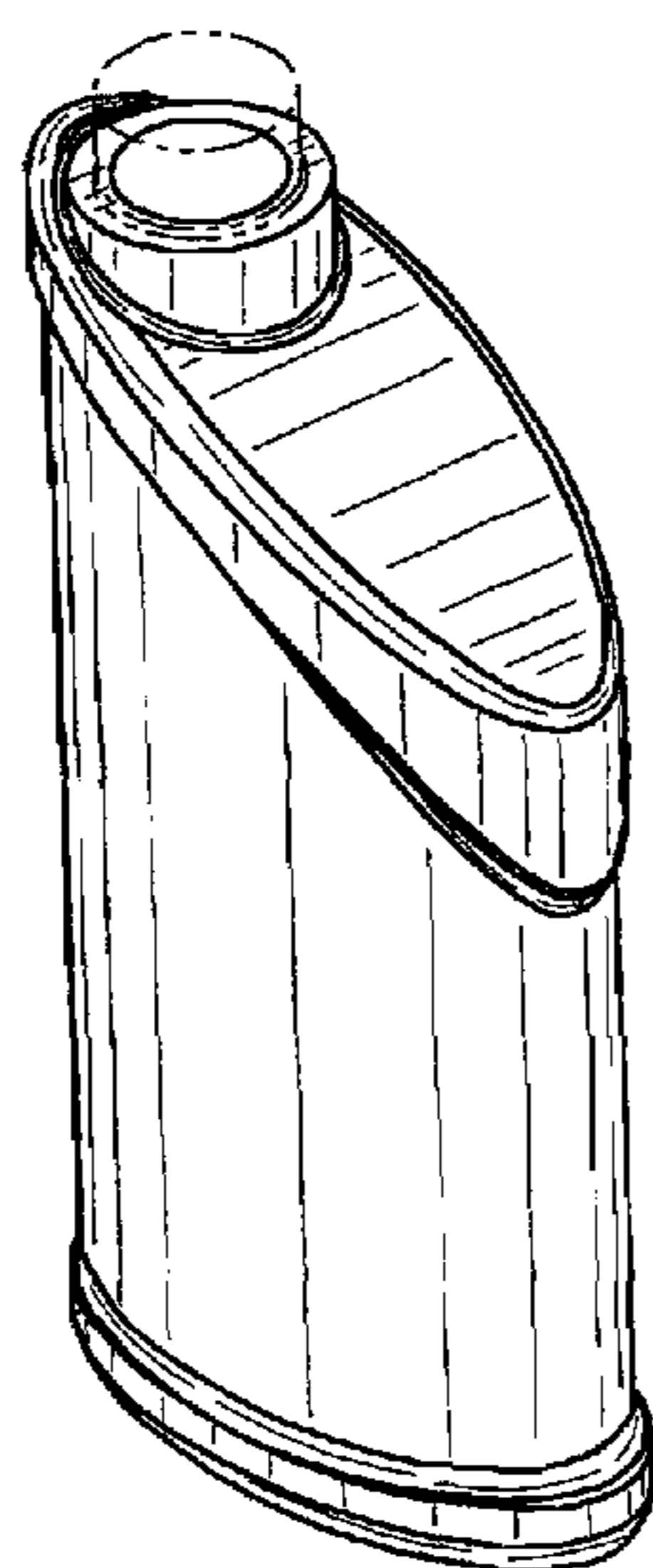
FIG. 12 is a right side view thereof;

FIG. 13 is a top view thereof; and,

FIG. 14 is a bottom view thereof.

The portion of the pour spout shown in broken lines in the drawing views is included for the purpose of showing environmental structure that forms no part of the claimed design.

1 Claim, 6 Drawing Sheets






FIG. 2




FIG. 1

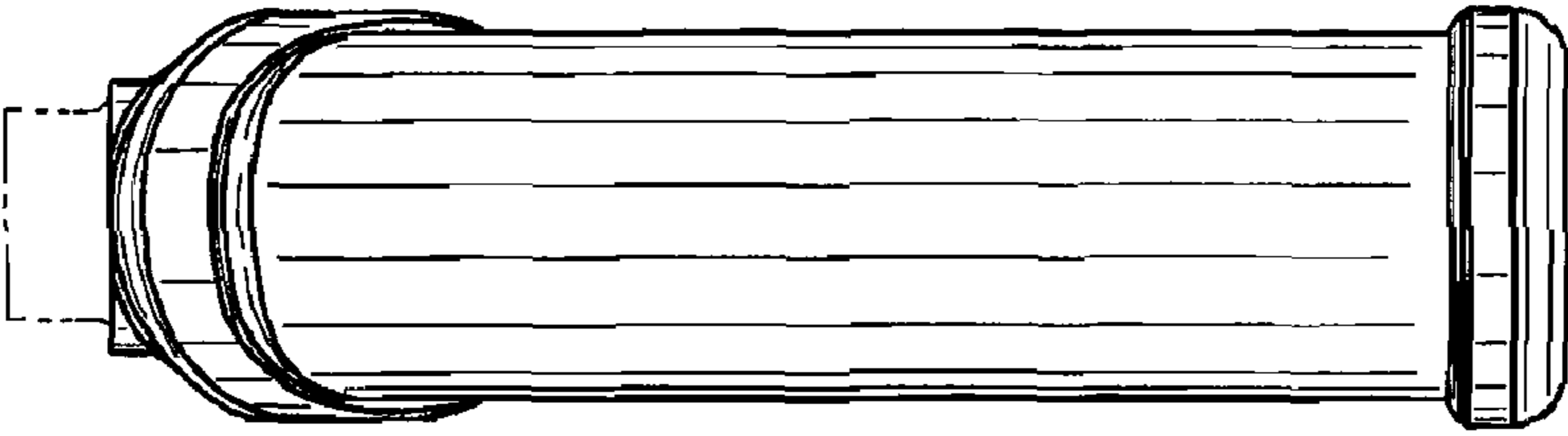


FIG. 4




FIG. 3

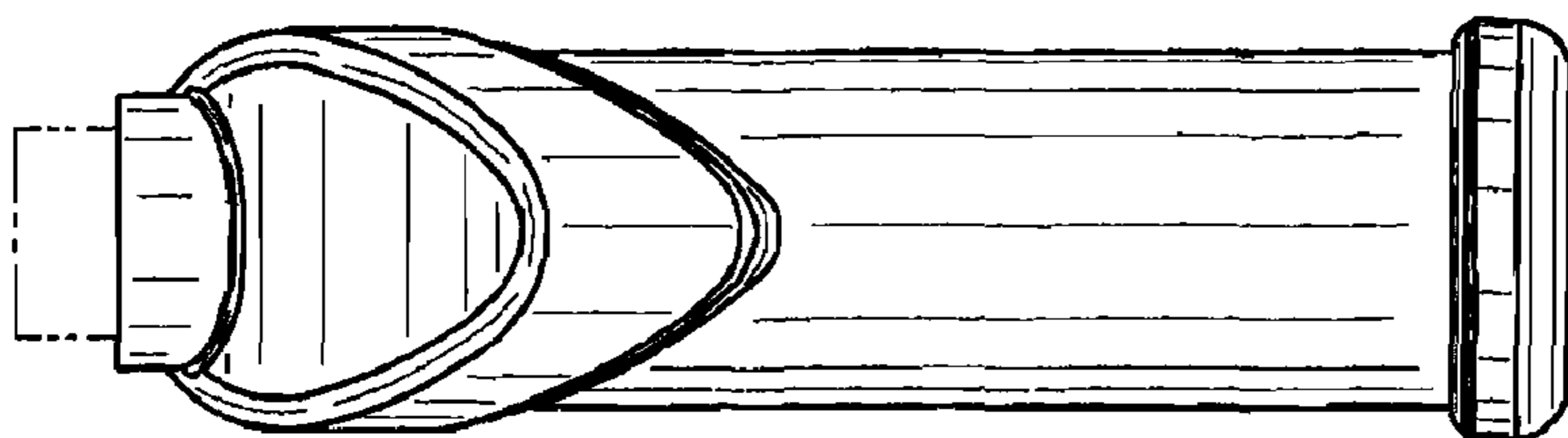


FIG. 5

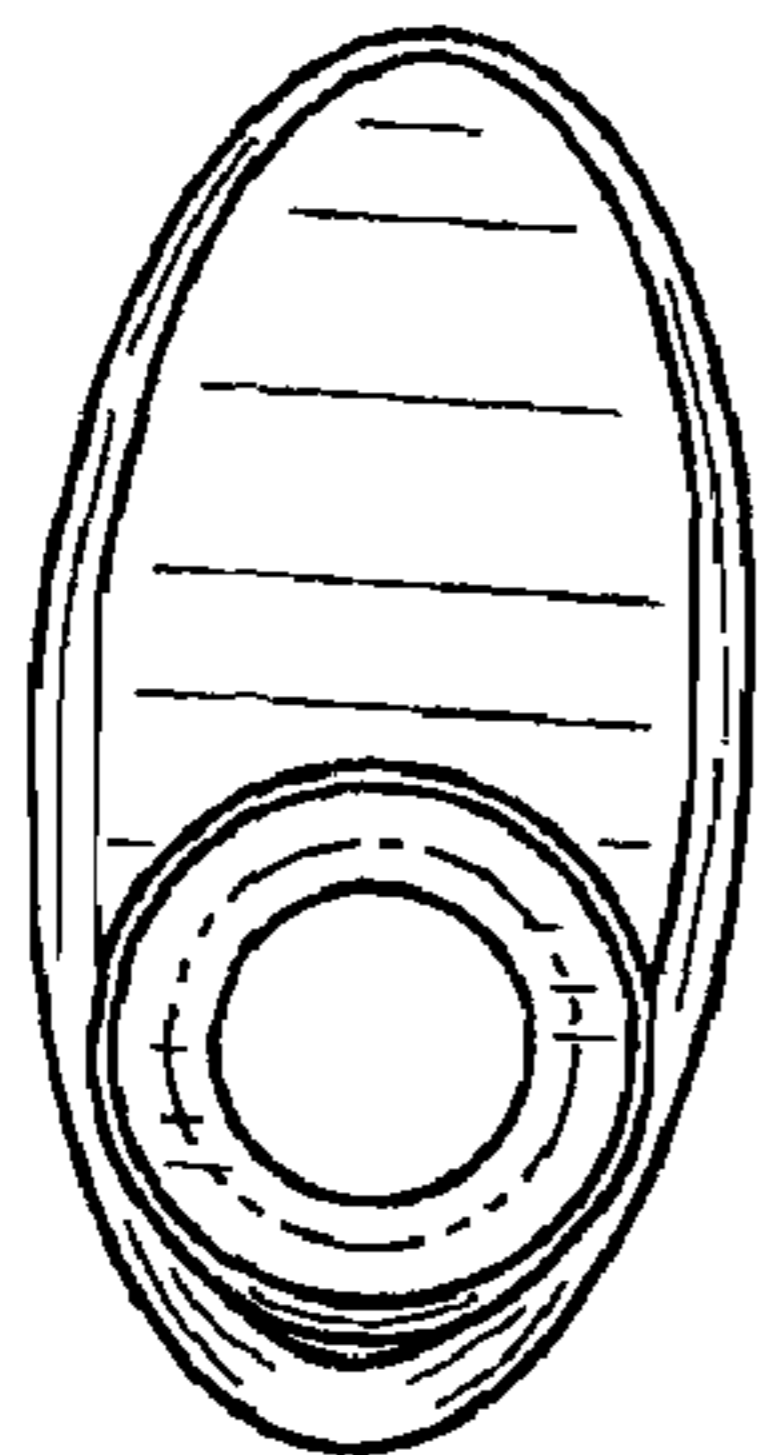


FIG. 6

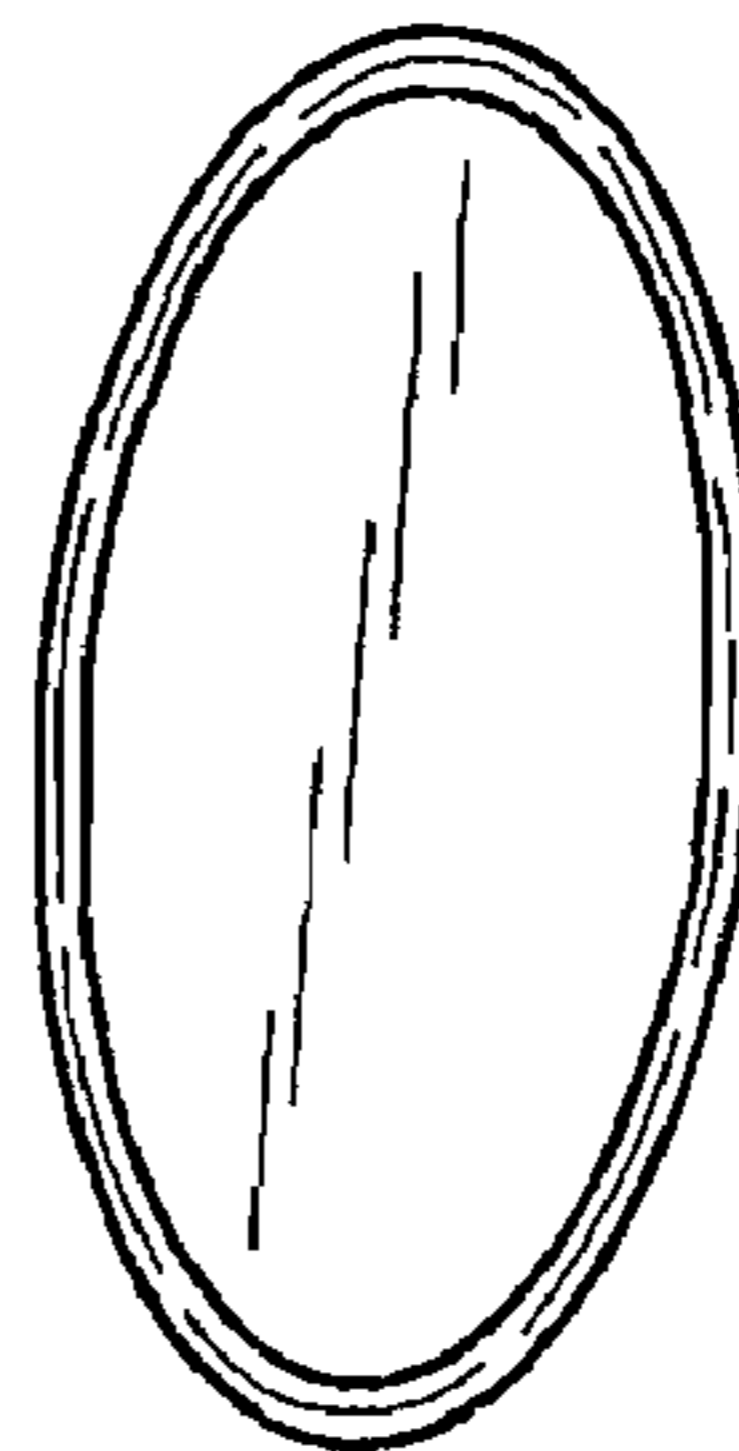


FIG. 7




FIG. 8




FIG. 9




FIG. 11




FIG. 10

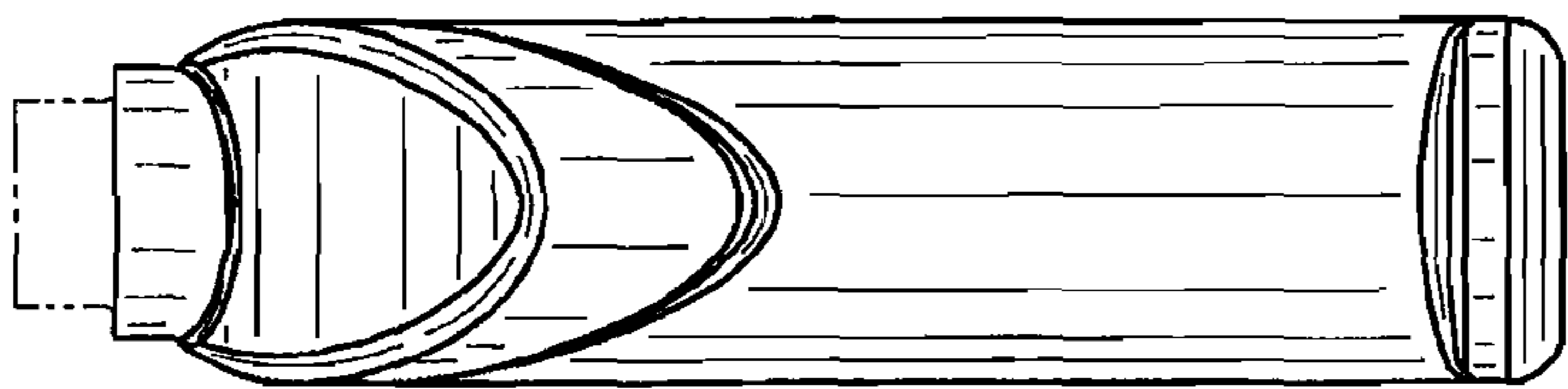


FIG. 12

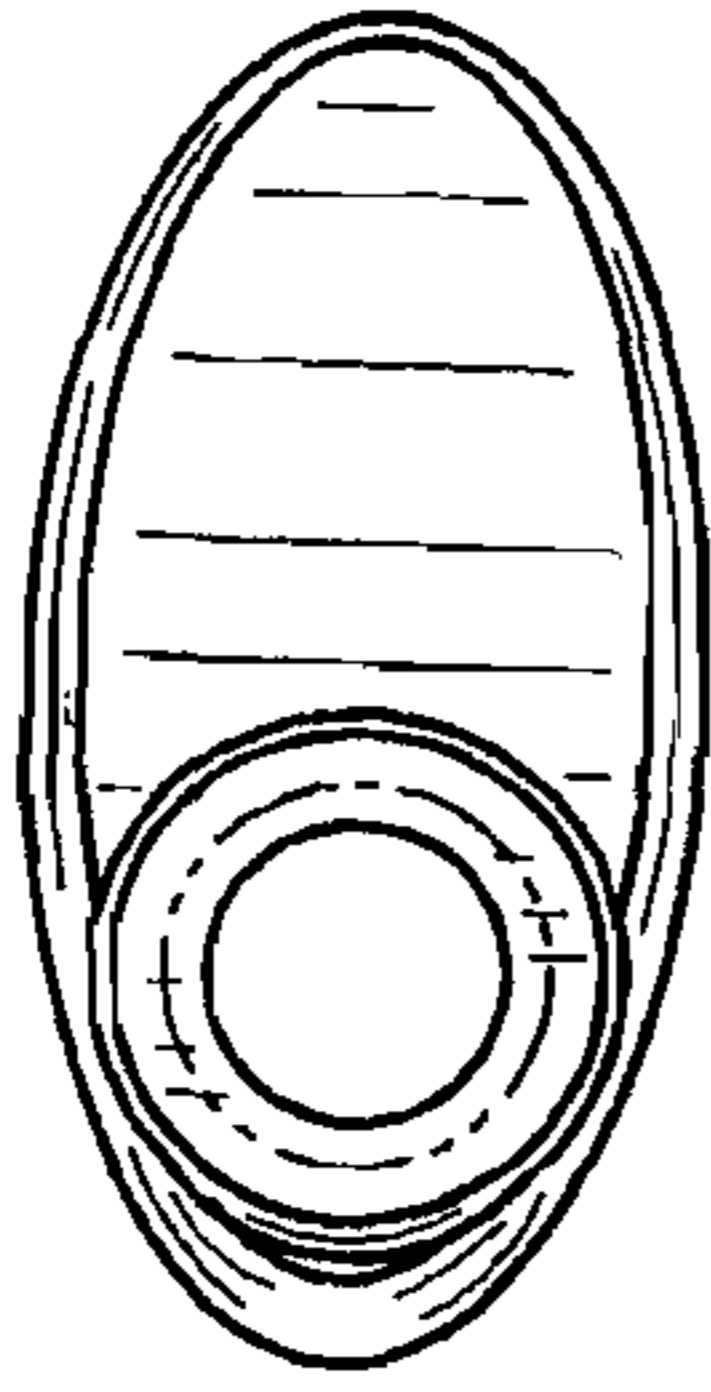


FIG. 13

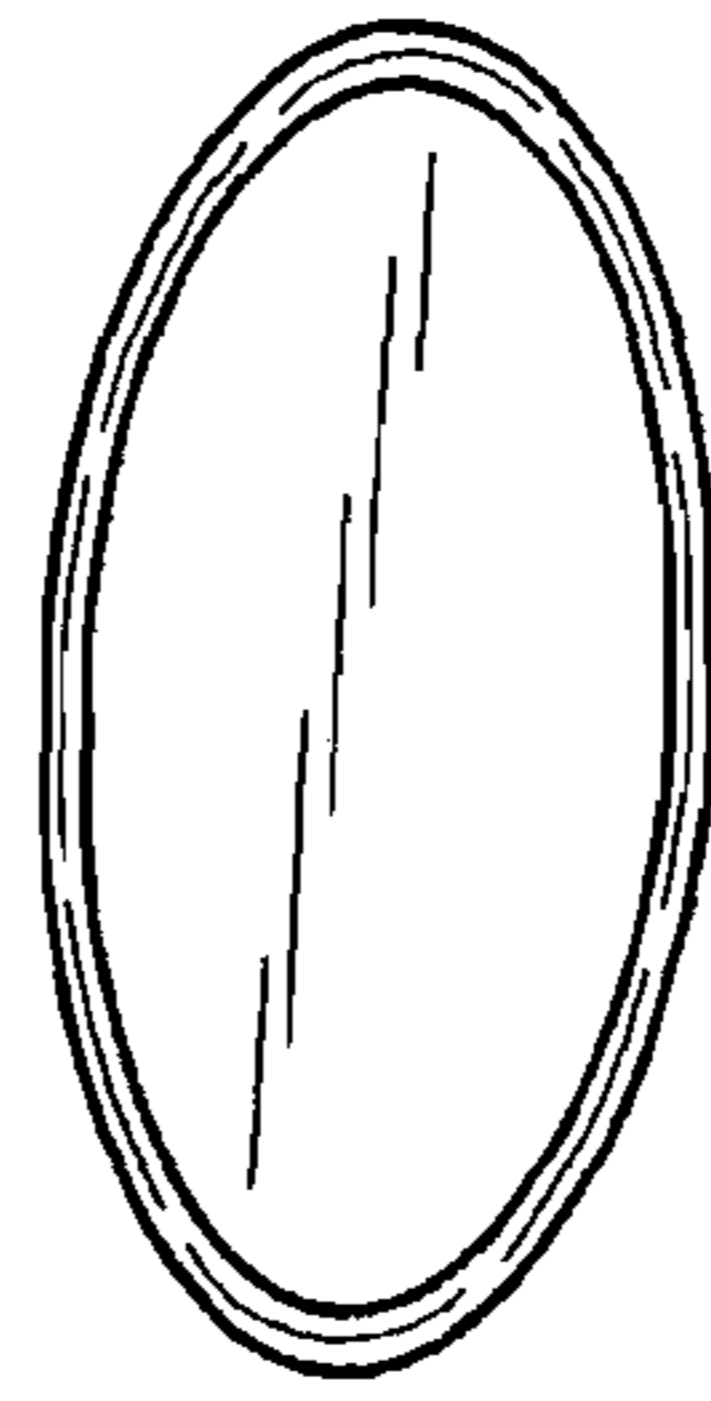


FIG. 14