



US00D587548S

(12) **United States Design Patent**  
**O'Toole**

(10) **Patent No.:** **US D587,548 S**  
(45) **Date of Patent:** **\*\* Mar. 3, 2009**

(54) **FENCE POST DRIVER**  
(75) Inventor: **Lawrence O'Toole**, Raworth (AU)  
(73) Assignee: **Onesteel Wire PTY Limited**, Sydney (AU)

5,020,605 A \* 6/1991 Leishman ..... 173/1  
5,029,651 A \* 7/1991 Ubbink ..... 173/90  
5,042,591 A \* 8/1991 Hull ..... 173/91  
5,495,878 A \* 3/1996 McKenen, Jr. .... 173/90  
2007/0181320 A1\* 8/2007 Mason ..... 173/90

\* cited by examiner

(\*\*) Term: **14 Years**

*Primary Examiner*—Philip S Hyder

(21) Appl. No.: **29/299,081**

(74) *Attorney, Agent, or Firm*—Marshall, Gerstein & Borun LLP

(22) Filed: **Dec. 19, 2007**

(57) **CLAIM**

(30) **Foreign Application Priority Data**

The ornamental design for a fence post driver, as shown.

Jul. 9, 2007 (AU) ..... 18765/2007

**DESCRIPTION**

(51) **LOC (9) Cl.** ..... **08-05**

FIG. 1 is a perspective view, from below, of one embodiment of a fence post driver that has the design.

(52) **U.S. Cl.** ..... **D8/75; D8/14**

FIG. 2 is another perspective view, from above, of the fence post driver of FIG. 1.

(58) **Field of Classification Search** ..... D8/14,  
D8/75; 173/90, 91, 1, 30; 81/20, 27; 254/26 R,  
254/104

FIG. 3 is a top plan view of the fence post driver of FIG. 1. The bottom plan view is a mirror image of this view.

See application file for complete search history.

FIG. 4 is a side view of the fence post driver of FIG. 1.

(56) **References Cited**

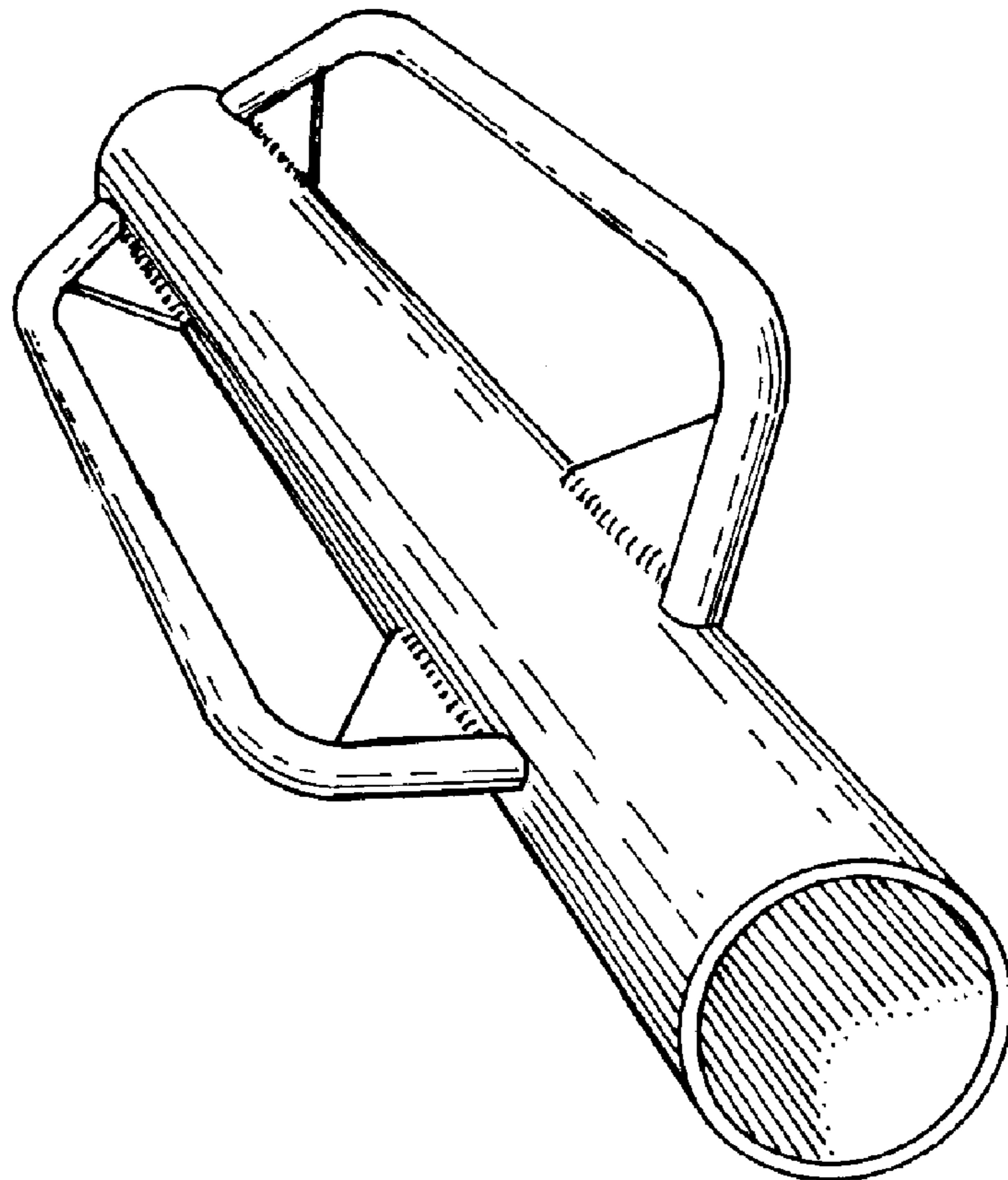
**U.S. PATENT DOCUMENTS**

2,098,146 A \* 11/1937 Hunt ..... 173/126  
2,282,049 A \* 5/1942 Haggart, Jr. .... 405/244  
2,690,055 A \* 9/1954 Lundgren et al. .... 405/232  
2,998,087 A \* 8/1961 Iddings ..... 173/102  
D272,798 S \* 2/1984 York ..... D8/1

FIG. 5 is a top plan view of a second embodiment of a fence post driver that has the design. The bottom plan view is a mirror image of this view; and,

FIG. 6 is a side view of the fence post driver of FIG. 5.

**1 Claim, 3 Drawing Sheets**



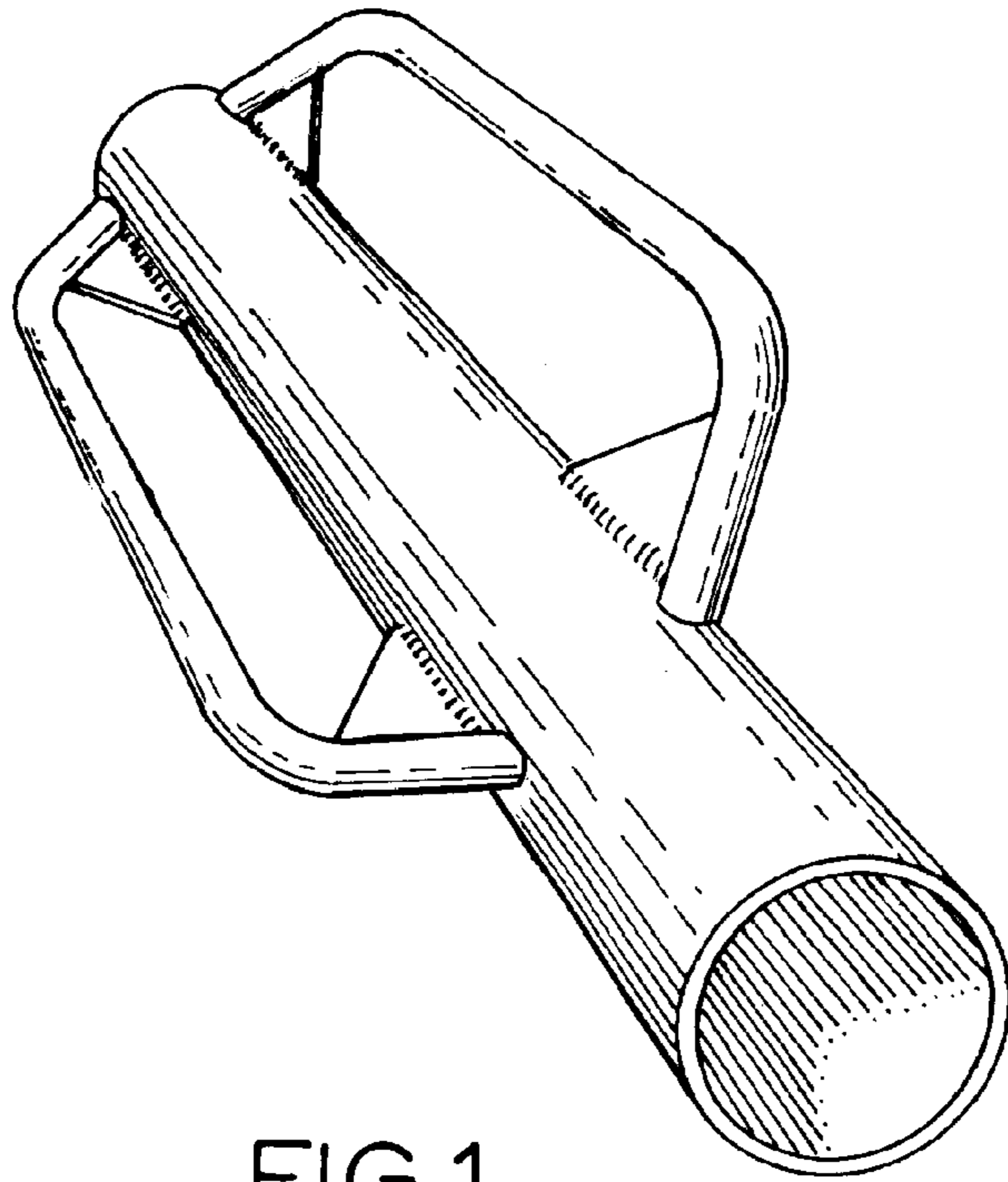


FIG. 1

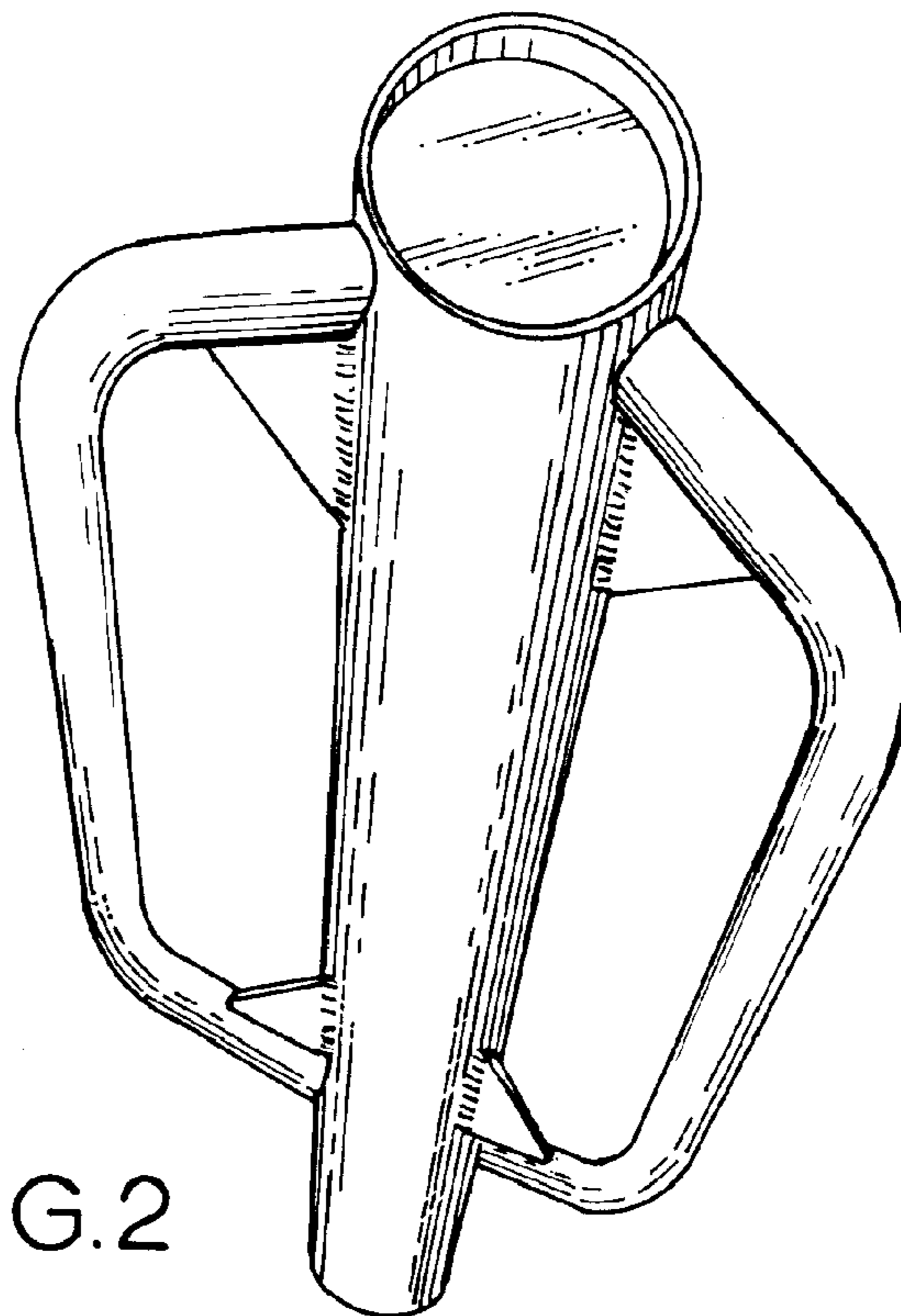


FIG. 2

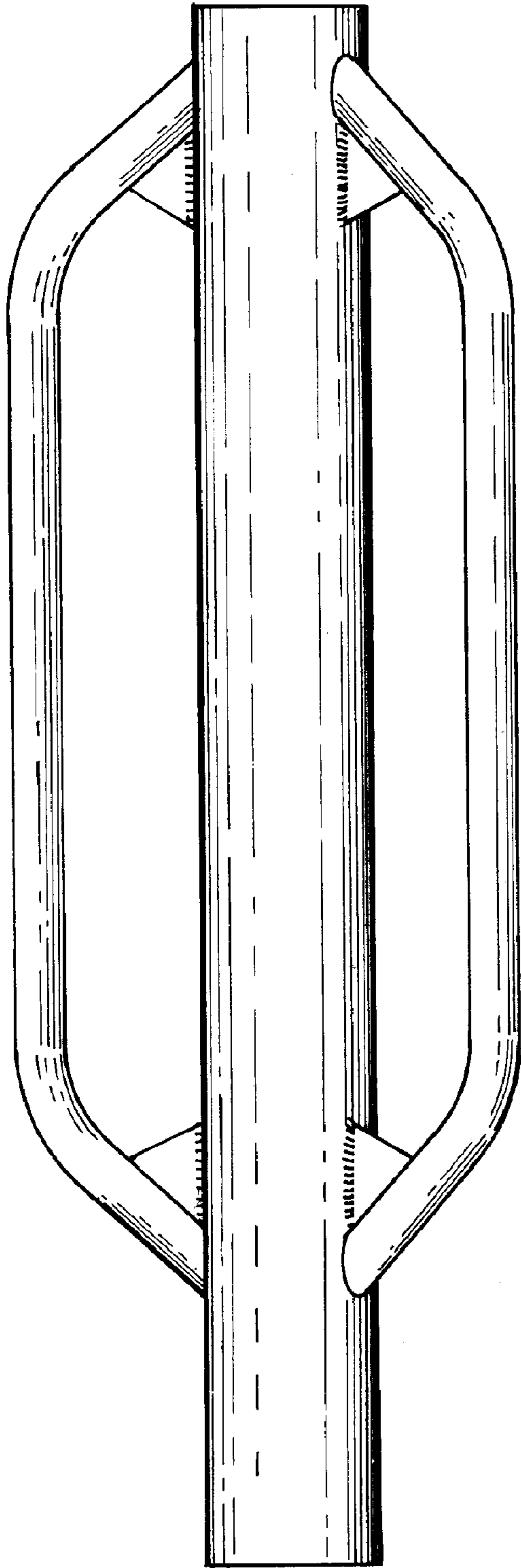


FIG. 4




FIG. 3

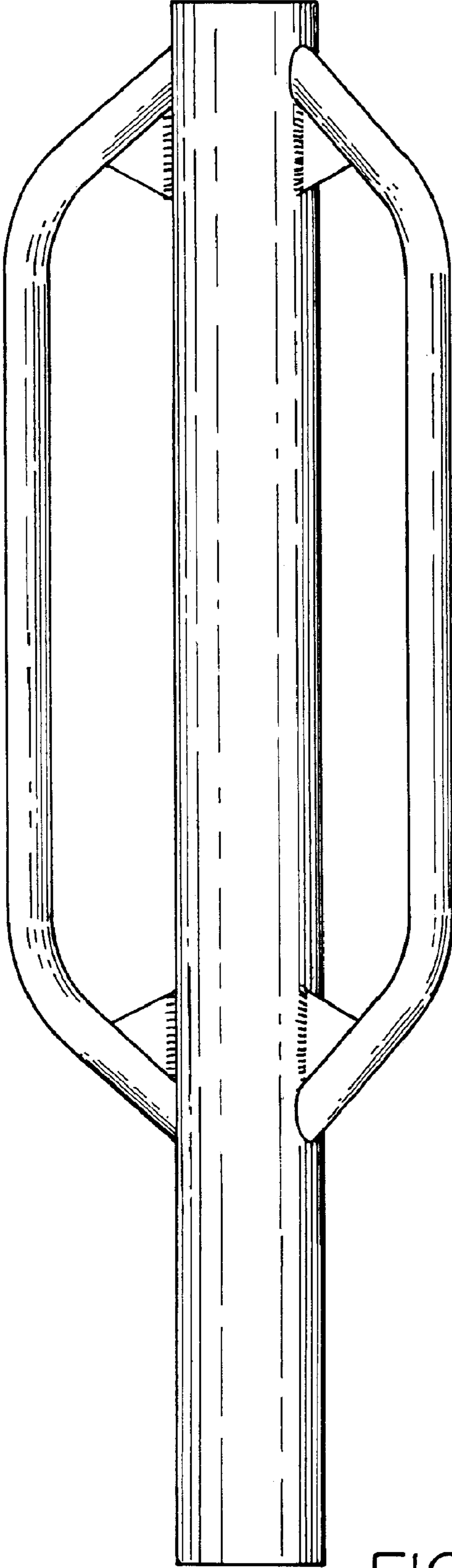


FIG. 6




FIG. 5