



US00D587531S

(12) **United States Design Patent**  
**Sarniak, III**

(10) **Patent No.:** **US D587,531 S**  
(45) **Date of Patent:** **\*\* Mar. 3, 2009**

(54) **PLATE**

D485,128 S \* 1/2004 Ayers et al. .... D7/586  
D495,563 S \* 9/2004 Winde-Liu .... D7/566

(76) Inventor: **Theodore Sarniak, III**, 130 Oakford Rd., Jeanette, PA (US) 15644

\* cited by examiner

(\*\*) Term: **14 Years**

*Primary Examiner*—Ian Simmons  
*Assistant Examiner*—Anna J Burmeister

(21) Appl. No.: **29/265,663**

(74) *Attorney, Agent, or Firm*—Thompson Hine LLP

(22) Filed: **Sep. 6, 2006**

(57) **CLAIM**

(51) **LOC (9) Cl.** ..... **07-01**

The ornamental design for a plate, as shown and described.

(52) **U.S. Cl.** ..... **D7/584**

(58) **Field of Classification Search** ..... D7/500,  
D7/543–549, 550.1, 552.1, 544.1–554.4,  
D7/553.7, 566, 570, 584, 586–587; 220/23.4,  
220/23.8, 23.83, 575, 737  
See application file for complete search history.

**DESCRIPTION**

FIG. 1 is a top and front perspective view of a plate showing my new design;

FIG. 2 is a top plan view thereof;

FIG. 3 is a side elevational view thereof;

FIG. 4 is a bottom and front perspective view thereof; and,

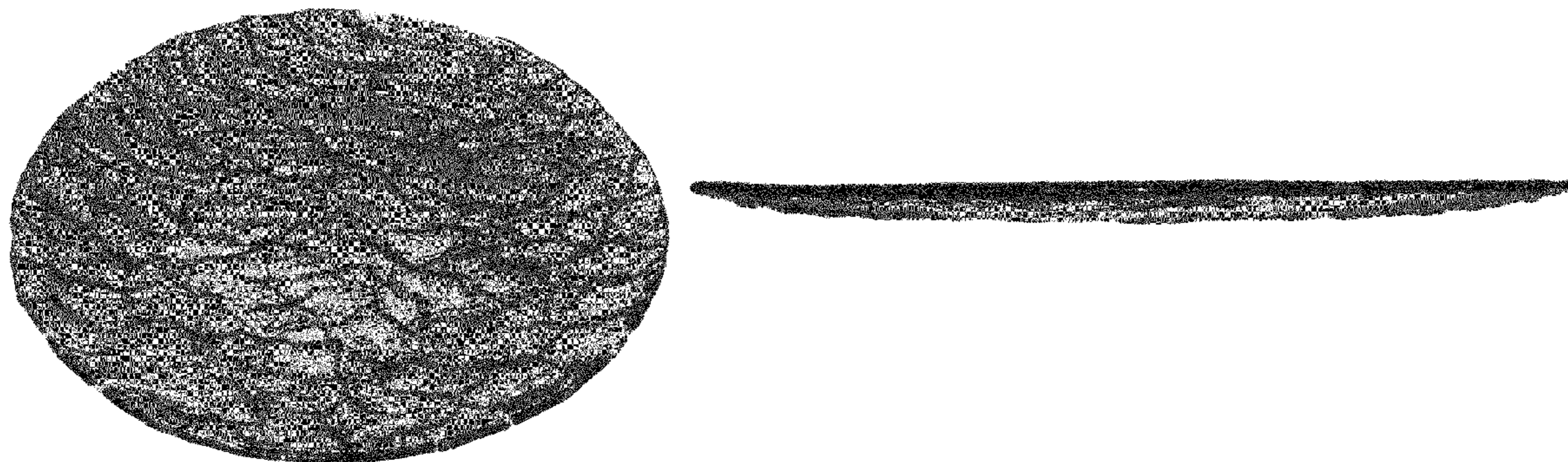
FIG. 5 is a bottom plan view thereof, shown at an enlarged scale.

(56) **References Cited**


**U.S. PATENT DOCUMENTS**

2,178,274 A \* 10/1939 Ratner ..... 220/574  
2,795,942 A \* 6/1957 Harris ..... 220/574  
3,190,486 A \* 6/1965 Rech ..... 220/574


**1 Claim, 5 Drawing Sheets**



**Fig. 1**




**Fig. 2**



**Fig. 3**



**Fig. 4**



**Fig. 5**

