



US00D587530S

(12) **United States Design Patent**
Sarniak, III

(10) **Patent No.:** **US D587,530 S**
(45) **Date of Patent:** **** Mar. 3, 2009**

(54) **BOWL**

D553,913 S * 10/2007 Jackson D7/587

(76) **Inventor:** **Theodore Sarniak, III**, 130 Oakford Rd., Jeanette, PA (US) 15644

* cited by examiner

(**) **Term:** **14 Years**

Primary Examiner—Ian Simmons

Assistant Examiner—Anna J Burmeister

(21) **Appl. No.:** **29/265,658**

(74) *Attorney, Agent, or Firm*—Thompson Hine LLP

(22) **Filed:** **Sep. 6, 2006**

(57) **CLAIM**

The ornamental design for a bowl, as shown and described.

(51) **LOC (9) Cl.** **07-01**

(52) **U.S. Cl.** **D7/584**

(58) **Field of Classification Search** D7/500,
D7/543–549, 550.1, 552.1, 544.1–554.4,
D7/553.7, 566, 570, 584, 586–587; 220/23.4,
220/23.8, 23.83, 575, 737

DESCRIPTION

FIG. 1 is a top and front perspective view of a bowl showing my new design;

FIG. 2 is a top plan view thereof;

FIG. 3 is a side elevational view thereof;

FIG. 4 is a bottom plan view thereof; and,

FIG. 5 is a bottom plan view thereof, shown at an enlarged scale.

See application file for complete search history.

The circular feature shown at the center of the bowl in FIGS. 2, 4 and 5 is associated with the manufacture of the bowl and forms no part of the claimed design.

(56) **References Cited**

U.S. PATENT DOCUMENTS

D485,128 S *	1/2004	Ayers et al.	D7/586
D495,563 S *	9/2004	Winde-Liu	D7/566
D501,364 S *	2/2005	Tranfaglia et al.	D7/543
D536,928 S *	2/2007	Kearney et al.	D7/505
D548,529 S *	8/2007	Wasserman et al.	D7/545

1 Claim, 5 Drawing Sheets

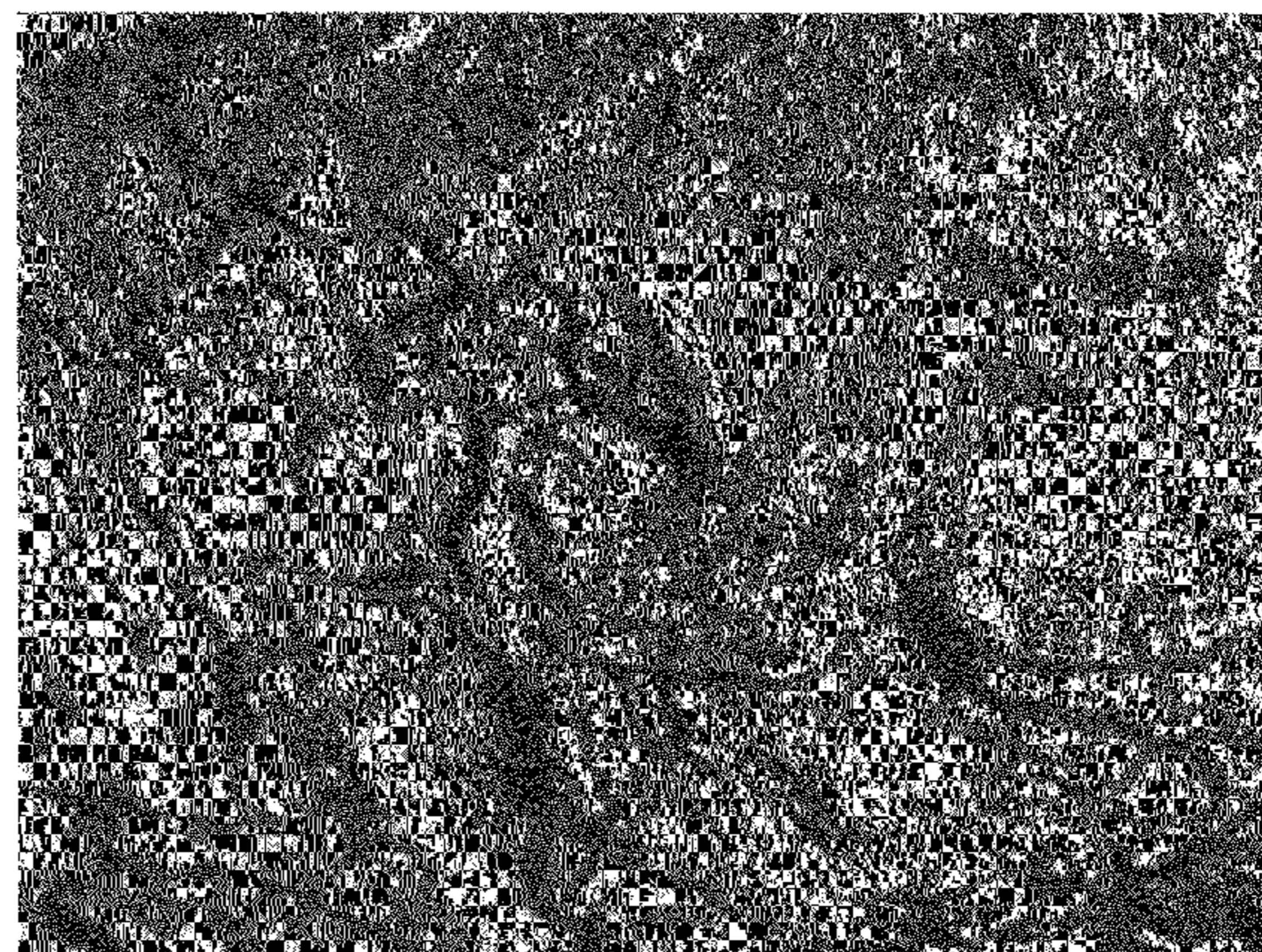



Fig. 1




Fig. 2



Fig. 3

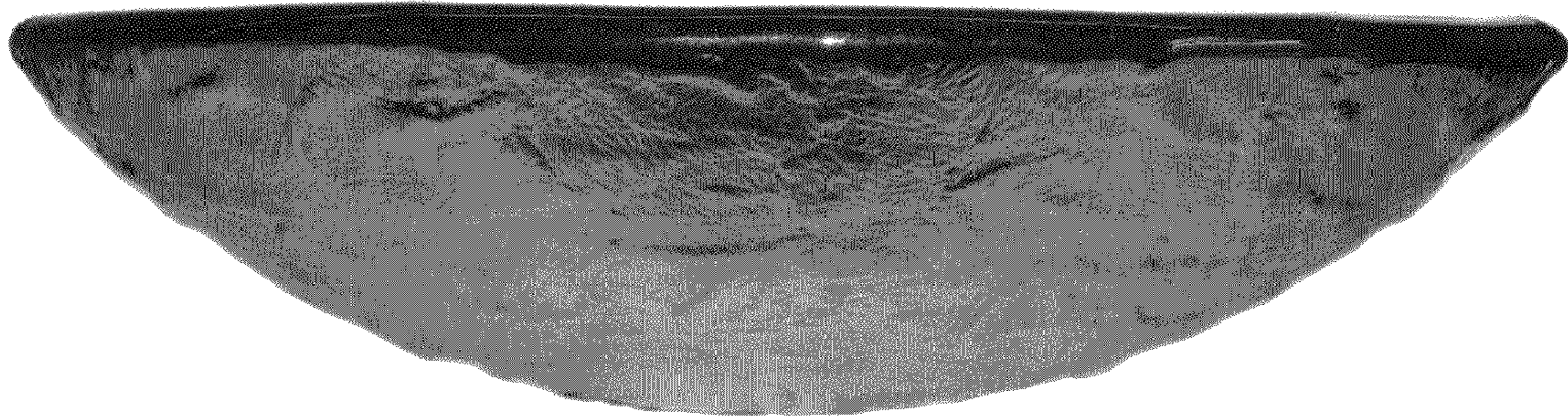


Fig. 4



Fig. 5

