



US00D587529S

(12) **United States Design Patent**
Pratt

(10) **Patent No.:** **US D587,529 S**
(45) **Date of Patent:** **** Mar. 3, 2009**

(54) **FOOD SERVING TRAY**

(76) **Inventor:** **Richard Jeffery Pratt**, 12635 E. Jenan Dr., Scottsdale, AZ (US) 85259

(**) **Term:** **14 Years**

(21) **Appl. No.:** **29/288,039**

(22) **Filed:** **May 28, 2007**

(51) **LOC (9) Cl.** **07-01**

(52) **U.S. Cl.** **D7/555; D7/553.8**

(58) **Field of Classification Search** D7/555,
D7/500, 550.1, 553.1, 553.6, 553.7, 553.8,
D7/554.1, 554.2, 554.4, 357, 584; D24/227;
D28/61, 73; D3/313; D30/130; 206/561;
220/575, 737

See application file for complete search history.

(56) **References Cited**

U.S. PATENT DOCUMENTS

- 2,107,381 A * 2/1938 Leppke 220/23.83
- D285,638 S * 9/1986 Trivison D7/557
- D342,866 S * 1/1994 Lee D7/619.1
- 5,441,164 A * 8/1995 Beck et al. 220/575
- 5,960,982 A * 10/1999 Perlis et al. 220/574
- D432,577 S * 10/2000 Yeh D19/77

- D444,676 S * 7/2001 Murphy D7/553.6
- D483,385 S * 12/2003 Kapenekas et al. D16/135
- D486,991 S * 2/2004 Lee D7/357

* cited by examiner

Primary Examiner—Robert M Spear

Assistant Examiner—Cynthia Underwood

(74) *Attorney, Agent, or Firm*—Gregory J. Nelson

(57) **CLAIM**

I claim the ornamental design for a food serving tray, as shown and described.

DESCRIPTION

FIG. 1 is a perspective view of the food serving tray of my design;

FIG. 2 is a side view of the food serving tray of my design;

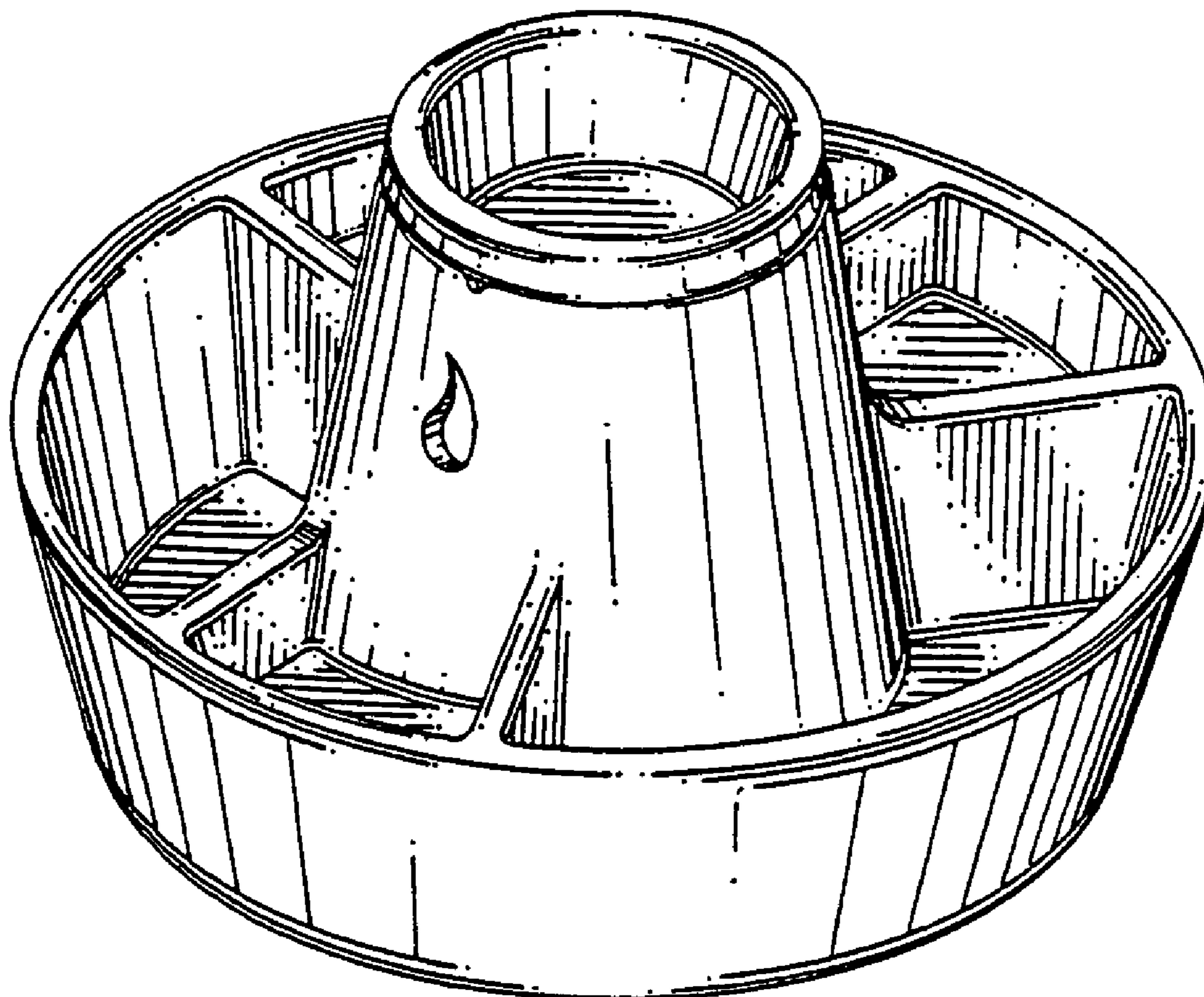
FIG. 3 is a front perspective view of the carrier of my design;

FIG. 4 is a side view similar to FIG. 2 with the tray rotated; and,

FIG. 5 is a bottom view of the food serving tray of my design.

The broken lines represent part of the structure that is not part of the claim.

1 Claim, 2 Drawing Sheets



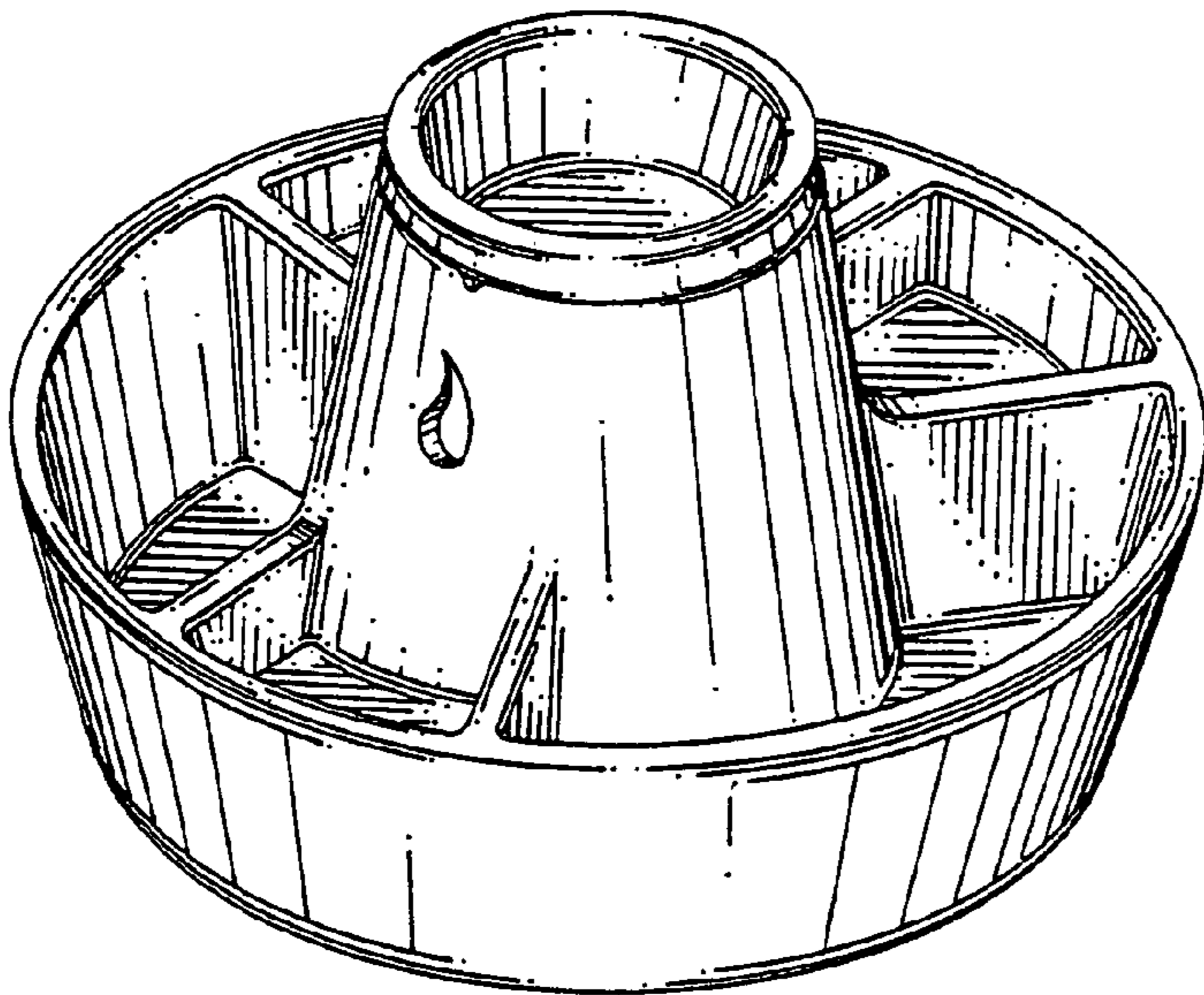


Fig. 1

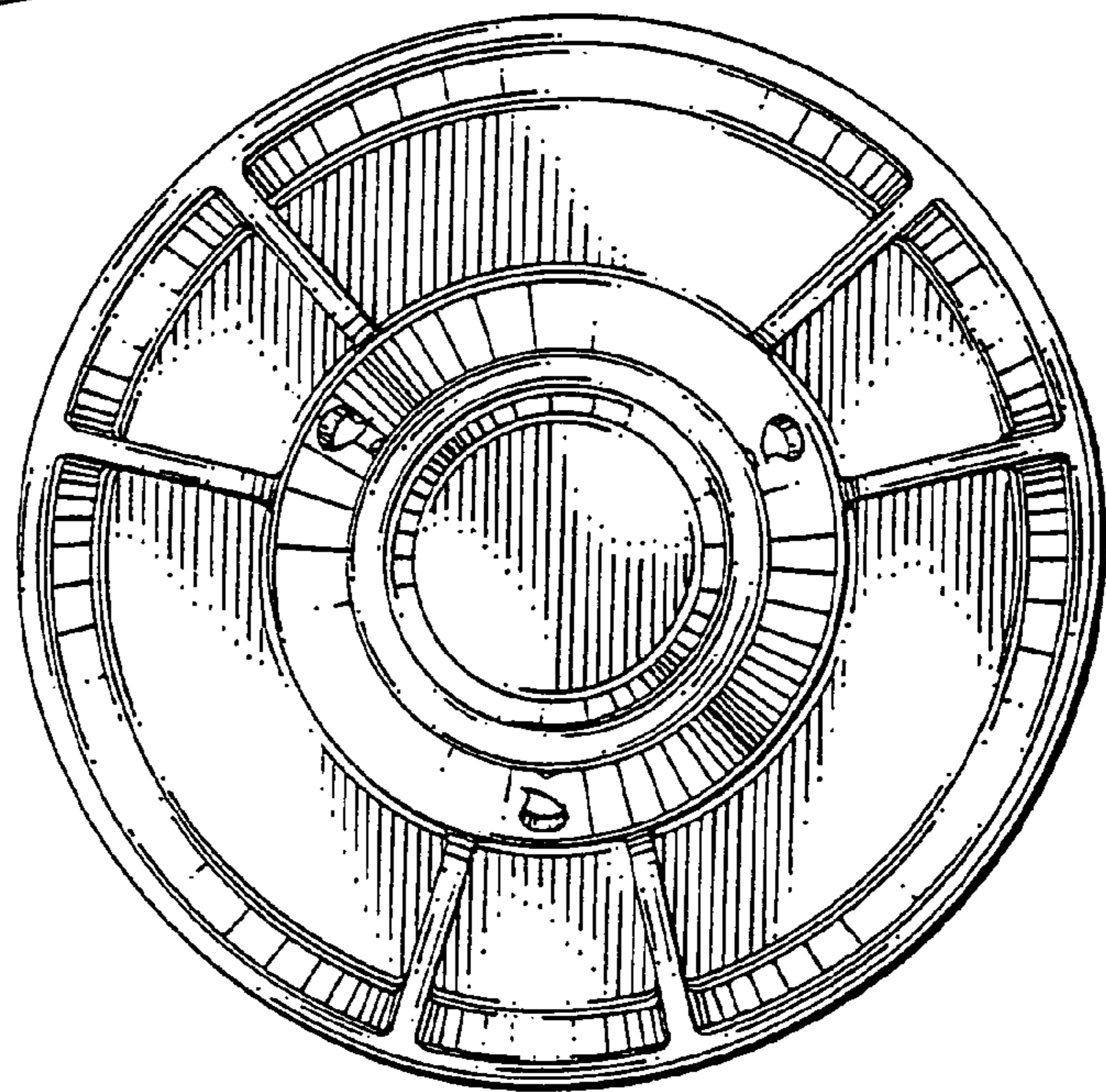


Fig. 3




Fig. 2

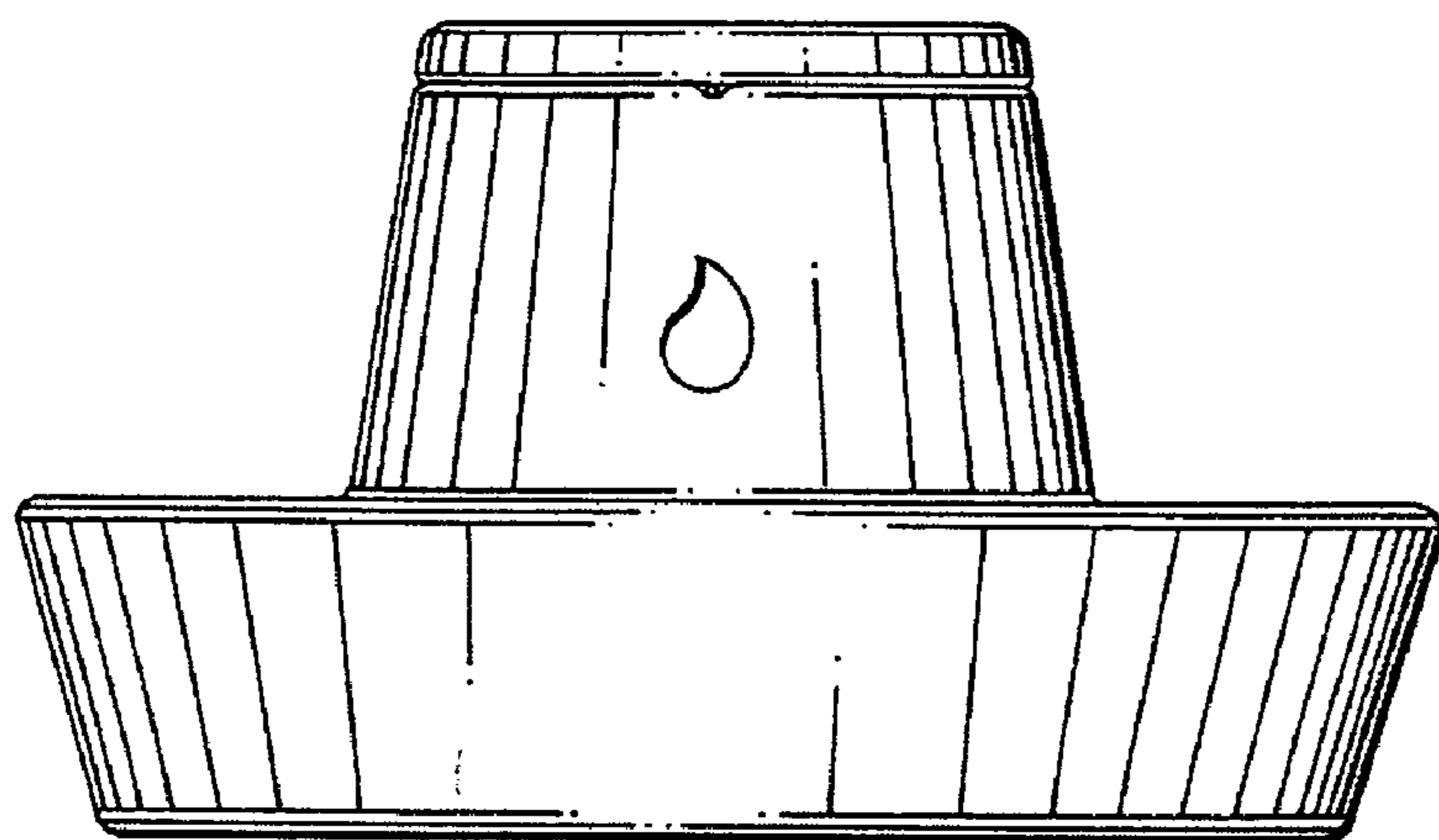


Fig. 4

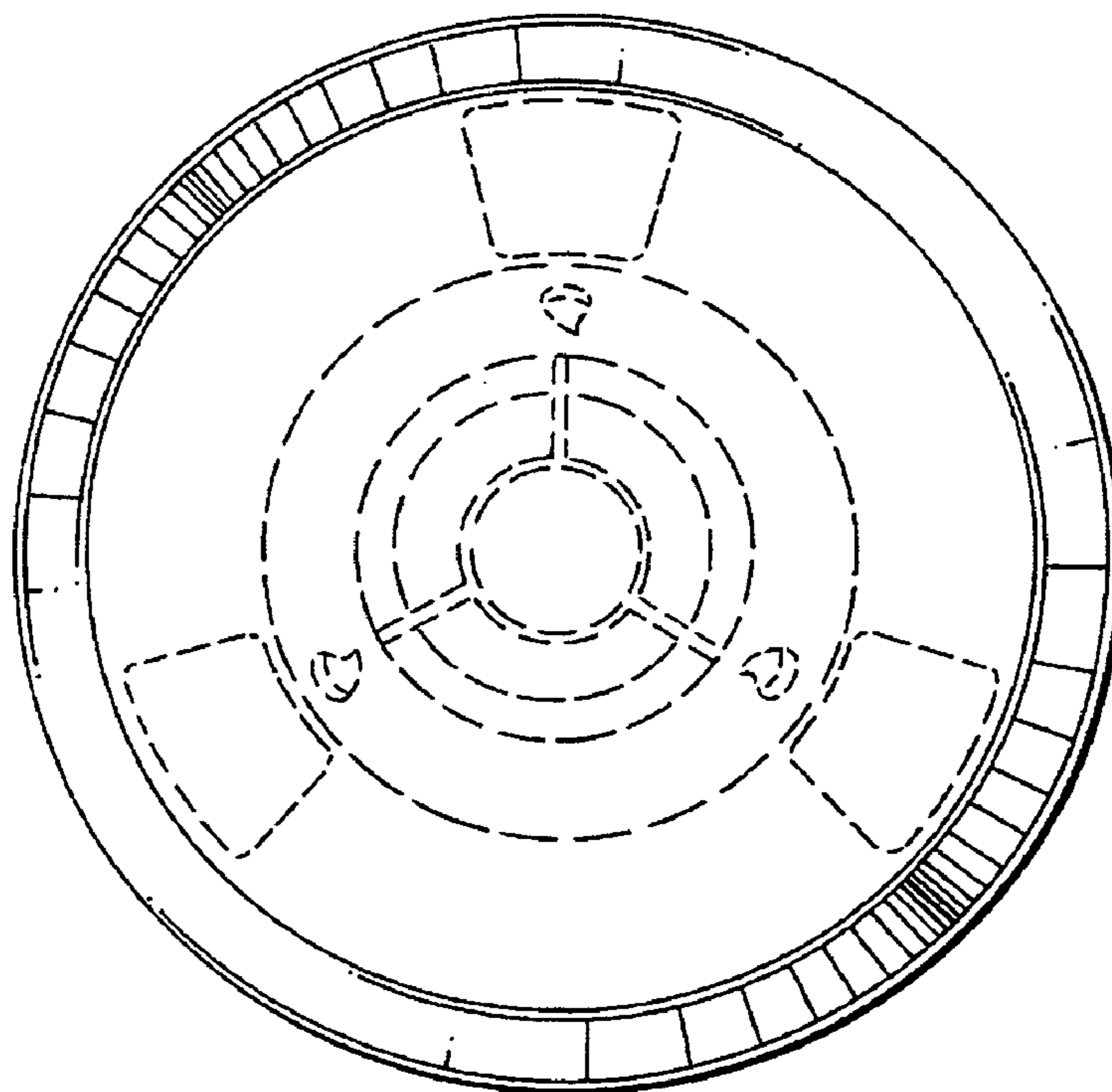


Fig. 5