



US00D587521S

(12) **United States Design Patent**  
**Thurlow et al.**

(10) **Patent No.:** **US D587,521 S**  
(45) **Date of Patent:** **\*\* Mar. 3, 2009**

(54) **LID FOR AN ARTICLE OF COOKWARE**

(75) Inventors: **Heida L. Thurlow**, Houston, TX (US);  
**Scott A. Henderson**, Brooklyn, NY (US)

(73) Assignee: **Lentrade, Inc.**, Houston, TX (US)

(\*\*) Term: **14 Years**

(21) Appl. No.: **29/327,874**

(22) Filed: **Nov. 14, 2008**

(51) **LOC (9) Cl.** ..... **07-02**

(52) **U.S. Cl.** ..... **D7/391**

(58) **Field of Classification Search** ..... D7/317-319,  
D7/354, 359, 391-392.1, 396.2, 500-505,  
D7/510-511, 538-545, 602, 629; D9/429,  
D9/435, 440, 443-444, 447-454, 503-504;  
D30/129; 215/200, 211, 224, 243, 252; 220/293,  
220/367.1, 523, 700-703, 711, 713-715,  
220/719, 780

See application file for complete search history.

(56) **References Cited**

**U.S. PATENT DOCUMENTS**

D54,898 S *	4/1920	Churchill	.....	D7/545
D326,797 S *	6/1992	Pomroy et al.	.....	D7/538
D353,303 S *	12/1994	Davis	.....	D7/542
D416,754 S *	11/1999	Laib	.....	D7/392.1
D417,367 S *	12/1999	Laib	.....	D7/602
D417,584 S *	12/1999	Lillelund et al.	.....	D7/392.1
D423,733 S *	4/2000	Choi et al.	.....	D30/129
D431,420 S *	10/2000	Susta	.....	D7/545

D452,417 S *	12/2001	Whitmore et al.	.....	D7/543
D522,809 S *	6/2006	Kusuma et al.	.....	D7/602
D557,972 S *	12/2007	Ablo	.....	D7/354
D558,513 S *	1/2008	Scholze et al.	.....	D7/392.1
D567,029 S *	4/2008	Valderrama et al.	.....	D7/545

\* cited by examiner

*Primary Examiner*—Caron Veynar

*Assistant Examiner*—Ricky Pham

(74) *Attorney, Agent, or Firm*—Patrick K. Steel; Streets & Steele

(57) **CLAIM**

The ornamental design for a lid for an article of cookware, as shown and described.

**DESCRIPTION**

FIG. 1 is a front perspective view of a lid for an article of cookware, showing our new design;

FIG. 2 is a top plan view thereof;

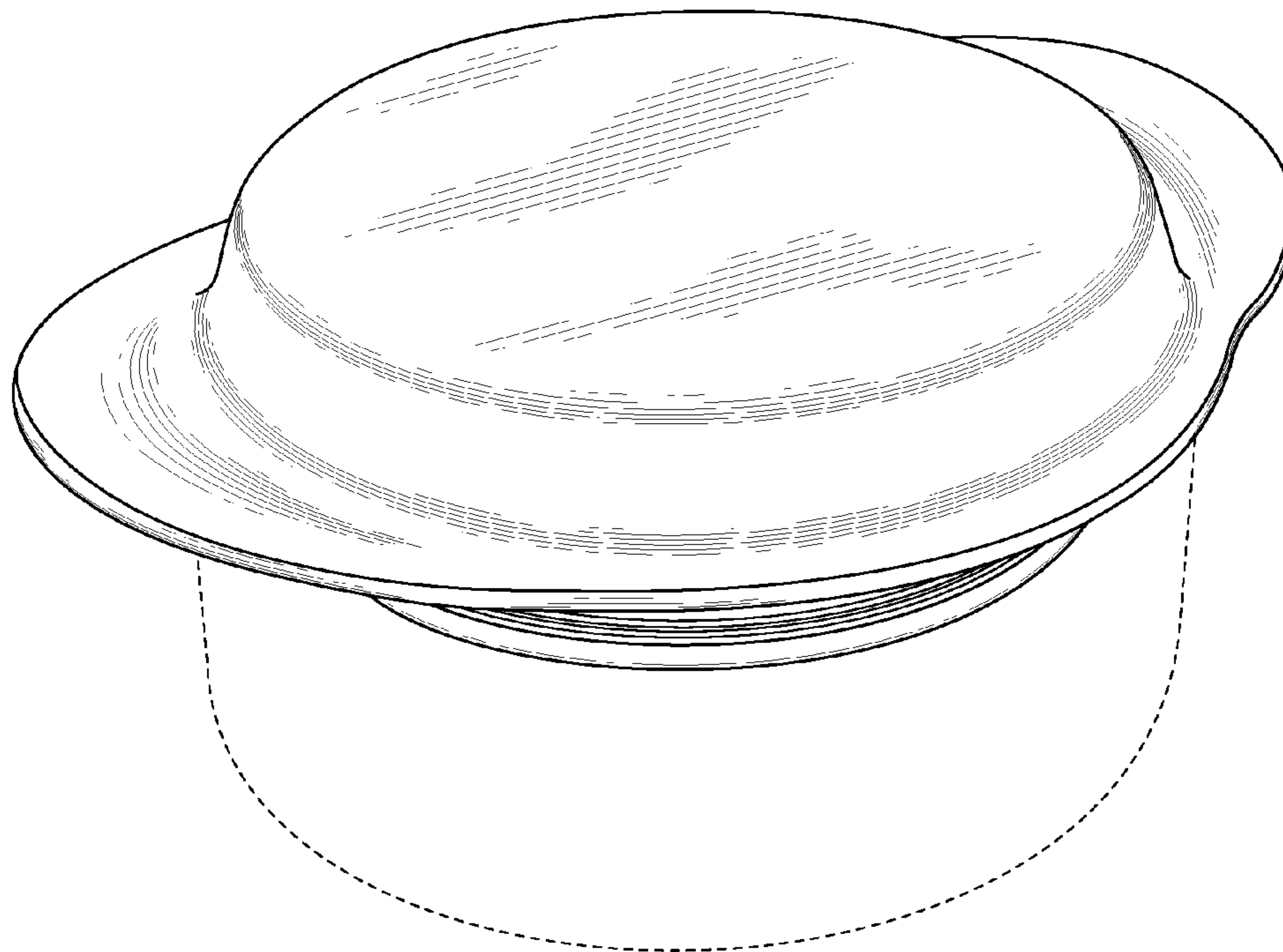
FIG. 3 is a bottom plan view thereof;

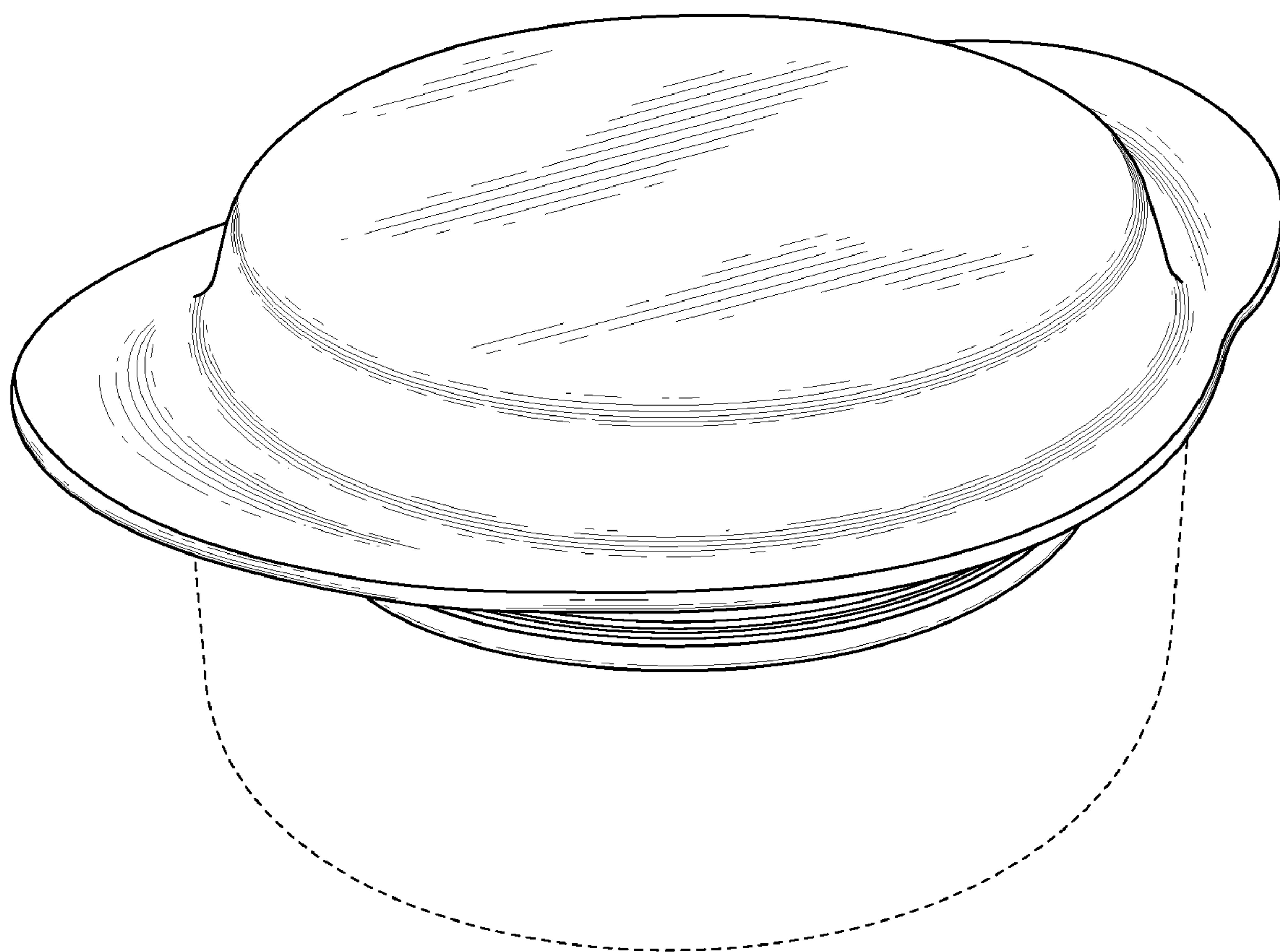
FIG. 4 is a side elevation view thereof, the opposite side of which is an identical mirror image; and,

FIG. 5 is an end elevation view thereof, the opposite end of which is an identical mirror image.

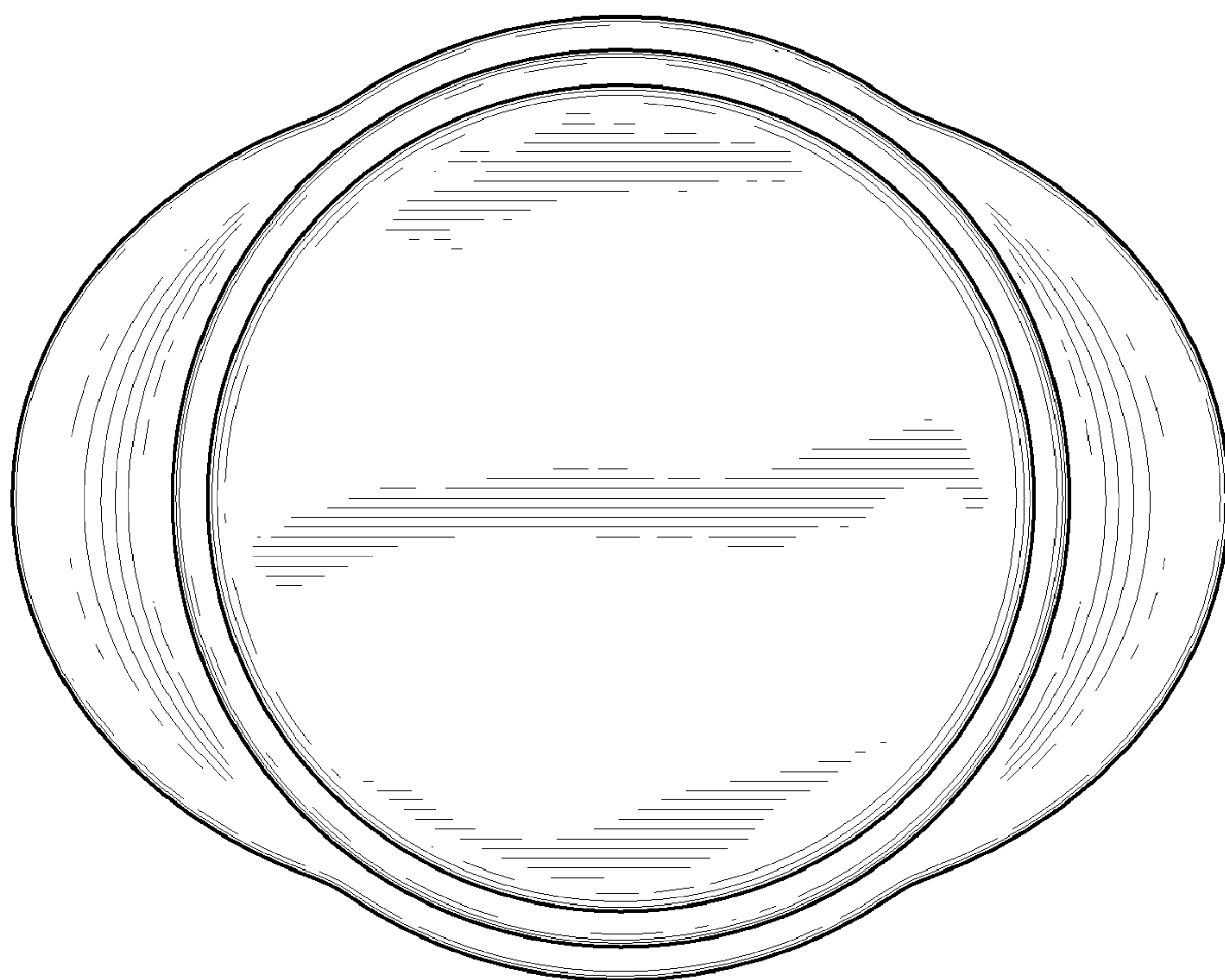
In FIGS. 1 and 3-5, the dotted lines shown in the drawings are environmental only and form no part of the claimed design. These dotted lines merely illustrate an article of cookware on which the inventive lid may be used.

**1 Claim, 3 Drawing Sheets**

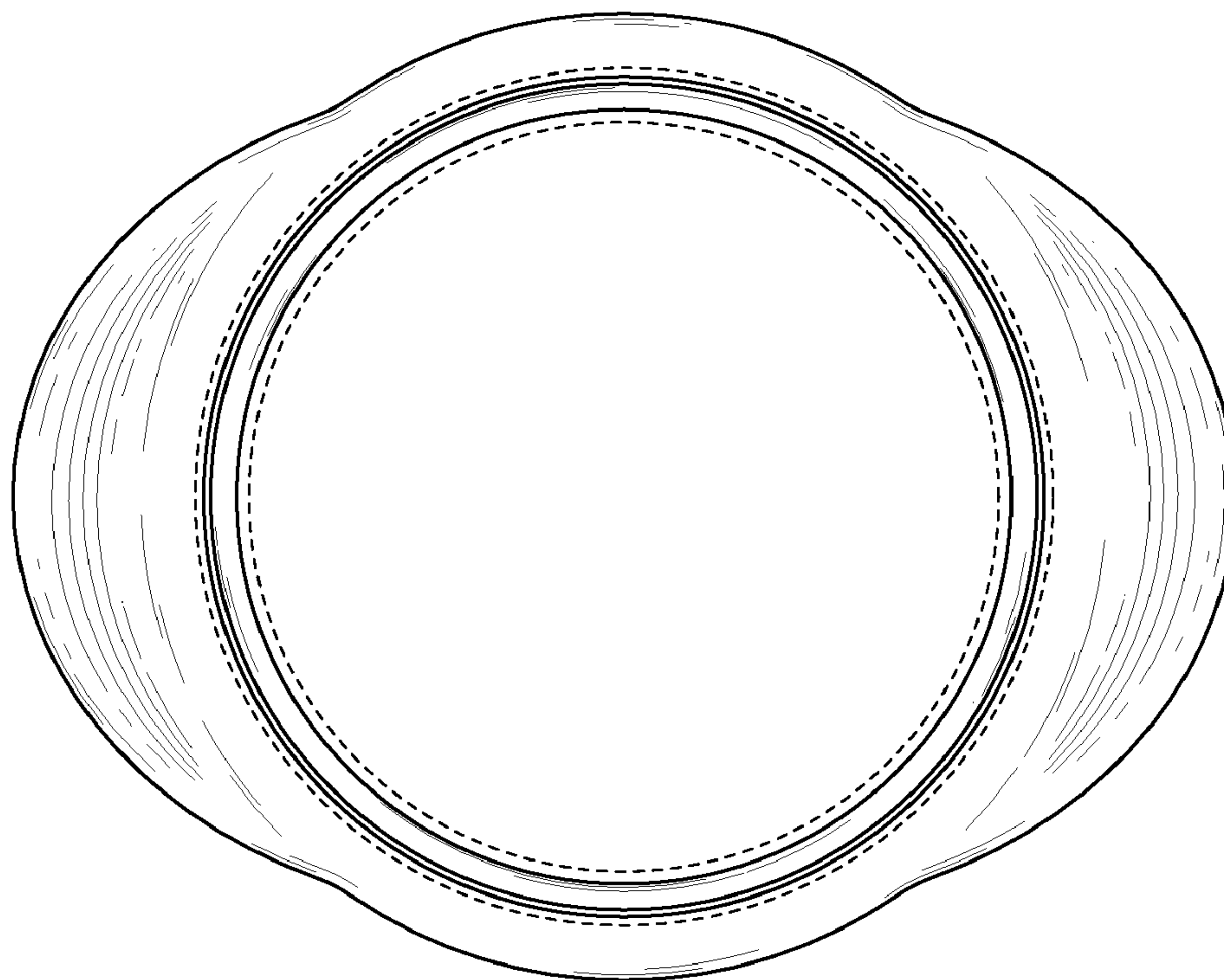




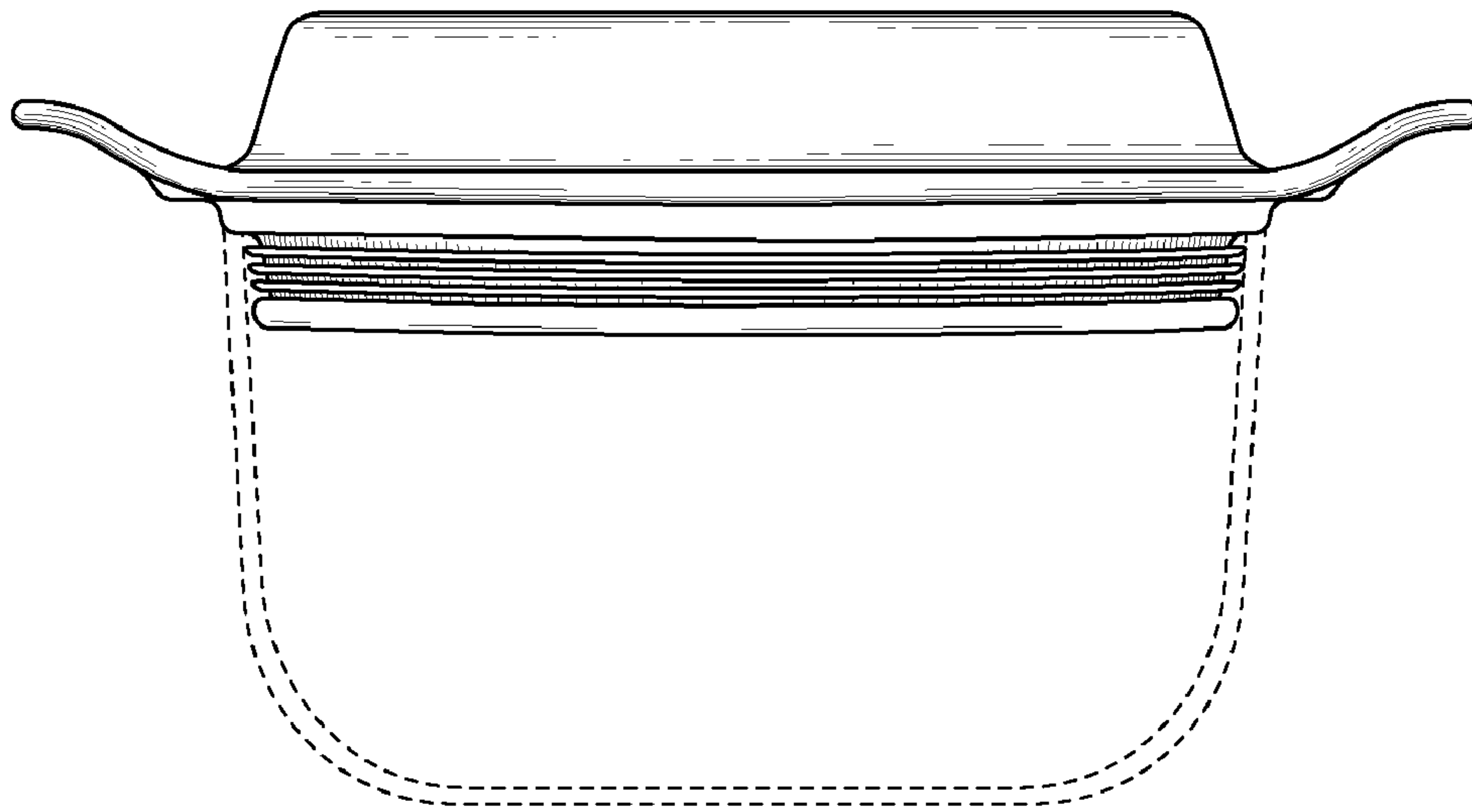
**FIG. 1**



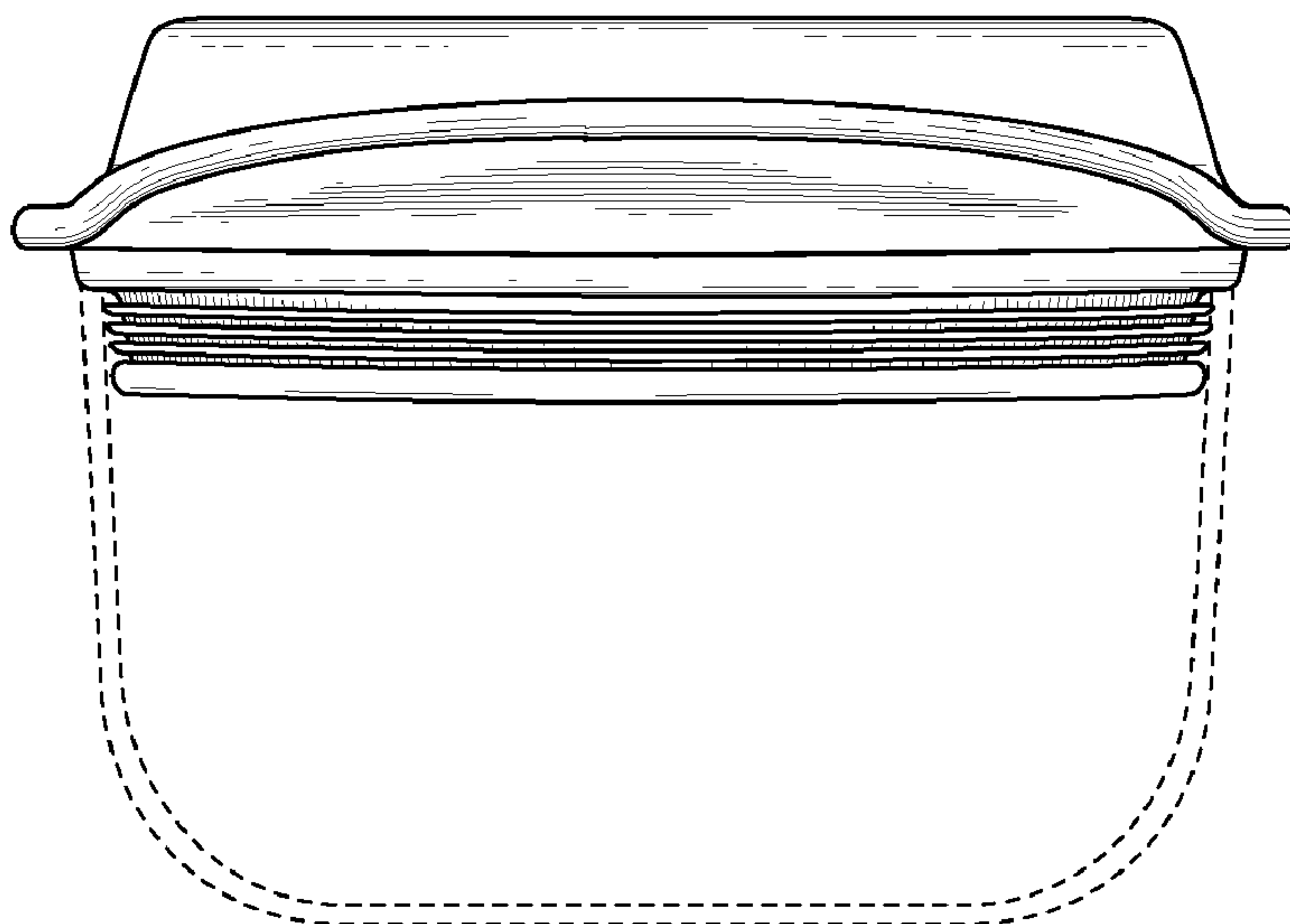
**FIG. 2**



**FIG. 3**



**FIG. 4**



**FIG. 5**