



US00D587518S

(12) **United States Design Patent**
Courington et al.

(10) **Patent No.:** **US D587,518 S**
(45) **Date of Patent:** **** Mar. 3, 2009**

(54) **STACKABLE PRESENTS PAN**

(75) Inventors: **Jennifer Courington**, Woodridge, IL (US); **Christopher Mellen**, New York, NY (US); **Louis Henry**, New York, NY (US)

(73) Assignee: **Wilton Industries, Inc.**, Woodridge, IL (US)

(**) Term: **14 Years**

(21) Appl. No.: **29/321,269**

(22) Filed: **Jul. 14, 2008**

(51) **LOC (9) Cl.** **07-02**

(52) **U.S. Cl.** **D7/357**

(58) **Field of Classification Search** D7/323, D7/354-361, 392.1, 393, 396.1, 407, 412, D7/505, 513, 540-549, 550.1, 551.1, 552.1, D7/553.1, 553.4-553.8, 555, 584, 611, 698; D9/414, 420-432, 456, 757; D11/143; D30/133; 99/324, 339, 422, 426, 446, 448; 220/4.21, 220/23.2-23.8, 309.1, 367.1, 376-377, 573.1-573.4, 220/574, 601-602, 610, 629, 669, 672-675, 220/912; 249/66.1, 119, 122-124, 127, 155-156, 249/160

See application file for complete search history.

(56) **References Cited**

U.S. PATENT DOCUMENTS

1,350,651 A * 8/1920 Hirst 249/119

D208,648 S * 9/1967 Warner D7/611
D347,355 S * 5/1994 Naft D7/357
D543,413 S * 5/2007 Henry et al. D7/357
D577,950 S * 10/2008 Courington et al. D7/357

* cited by examiner

Primary Examiner—Caron Veynar

Assistant Examiner—Ricky Pham

(74) *Attorney, Agent, or Firm*—DLA Piper LLP (US); Jennifer E. Lacroix

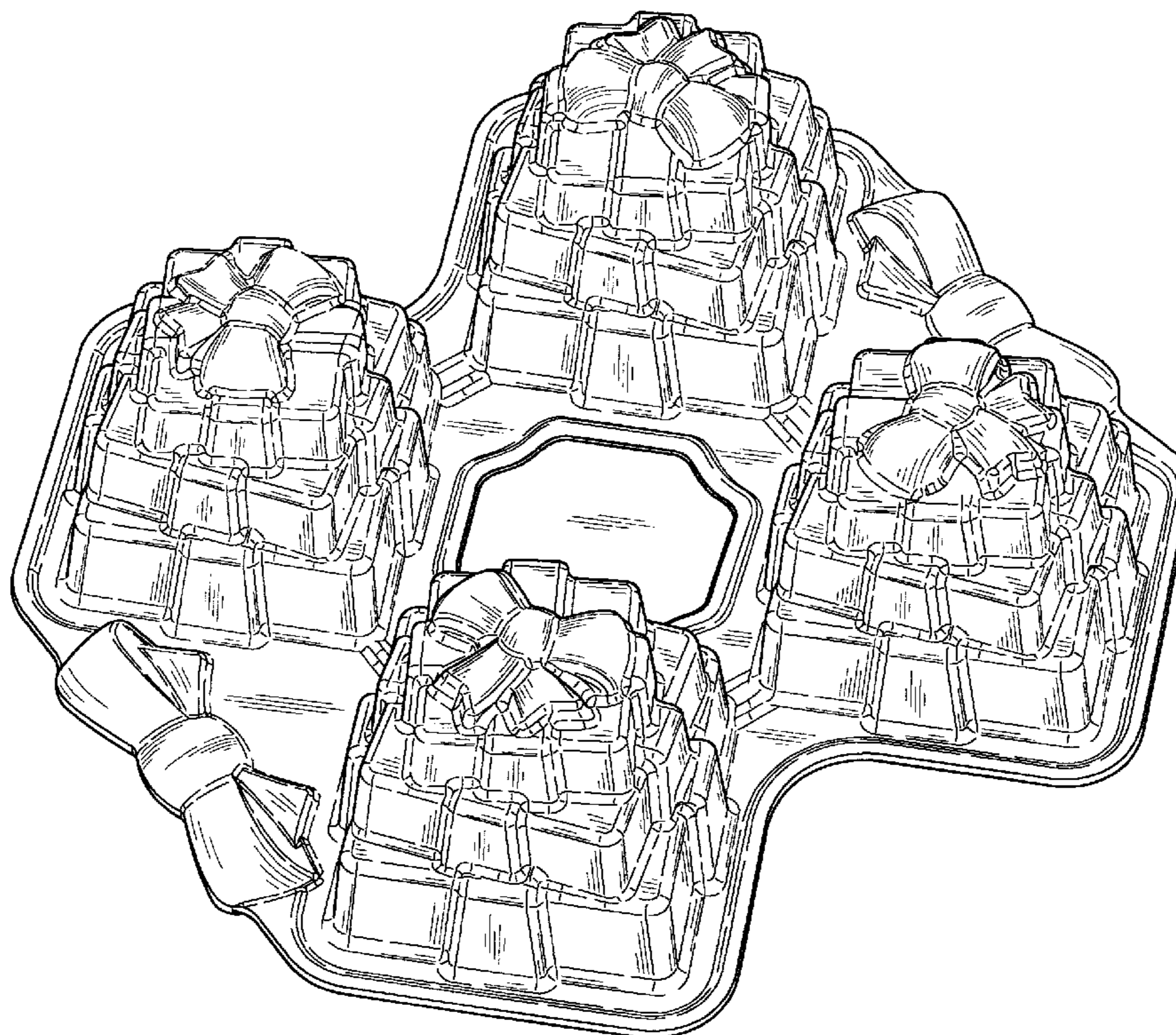
(57) **CLAIM**

The ornamental design for a stackable presents pan, as shown and described.

DESCRIPTION

FIG. 1 is a perspective view of the stackable presents pan; FIG. 2 is a top plan view of the stackable presents pan; FIG. 3 is a bottom plan view of the stackable presents pan; FIG. 4 is a front elevational view of the stackable presents pan, the rear elevational view being a mirror image thereof; and, FIG. 5 is a left side elevational view of the stackable presents pan, the right side elevational view being a mirror image thereof.

1 Claim, 4 Drawing Sheets



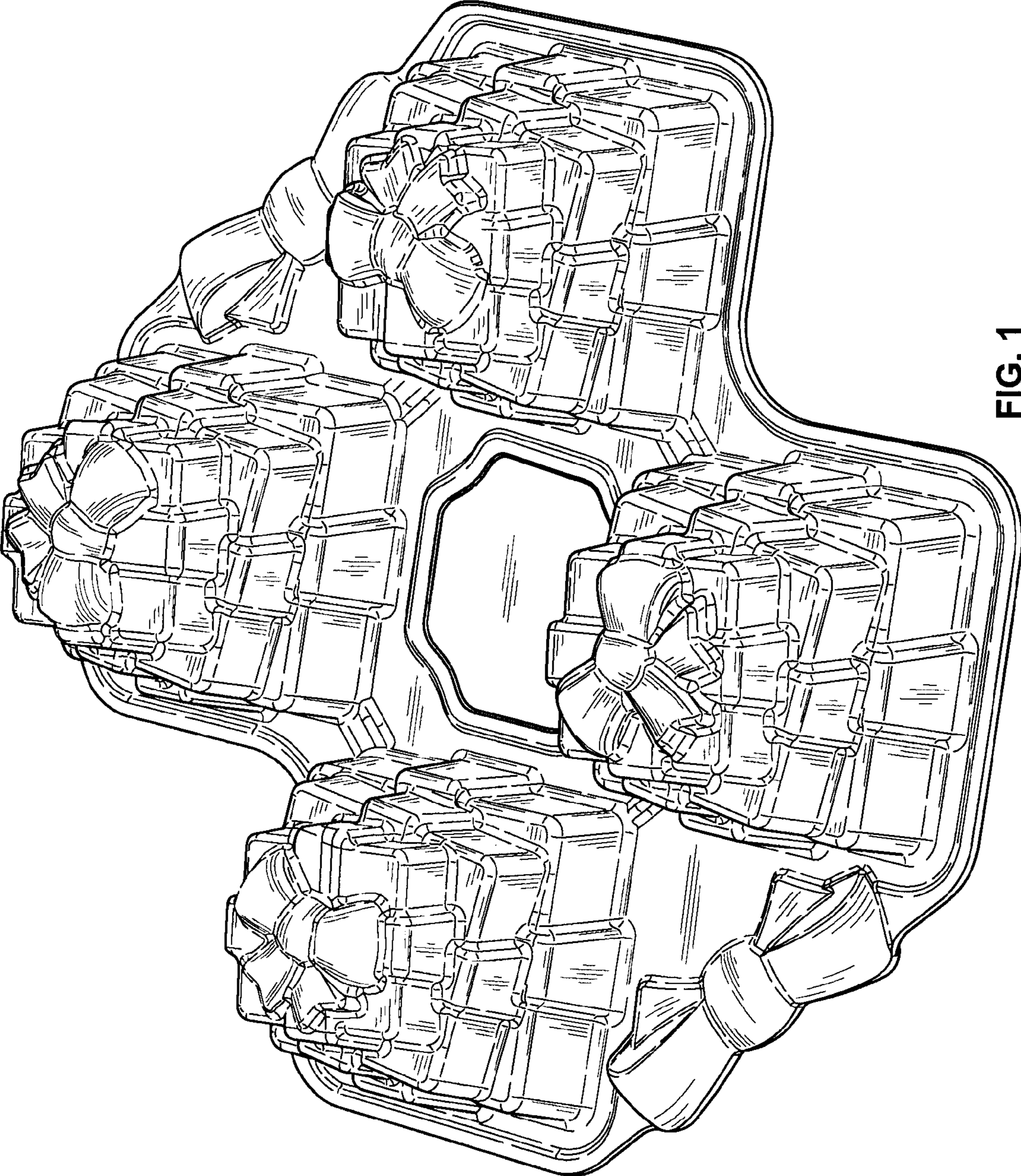


FIG. 1




FIG. 2




FIG. 3




FIG. 4

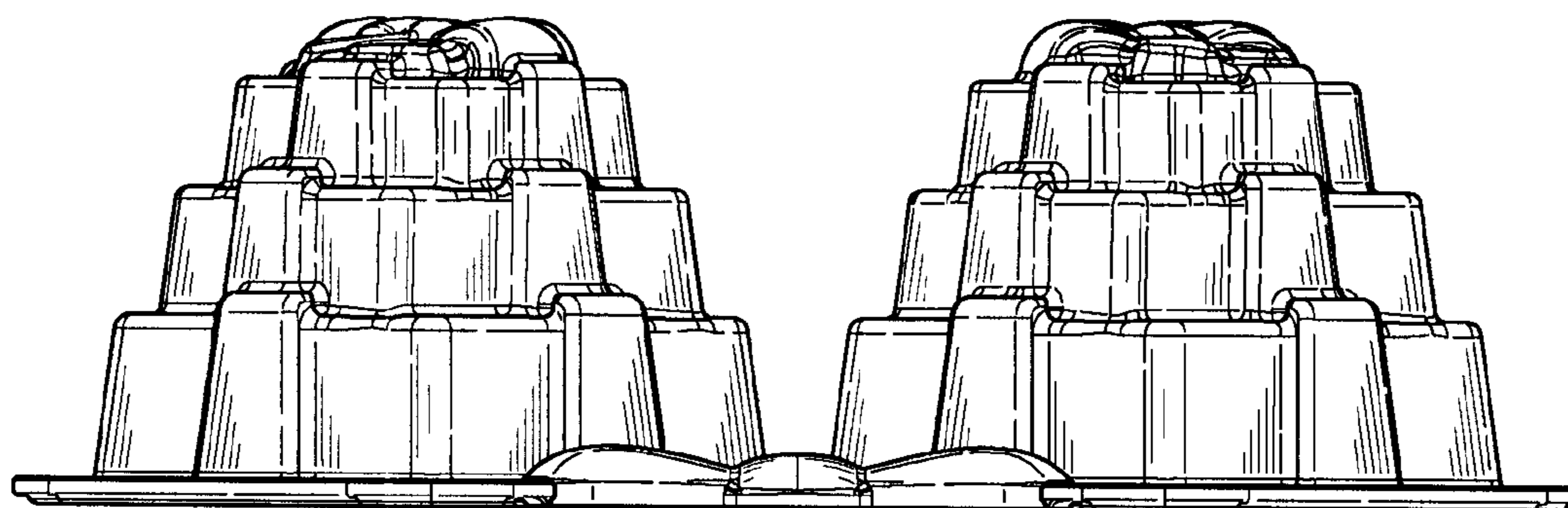


FIG. 5