



US00D587503S

(12) **United States Design Patent**
Schmidt et al.

(10) **Patent No.:** **US D587,503 S**
(45) **Date of Patent:** **** Mar. 3, 2009**

(54) **WALL CABINET**

(75) Inventors: **Duane A. Schmidt**, Madison, IN (US);
Allan R. Steinkuhl, Evansville, IN (US);
Joseph L. Coleman, Evansville, IN (US)

(73) Assignee: **Whirlpool Corporation**, Benton Harbor, MI (US)

(**) Term: **14 Years**

(21) Appl. No.: **29/299,983**

(22) Filed: **Jan. 8, 2008**

D455,503 S *	4/2002	Heltzer	D25/158
D459,611 S *	7/2002	Lio et al.	D6/432
D471,377 S *	3/2003	Gledhill et al.	D6/432
D495,912 S *	9/2004	Schmidt et al.	D6/561
D508,627 S *	8/2005	Schmidt et al.	D6/510
D510,831 S *	10/2005	Schmidt et al.	D6/510
D510,832 S *	10/2005	Schmidt et al.	D6/561
D514,854 S *	2/2006	Schmidt et al.	D6/510
D515,342 S *	2/2006	Schmidt et al.	D6/510
D518,984 S *	4/2006	Schmidt et al.	D6/510
D520,784 S *	5/2006	Schmidt et al.	D6/510
D521,285 S *	5/2006	Schmidt et al.	D6/510
D527,212 S *	8/2006	Schmidt et al.	D6/510
D528,337 S *	9/2006	Schmidt et al.	D6/561

* cited by examiner

Related U.S. Application Data

(62) Division of application No. 29/281,659, filed on Jun. 28, 2007, now Pat. No. Des. 563,137, which is a division of application No. 29/234,898, filed on Jul. 25, 2005, now Pat. No. Des. 550,012, which is a division of application No. 29/230,480, filed on May 23, 2005, now Pat. No. Des. 528,337, which is a division of application No. 29/210,767, filed on Aug. 5, 2004, now Pat. No. Des. 510,832, which is a division of application No. 29/173,466, filed on Dec. 30, 2002, now Pat. No. Des. 495,912.

(51) **LOC (9) Cl.** **20-02**

(52) **U.S. Cl.** **D6/561**

(58) **Field of Classification Search** D6/512,
D6/553, 559-561, 432, 492, 445-448, 510,
D6/511; D25/47, 48, 58, 138, 141, 103,
D25/106-111, 157-159; 52/177-181; 312/100,
312/204, 242-245

See application file for complete search history.

(56) **References Cited**

U.S. PATENT DOCUMENTS

D95,158 S *	4/1935	Surerus	D25/158
D288,489 S *	2/1987	Tofani	D25/48
5,807,021 A *	9/1998	Aaron	404/19

Primary Examiner—Brian N Vinson

(74) *Attorney, Agent, or Firm*—Tara Hartman; Michael D. Lafrenz

(57) **CLAIM**

The ornamental design for a wall cabinet, as shown and described.

DESCRIPTION

FIG. 1 is a right front perspective view of a wall cabinet showing our new design;

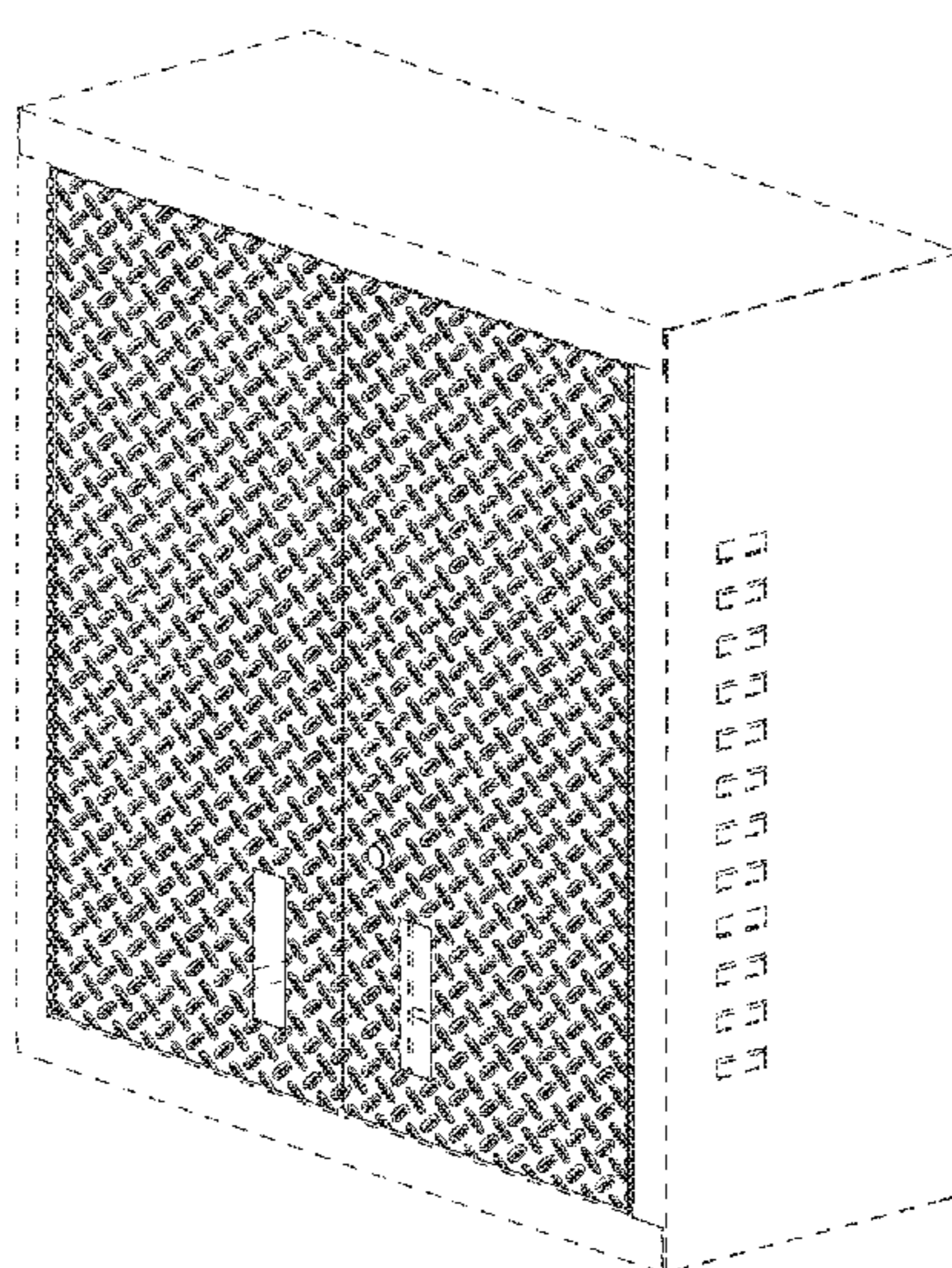
FIG. 2 is an enlarged fragmentary front elevation view of FIG. 3; and,

FIG. 3 is a front elevation view of the wall cabinet of FIG. 1.

The ornamental design is not visible in a rear view, top plan view or bottom views. Those portions of wall cabinet in broken lines are understood to form no part of the claimed design.

The characteristic feature of the ornamental design resides in the use of a pattern on the wall cabinet doors. One embodiment of a pattern according to the ornamental design is shown in FIGS. 1-3.

1 Claim, 2 Drawing Sheets



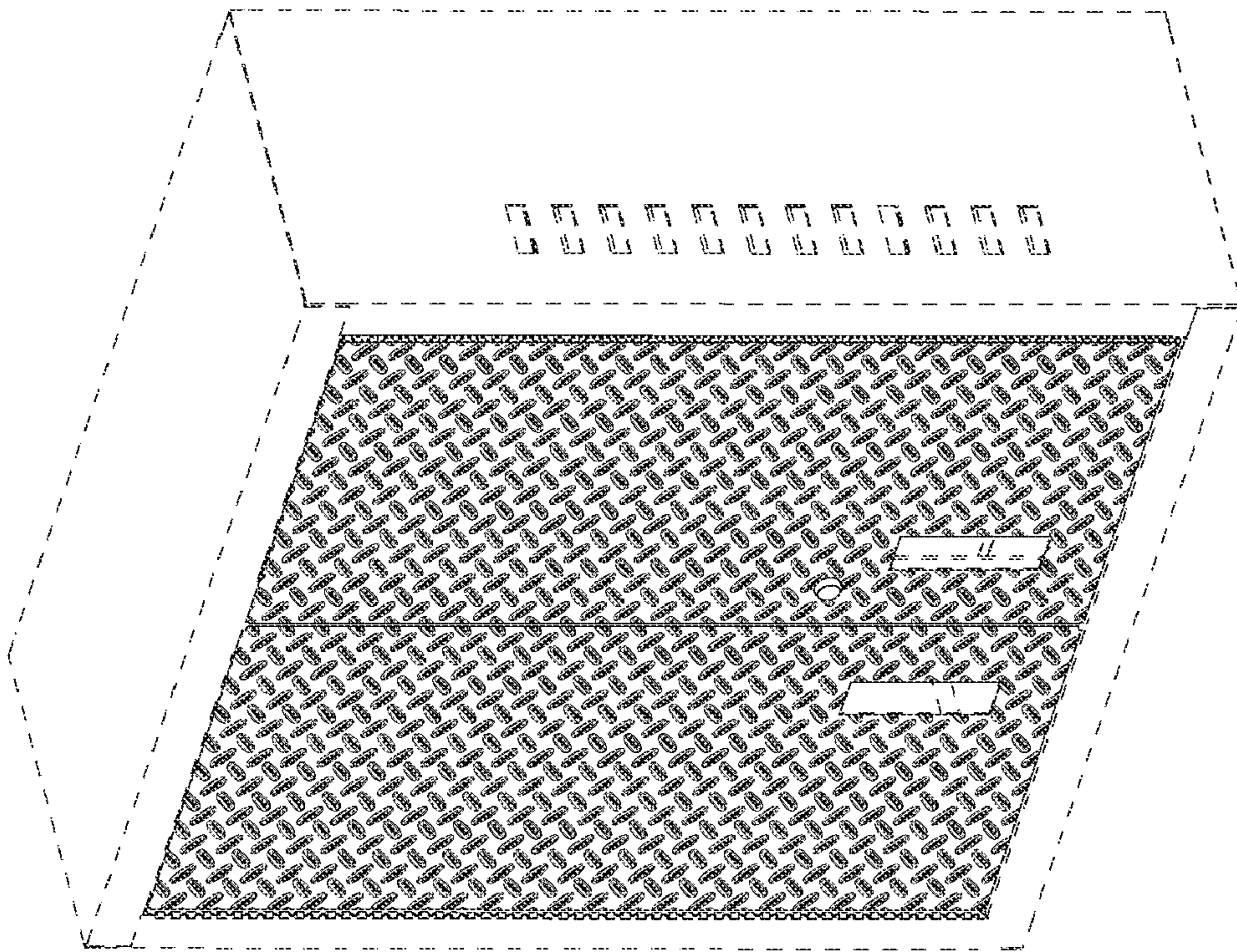


Fig. 1

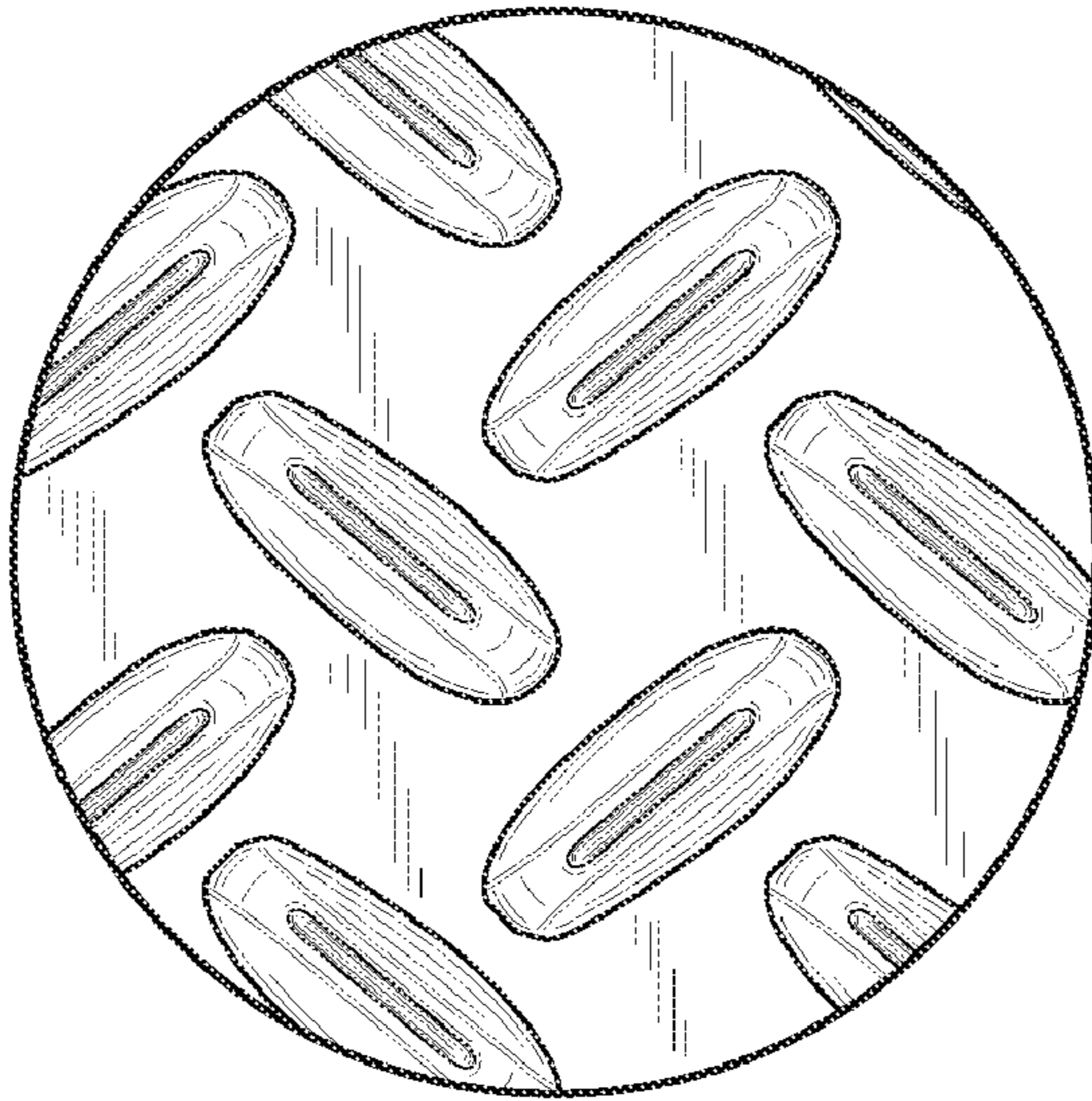


Fig. 2




Fig. 3