



US00D587502S

(12) **United States Design Patent**
Welsch et al.

(10) **Patent No.:** **US D587,502 S**
(45) **Date of Patent:** **** Mar. 3, 2009**

(54) **MERCHANDISING SHELF WITH A DROPPED MAT AND TRUNCATED CORNERS**

(75) Inventors: **John H. Welsch**, Roaring Brook Township, PA (US); **Douglas C. Bates**, Mountaintop, PA (US); **Alan R. Grula**, Wilkes-Barre, PA (US); **Frank J. Hilstolsky**, Dallas, PA (US); **Daniel L. Sarge**, Berwick, PA (US)

(73) Assignee: **Metro Industries Inc.**, Reno, NV (US)

(**) Term: **14 Years**

(21) Appl. No.: **29/300,371**

(22) Filed: **Mar. 20, 2008**

(51) **LOC (9) Cl.** **06-04**

(52) **U.S. Cl.** **D6/511**

(58) **Field of Classification Search** D6/510-513, D6/553, 555, 566, 567, 572, 574, 462; 211/13, 211/16, 35, 42-45, 47, 61, 71, 74-75, 85, 211/88; 108/27, 30, 47, 102, 107, 144, 148-149, 108/152; 248/245

See application file for complete search history.

(56) **References Cited**

U.S. PATENT DOCUMENTS

D215,773 S * 10/1969 Maslow D6/462

(Continued)

OTHER PUBLICATIONS

'Shelves, Decks, Shelf Accessories' [online], Lozier Corporation, 2005 [retrieved on Jul. 21, 2008]. Retrieved from the Internet: URL: < <http://www.lozier.com/PDF/200s.pdf> >.

(Continued)

Primary Examiner—Elizabeth A Albert

Assistant Examiner—Kelley A Donnelly

(74) *Attorney, Agent, or Firm*—Fitzpatrick, Cella, Harper & Scinto

(57) **CLAIM**

The ornamental design for a merchandising shelf with a dropped mat and truncated corners, as shown and described.

DESCRIPTION

FIG. 1 is a perspective view from the front and one side of a first embodiment of the merchandising shelf with a dropped mat and truncated corners in accordance with the present invention;

FIG. 2 is a left side view of the merchandising shelf with a dropped mat and truncated corners shown in FIG. 1;

FIG. 3 is a right side view of the merchandising shelf with a dropped mat and truncated corners shown in FIG. 1;

FIG. 4 is a front view of the merchandising shelf with a dropped mat and truncated corners shown in FIG. 1;

FIG. 5 is a bottom plan view of the merchandising shelf with a dropped mat and truncated corners shown in FIG. 1;

FIG. 6 is a rear view of the merchandising shelf with a dropped mat and truncated corners shown in FIG. 1;

FIG. 7 is a top plan view of the merchandising shelf with a dropped mat and truncated corners shown in FIG. 1;

FIG. 8 is a perspective view from the front and one side of a second embodiment of the merchandising shelf with a dropped mat and truncated corners in accordance with the present invention;

FIG. 9 is a left side view of the merchandising shelf with a dropped mat and truncated corners shown in FIG. 8;

FIG. 10 is a right side view of the merchandising shelf with a dropped mat and truncated corners shown in FIG. 8;

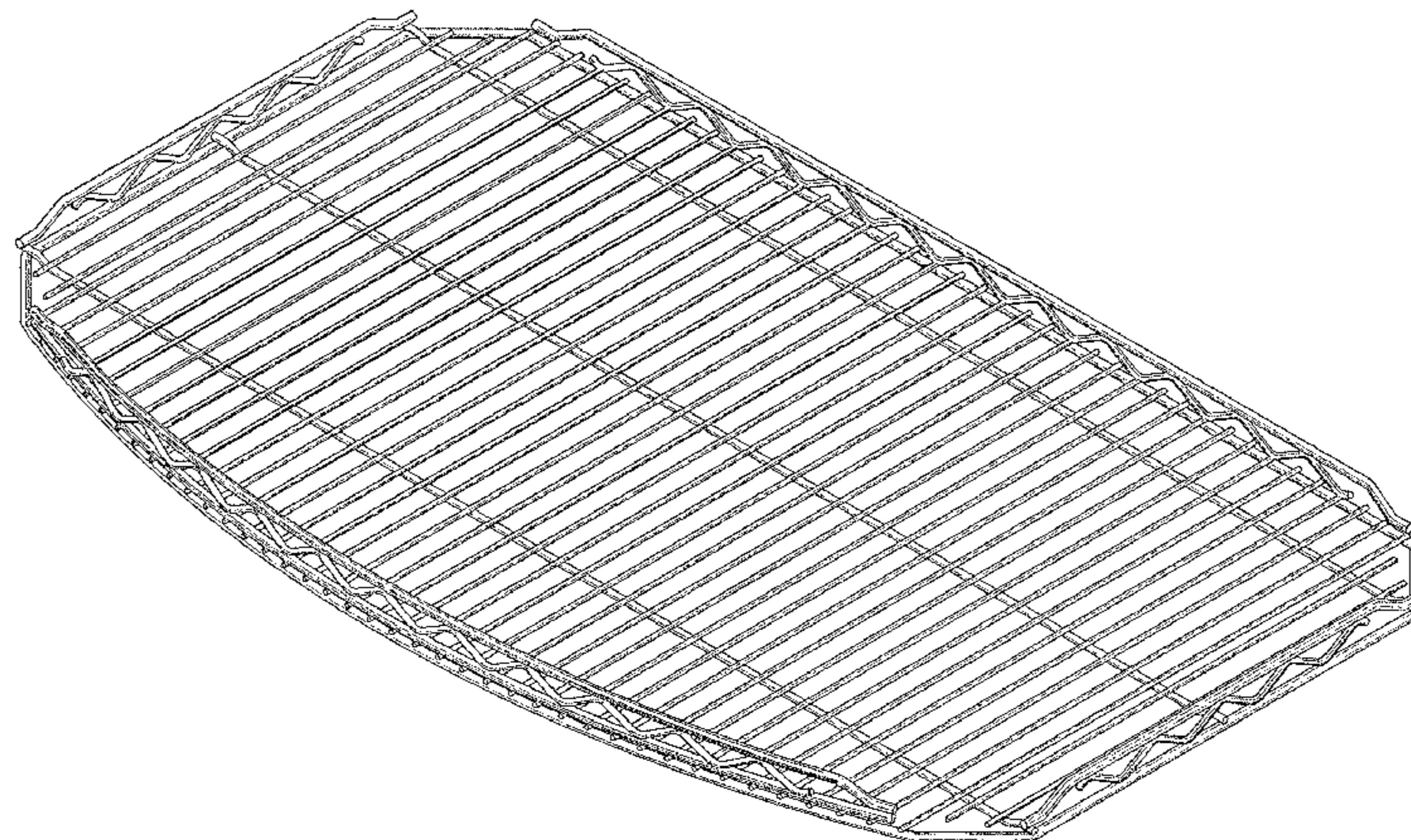
FIG. 11 is a front view of the merchandising shelf with a dropped mat and truncated corners shown in FIG. 8;

FIG. 12 is a bottom plan view of the merchandising shelf with a dropped mat and truncated corners shown in FIG. 8;

FIG. 13 is a rear view of the merchandising shelf with a dropped mat and truncated corners shown in FIG. 8; and,

FIG. 14 is a top plan view of the merchandising shelf with a dropped mat and truncated corners shown in FIG. 8.

1 Claim, 8 Drawing Sheets



U.S. PATENT DOCUMENTS

3,757,705	A *	9/1973	Maslow	108/147.13
4,637,323	A *	1/1987	Nicely	108/107
D289,479	S *	4/1987	Brancher	D6/511
4,656,952	A *	4/1987	Schweizer	108/11
4,750,626	A *	6/1988	Nicely	211/187
4,777,888	A *	10/1988	Waterman et al.	108/108
D326,579	S *	6/1992	Leeds	D6/511
D341,967	S *	12/1993	Cohn	D6/511
5,390,803	A *	2/1995	McAllister	211/153
D374,601	S *	10/1996	Olson	D8/354
D385,444	S *	10/1997	Welch et al.	D6/511
D403,903	S *	1/1999	Calmeise	D6/511
D418,341	S *	1/2000	Carville et al.	D6/509
6,044,988	A *	4/2000	Yang	211/187
6,302,284	B1 *	10/2001	Zonshin	211/187
6,364,138	B1 *	4/2002	Chen	211/187
6,364,139	B1 *	4/2002	Chen	211/187
6,474,327	B1 *	11/2002	Bossler	126/41 R
D471,033	S *	3/2003	Yamaguchi	D6/465
D471,381	S *	3/2003	Yamaguchi	D6/465
D476,812	S *	7/2003	Yamaguchi	D3/306
D489,205	S *	5/2004	Droppers et al.	D6/511
D568,635	S *	5/2008	Klein et al.	D6/465

OTHER PUBLICATIONS

'Assembly Instructions' [online], InterMetro Industries Corporation, Apr. 2006 [retrieved on Jul. 21, 2008]. Retrieved from the Internet: URL: < http://www.metro.com/literature_getPDF.cfm/id/314 >.

'Super Erecta qwikSLOT Shelving' [online], InterMetro Industries Corporation, 2000 [retrieved on Jul. 21, 2008]. Retrieved from the Internet: URL: < http://www.metro.com/literature_getPDF.cfm/id/122 >.

'Metro Commercial Catalog' [online], InterMetro Industries Corporation, 2008 [retrieved on Jul. 21, 2008]. Retrieved from the Internet: URL: < http://www.metro.com/commercial/catalog_2008/ >. pp. 22, 23, and 118.

'HALFRAD2_WEB.jpg Product Image—HALFRAD2 .jpg' [online], Madix Store Fixtures, Apr. 25, 2008 [retrieved on Jul. 21, 2008]. Retrieved from the Internet: URL: < <http://www.madixinc.com/esales/start.swe?SWEView=Home+Page+View+%28eSales%29&SWECmd=GotoView&SWEBOK=1> >.

'HalfRad-Lumiback_WEB.jpg, Product Image—HalfRad .jpg' [online], Madix Store Fixtures, Apr. 25, 2008 [retrieved on Jul. 21, 2008]. Retrieved from the Internet: URL: < <http://www.madixinc.com/esales/start.swe?SWEView=Home+Page+View+%28eSales%29&SWECmd=GotoView&SWEBOK=1> >.

'HalfRad1_WEB.jpg, Product Image—HalfRad .jpg' [online], Madix Store Fixtures, Apr. 25, 2008 [retrieved on Jul. 21, 2008]. Retrieved from the Internet: URL: < <http://www.madixinc.com/esales/start.swe?SWEView=Home+Page+View+%28eSales%29&SWECmd=GotoView&SWEBOK=1> >.

'HalfRadius-WEB.jpg, Product Image—Half Radius .jpg' [online], Madix Store Fixtures, Mar. 26, 2008 [retrieved on Jul. 21, 2008]. Retrieved from the Internet: URL: < <http://www.madixinc.com/esales/start.swe?SWEView=Home+Page+View+%28eSales%29&SWECmd=GotoView&SWEBOK=1> >.

'SUSHRF-(NW)(LSD)(RSD)-(MF)-WEB.jpg, Product Image—SUSHRF-(NW)(LSD)(RSD)-(MF)' [online], Madix Store Fixtures, Mar. 26, 2008 [retrieved on Jul. 21, 2008]. Retrieved from the Internet: URL: < <http://www.madixinc.com/esales/start.swe?SWEView=Home+Page+View+%28eSales%29&SWECmd=GotoView&SWEBOK=1> >.

Erecta for Professional—Super Type Optional Parts. Erecta International Corporation. Believed to be at least as old at Nov. 5, 2007.

'Erecta for Professional—Super Type Optional Parts' [online], Erecta International Corporation [retrieved on Jul. 22, 2008]. Retrieved from the Internet: URL: < <http://www.erecta.co.jp/pdf/seoptionalparts.pdf> >. p. 57.

* cited by examiner

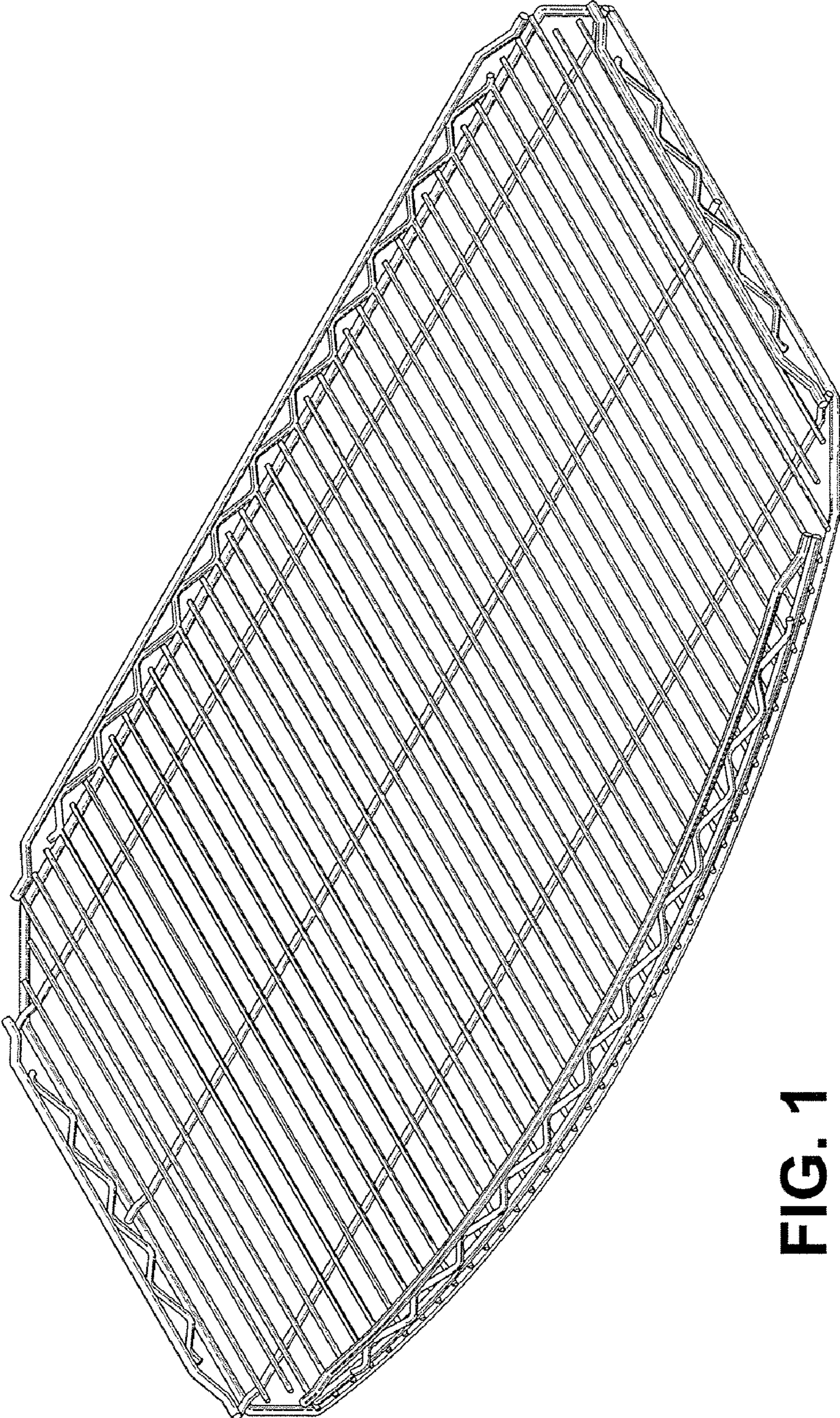


FIG. 1

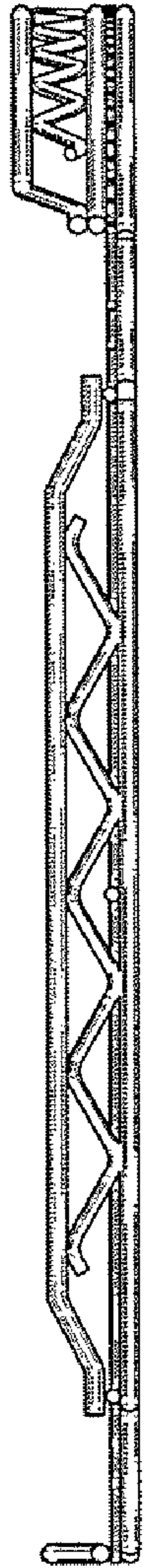


FIG. 2

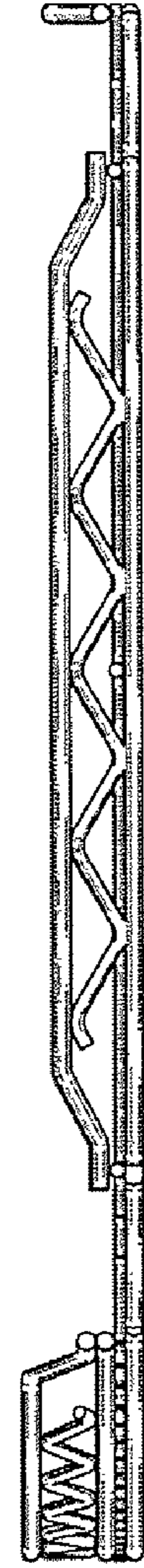


FIG. 3

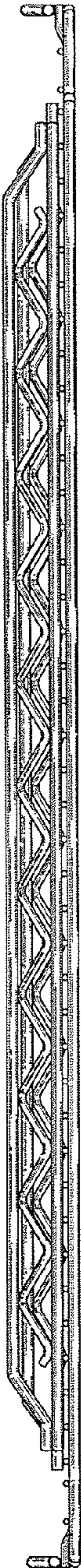


FIG. 4

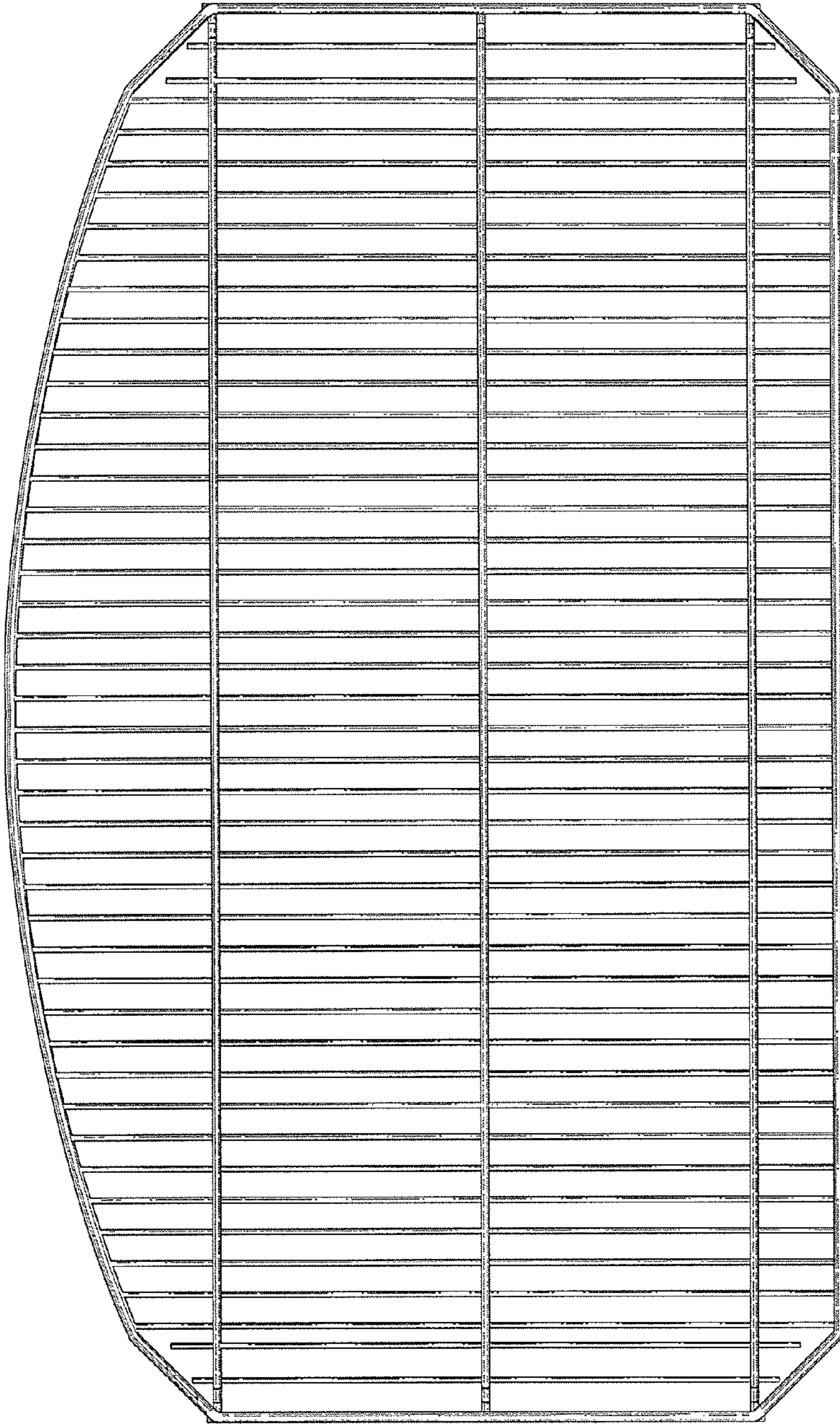


FIG. 5



FIG. 6

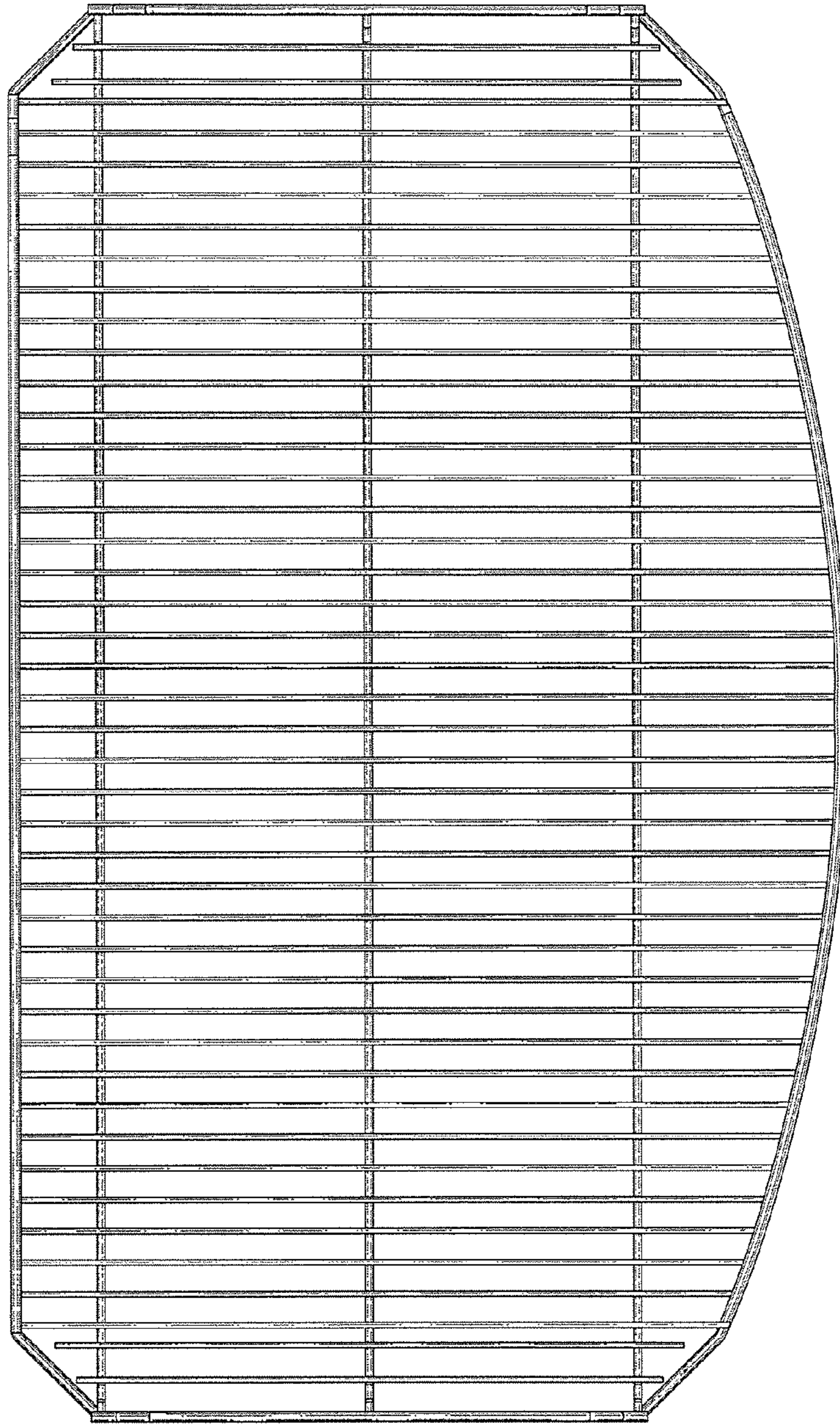


FIG. 7

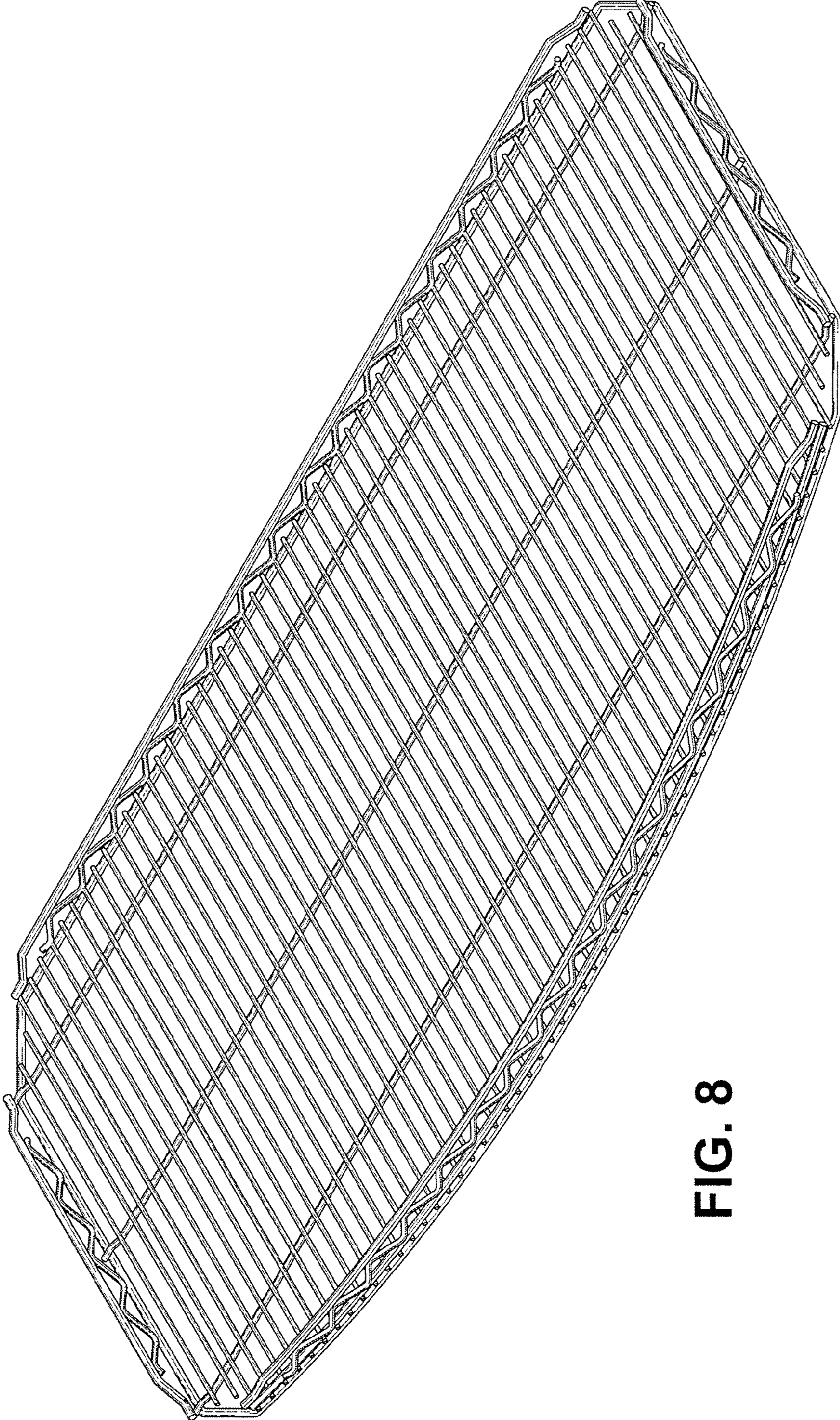


FIG. 8

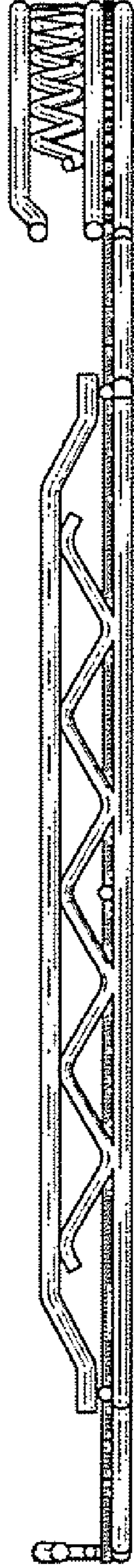


FIG. 9

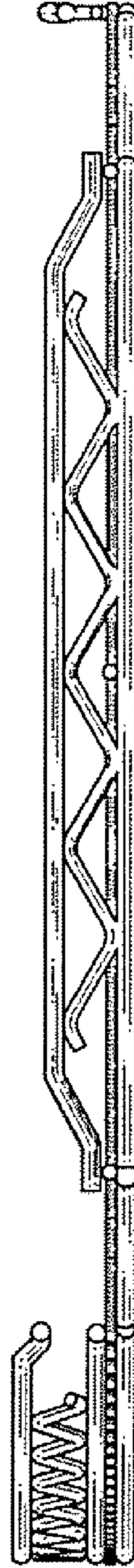


FIG. 10

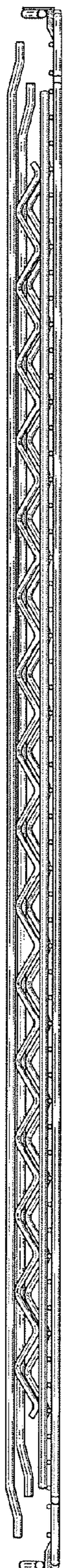


FIG. 11

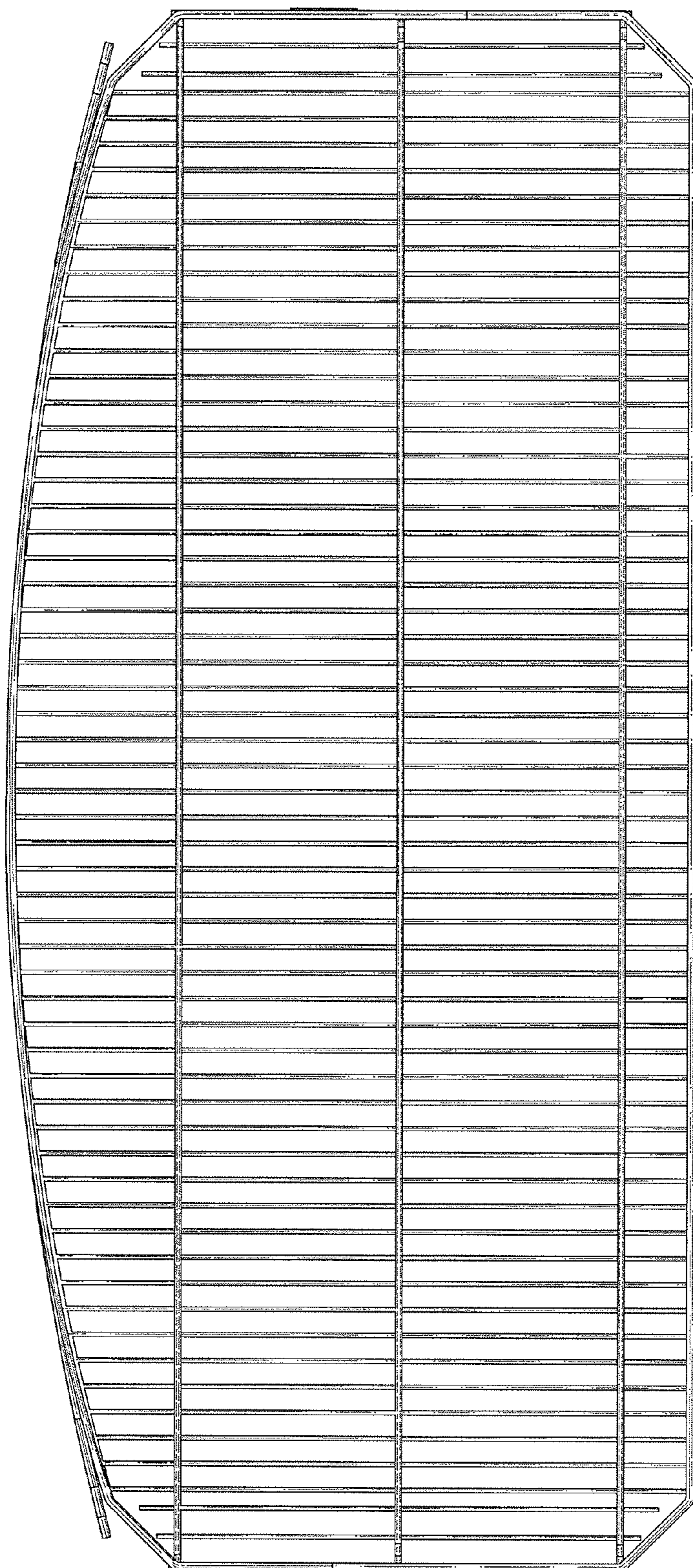


FIG. 12

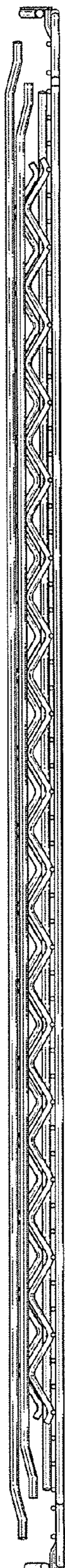


FIG. 13




FIG. 14

UNITED STATES PATENT AND TRADEMARK OFFICE
CERTIFICATE OF CORRECTION

PATENT NO. : Des. 587,502 S
APPLICATION NO. : 29/300371
DATED : March 31, 2009
INVENTOR(S) : John H. Welsch et al.

Page 1 of 1

It is certified that error appears in the above-identified patent and that said Letters Patent is hereby corrected as shown below:

ON COVER PAGE [*] NOTICE:

* Notice, Insert --This design patent is subject to a terminal disclaimer.--.

Signed and Sealed this

Ninth Day of June, 2009



JOHN DOLL

Acting Director of the United States Patent and Trademark Office

UNITED STATES PATENT AND TRADEMARK OFFICE
CERTIFICATE OF CORRECTION

PATENT NO. : Des. 587,502 S
APPLICATION NO. : 29/300371
DATED : March 3, 2009
INVENTOR(S) : John H. Welsch et al.

Page 1 of 1

It is certified that error appears in the above-identified patent and that said Letters Patent is hereby corrected as shown below:

ON COVER PAGE [*] NOTICE:

* Notice, Insert --This design patent is subject to a terminal disclaimer.--.

This certificate supersedes the Certificate of Correction issued June 9, 2009.

Signed and Sealed this

Seventh Day of July, 2009



JOHN DOLL
Acting Director of the United States Patent and Trademark Office