



US00D587474S

(12) **United States Design Patent**
Kelly

(10) **Patent No.:** **US D587,474 S**
(45) **Date of Patent:** **** Mar. 3, 2009**

(54) **FOLDING TABLE AND CHAIR SET**

(75) Inventor: **Luke E. Kelly**, Augusta, KS (US)

(73) Assignee: **The Coleman Company, Inc.**, Wichita, KS (US)

(**) Term: **14 Years**

(21) Appl. No.: **29/281,039**

(22) Filed: **Jun. 13, 2007**

(51) **LOC (9) Cl.** **06-01**

(52) **U.S. Cl.** **D6/335**

(58) **Field of Classification Search** D6/334-338,
D6/360, 367, 374, 375, 482, 491, 495, 500-502;
297/83, 157.1, 158.3, 170, 184.16, 188.14,
297/244, 423.19; 5/12.1, 12.2; D21/803
See application file for complete search history.

(56) **References Cited**

U.S. PATENT DOCUMENTS

D266,211 S *	9/1982	Thom et al.	D6/337
D315,254 S *	3/1991	Walters	D6/337
D323,074 S *	1/1992	Michel	D6/337
D348,989 S *	7/1994	Pomeroy et al.	D6/337
D368,807 S *	4/1996	Noll	D6/337
D381,820 S *	8/1997	Kovalchek	D6/337
5,720,512 A *	2/1998	Hostetler	297/158.5
D396,356 S *	7/1998	Petersen	D6/337
D409,088 S *	5/1999	de Maillard et al.	D9/448
5,921,622 A *	7/1999	Newton	297/157.1
D417,965 S *	12/1999	Strong et al.	D6/337
D422,420 S *	4/2000	Shilling et al.	D6/337
D429,903 S *	8/2000	Iannaccone	D6/337
6,874,427 B2	4/2005	Izumi	
D511,417 S *	11/2005	Astle et al.	D6/337

FOREIGN PATENT DOCUMENTS

JP 1130677 11/2001

JP	1134579	12/2001
JP	200258540	2/2002
JP	2002112839	4/2002
JP	1181411	6/2003
JP	1187820	8/2003
JP	3599724	9/2004
JP	1250854	8/2005

OTHER PUBLICATIONS

“Tables Section” of Coleman 2006 Outdoor Products Catalog, pp. 28-29, The Coleman Company, Inc., Wichita, Kansas, 2006.

“Pack-Away Table Set for 2,” web pages from www.coleman.com, 2 pgs., The Coleman Company, Inc., Wichita, Kansas, 2007.

“Pack-Away Table Set for 4,” web pages from www.coleman.com, 2 pgs., The Coleman Company, Inc., Wichita, Kansas, 2007.

* cited by examiner

Primary Examiner—Sandra Snapp

(74) *Attorney, Agent, or Firm*—Kelly S. Elsea

(57) **CLAIM**

The ornamental design for a folding table and chair set, as shown and described.

DESCRIPTION

FIG. 1 is a top, side perspective view of my new folding table and chair set;

FIG. 2 is a top plan view thereof; and,

FIG. 3 is a front elevation view thereof, the rear elevation view, the right side elevation view, and the left elevation view being the same.

The broken line showing is for illustrative purposes only and forms no part of the claimed design.

1 Claim, 3 Drawing Sheets

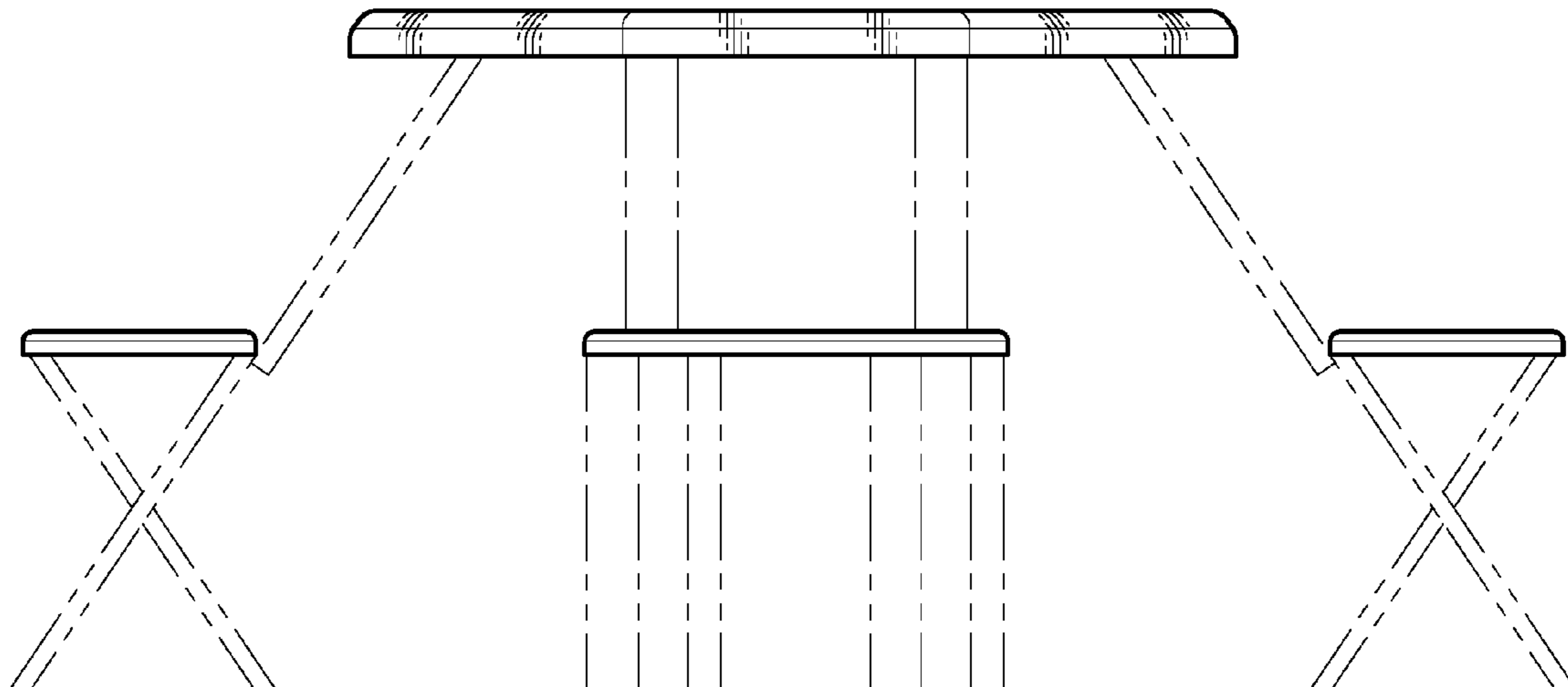


FIG. 1




FIG. 2

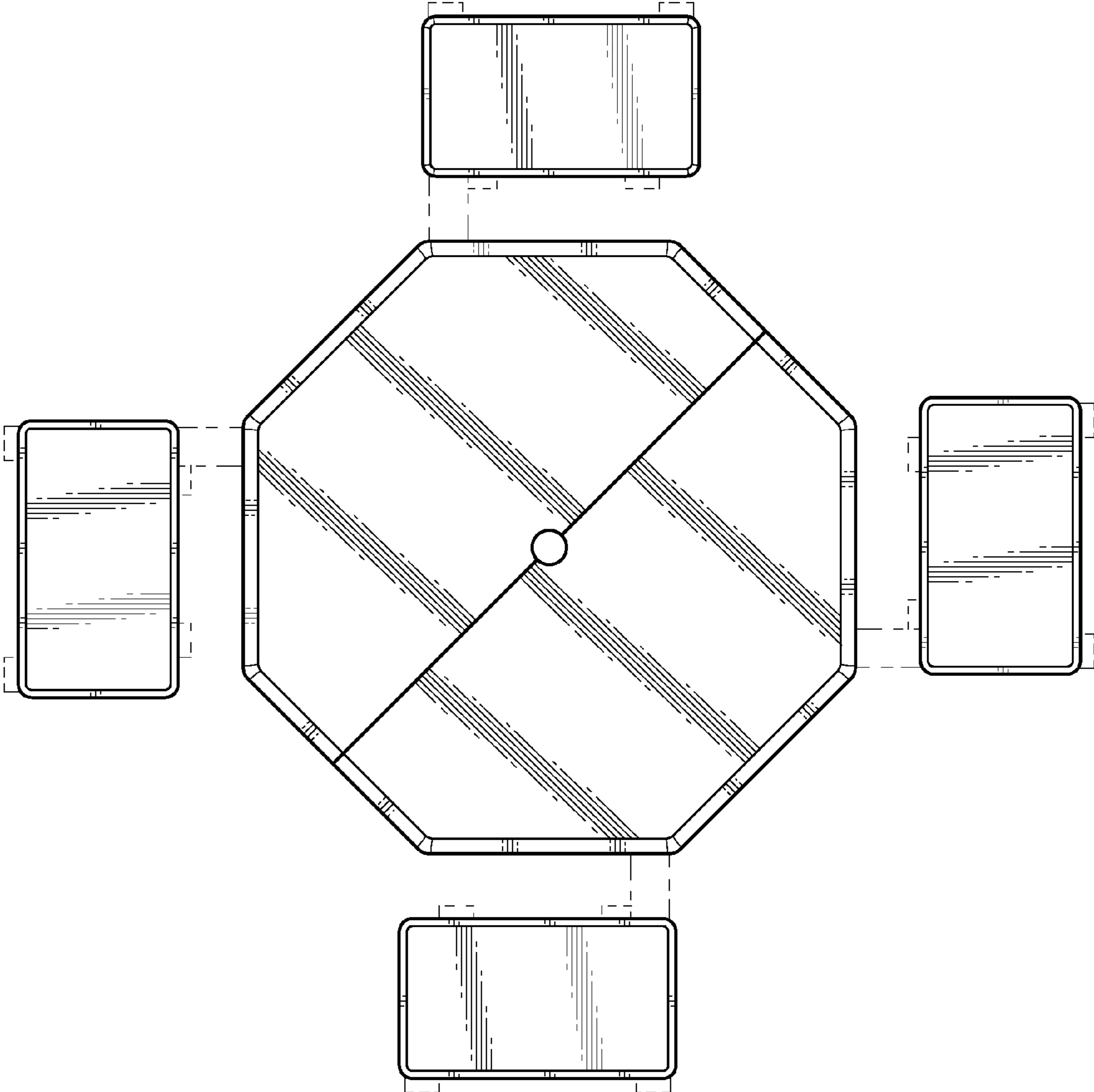


FIG. 3

