



US00D587468S

(12) **United States Design Patent**
van der Lande

(10) **Patent No.:** **US D587,468 S**

(45) **Date of Patent:** **** Mar. 3, 2009**

(54) **PHOTOGRAPH DISPLAY DEVICE**

D453,428 S * 2/2002 Beer D6/407
D506,878 S * 7/2005 Powell D6/301

(75) Inventor: **Jan van der Lande**, New York, NY (US)

* cited by examiner

(73) Assignee: **Kikkerland Design, Inc.**, New York, NY (US)

Primary Examiner—Caron Veynar
Assistant Examiner—Sydney R Buffalow

(**) Term: **14 Years**

(74) *Attorney, Agent, or Firm*—Cascio Schmeyer & Zervas

(21) Appl. No.: **29/308,957**

(57) **CLAIM**

(22) Filed: **Jul. 17, 2008**

The ornamental design for a photograph display device, as shown and described.

(51) **LOC (9) Cl.** **06-07**

(52) **U.S. Cl.** **D6/303**

(58) **Field of Classification Search** D6/300,
D6/301, 302, 303, 310, 407; 40/700, 715,
40/714, 711, 719-722, 735, 738, 744, 617;
D10/71, 70; D19/26, 59, 33; 33/832, 458,
33/512; D20/40

See application file for complete search history.

DESCRIPTION

FIG. 1 is a front elevational view of the photograph display device showing my design;

FIG. 2 is a rear elevational view thereof;

FIG. 3 is a top plan view thereof; and

FIG. 4 is a bottom plan view thereof;

FIG. 5 is a right side elevational view thereof, the side opposite being a mirror image; and,

FIG. 6 is a perspective view thereof.


The broken lines showing the photographs are for illustrative purposes only and form no part of the claimed design.

(56) **References Cited**

U.S. PATENT DOCUMENTS

3,309,805 A * 3/1967 Thomas 40/617
D266,771 S * 11/1982 Wohlke D19/33
D312,836 S * 12/1990 Svec D19/33
D434,570 S * 12/2000 Thorne et al. D6/301
D453,422 S * 2/2002 Morgan D6/301

1 Claim, 4 Drawing Sheets






FIG. 1




FIG. 2



FIG. 3



FIG. 4



FIG. 5

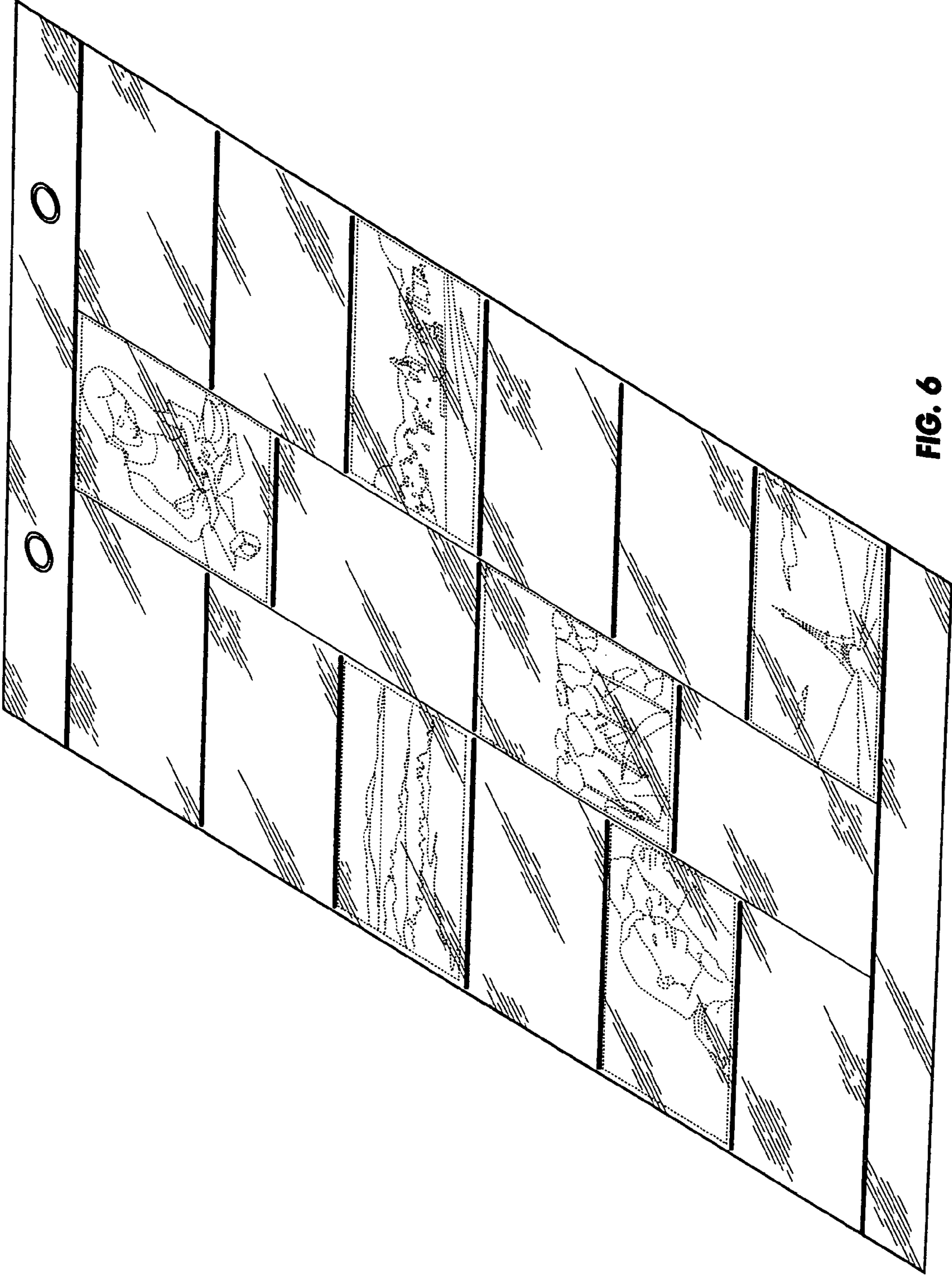


FIG. 6