



US00D587464S

(12) **United States Design Patent**
Domack et al.

(10) **Patent No.:** **US D587,464 S**
(45) **Date of Patent:** **** Mar. 3, 2009**

(54) **MIRROR**

(75) Inventors: **Randy D. Domack**, Trempealeau, WI (US); **Terry A. Everson**, Blair, WI (US)

(73) Assignee: **Ashley Furniture Industries, Inc.**, Arcadia, WI (US)

(**) Term: **14 Years**

(21) Appl. No.: **29/299,332**

(22) Filed: **Dec. 21, 2007**

Related U.S. Application Data

(63) Continuation of application No. 29/255,878, filed on Mar. 13, 2006, now Pat. No. Des. 557,905.

(51) **LOC (9) Cl.** **06-07**

(52) **U.S. Cl.** **D6/300**

(58) **Field of Classification Search** D6/300-314, D6/444; 40/700, 720, 735, 768

See application file for complete search history.

(56) **References Cited**

U.S. PATENT DOCUMENTS

D406,466 S	3/1999	Keller et al.
D411,050 S	6/1999	Keller et al.
D469,261 S	1/2003	Stanton
D474,035 S	5/2003	Tobin, Jr.
D485,079 S	1/2004	Warren et al.
D488,624 S	4/2004	Wanek et al.
D498,594 S	11/2004	Mohundro
D513,886 S	1/2006	Mohundro
D521,747 S	5/2006	Domack et al.
D522,255 S	6/2006	Bruce
D526,490 S	8/2006	Bruce
D527,912 S	9/2006	Domack et al.

Primary Examiner—Caron Veynar
Assistant Examiner—Sydney R Buffalow

(74) *Attorney, Agent, or Firm*—Patterson, Thunte, Skaar & Christensen, P.A.

(57) **CLAIM**

The ornamental design for a mirror, as shown and described.

DESCRIPTION

FIG. 1 is a perspective view of a mirror according to an embodiment of the invention.

FIG. 2 is a side view of a mirror according to an embodiment of the invention, the view from the opposite side being a mirror-image thereto.

FIG. 3 is a top view of a mirror according to an embodiment of the invention; and,


FIG. 4 is a front view of a mirror according to an embodiment of the invention.

The broken lines on the frame surrounding the glass mirror surface form no part of the claimed invention. The surfaces are lined for color. The vertical-horizontal cross-hatching is indicative of a dark near black finish. The cross-hatching is only shown on portions of the surfaces for clarity but should be considered to extend the entirety of the mirror with the exception of central glass surface having the diagonal lines.

The claimed design does not include any depth for the ornamental details shown within the perimeter moldings.

All of the material from U.S. Pat. No. D557,905 which is essential to the claimed design is included herein. Any material in U.S. Pat. No. D557,905 which is not present herein form no part of the claimed design.

1 Claim, 2 Drawing Sheets



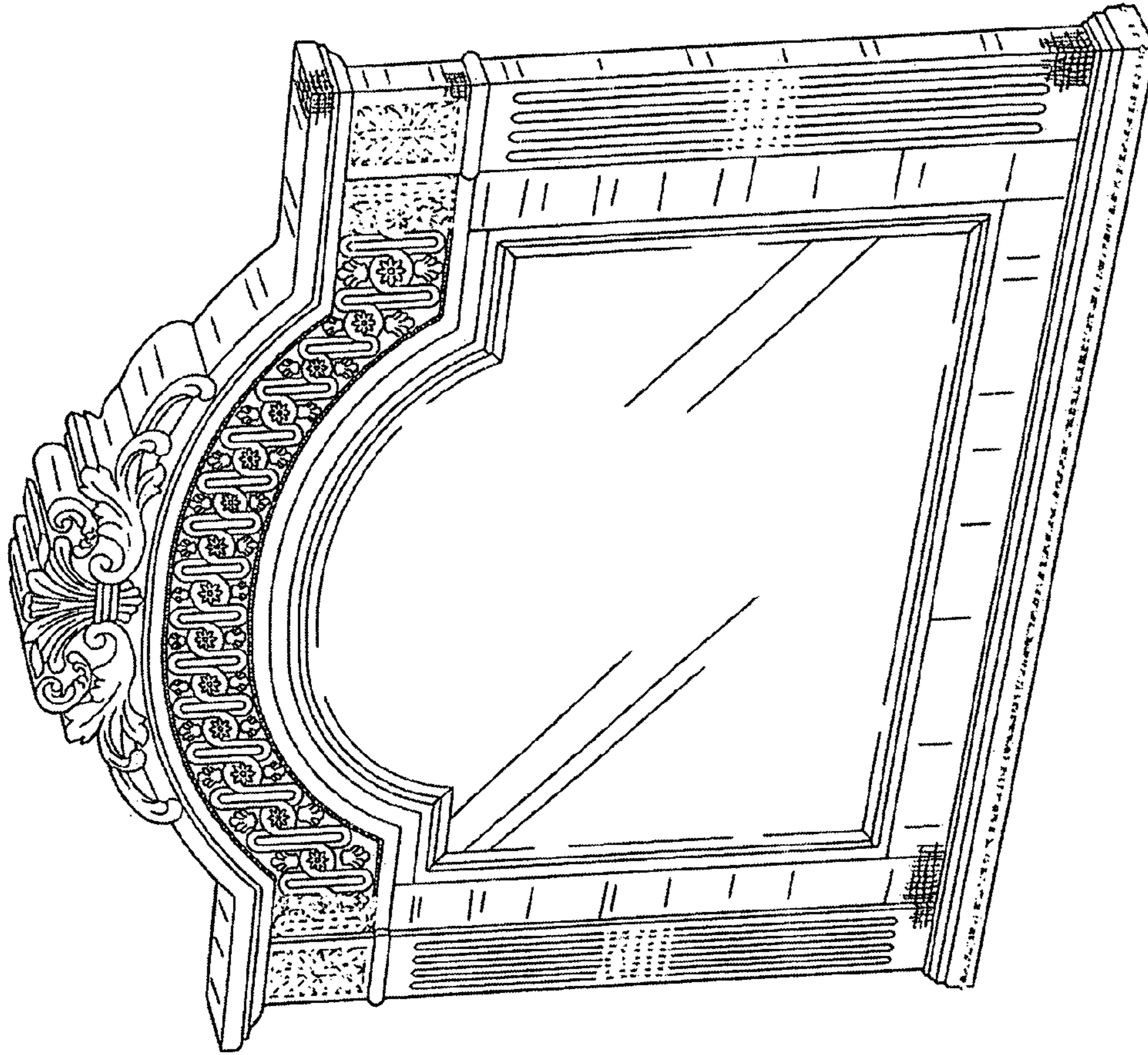


Fig. 1




Fig. 2

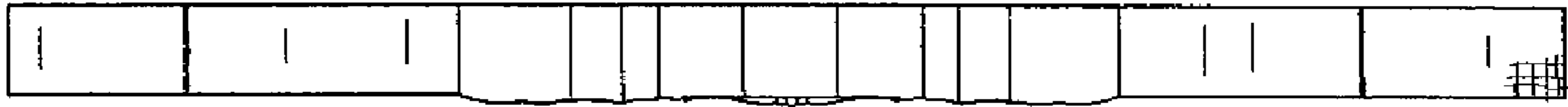


Fig. 3




Fig. 4