



US00D587463S

(12) **United States Design Patent**
Franco et al.

(10) **Patent No.:** **US D587,463 S**
(45) **Date of Patent:** **** Mar. 3, 2009**

(54) **JEWEL DISPLAY BOX**

D541,054 S * 4/2007 Schwind D6/300
D548,827 S * 8/2007 Pivert et al. D23/366

(76) Inventors: **Natali Franco**, 2100 N. Ocean Blvd.,
#23b, Fort Lauderdale, FL (US) 33305;
Stephen G. E Crane, 1201 NW. 65th Pl.,
Fort Lauderdale, FL (US) 33309

* cited by examiner

Primary Examiner—Caron Veynar
Assistant Examiner—Abraham Bahta
(74) *Attorney, Agent, or Firm*—Raymond Y. Chan; David and
Raymond Patent Firm

(**) Term: **14 Years**

(21) Appl. No.: **29/267,789**

(57) **CLAIM**

(22) Filed: **Oct. 23, 2006**

The ornamental design for a jewel display box, as shown and
described.

(51) **LOC (9) Cl.** **06-07**

(52) **U.S. Cl.** **D6/300**

(58) **Field of Classification Search** D6/300-314,
D6/568, 432; 40/700, 711, 722, 734, 765,
40/798, 735, 781, 791, 661, 666.01; D11/184
See application file for complete search history.

DESCRIPTION

FIG. 1 is a front perspective view of a jewel display box
showing my new design.

FIG. 2 is a rear perspective view thereof.

FIG. 3 is a front view thereof.

FIG. 4 is a rear view thereof.

FIG. 5 is a left and right end view thereof.

FIG. 6 is a top and bottom view thereof.

FIG. 7 is an exploded view thereof.

FIG. 8 is an alternative front perspective view thereof.

FIG. 9 is an alternative rear perspective view thereof; and,


FIG. 10 is an alternative exploded view thereof, wherein the
broken lines shown in the drawings are for illustrative pur-
poses only and form no part of the claim.

(56) **References Cited**

U.S. PATENT DOCUMENTS

2,549,928	A *	4/1951	Reefe	40/714
4,145,826	A *	3/1979	Shaw	40/739
D295,699	S *	5/1988	Purdy	D6/310
D370,568	S *	6/1996	Wynne	D6/306
D383,613	S *	9/1997	Handler	D6/300
D394,959	S *	6/1998	Kwan	D6/314
D431,374	S *	10/2000	Glover	D6/300
D451,683	S *	12/2001	Vincent	D6/300
D492,079	S *	6/2004	Feltman	D99/5
D493,036	S *	7/2004	O'Neal	D6/300
D520,755	S *	5/2006	Sakaguchi	D6/300

1 Claim, 10 Drawing Sheets






FIG. 1

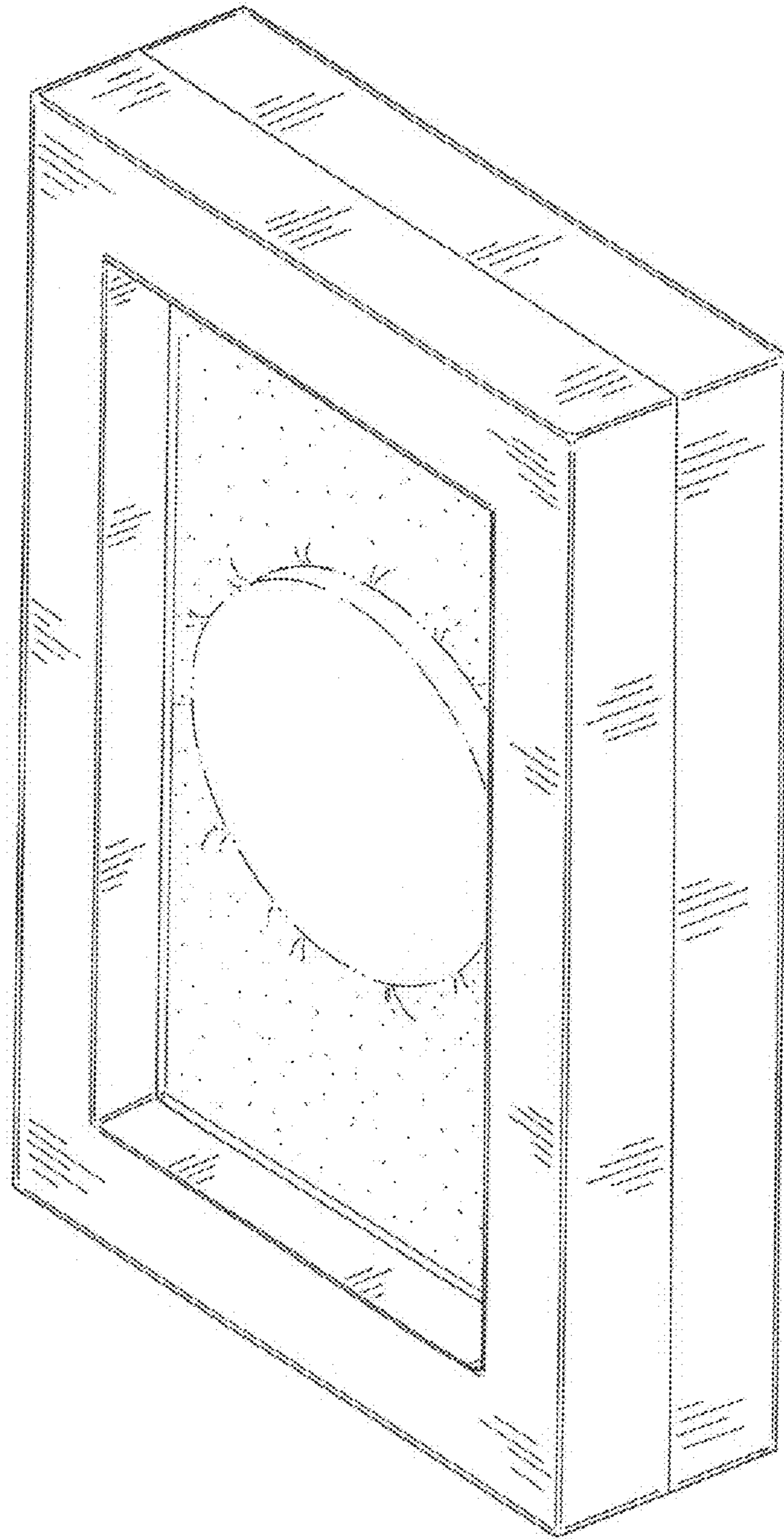


FIG. 2




FIG. 3

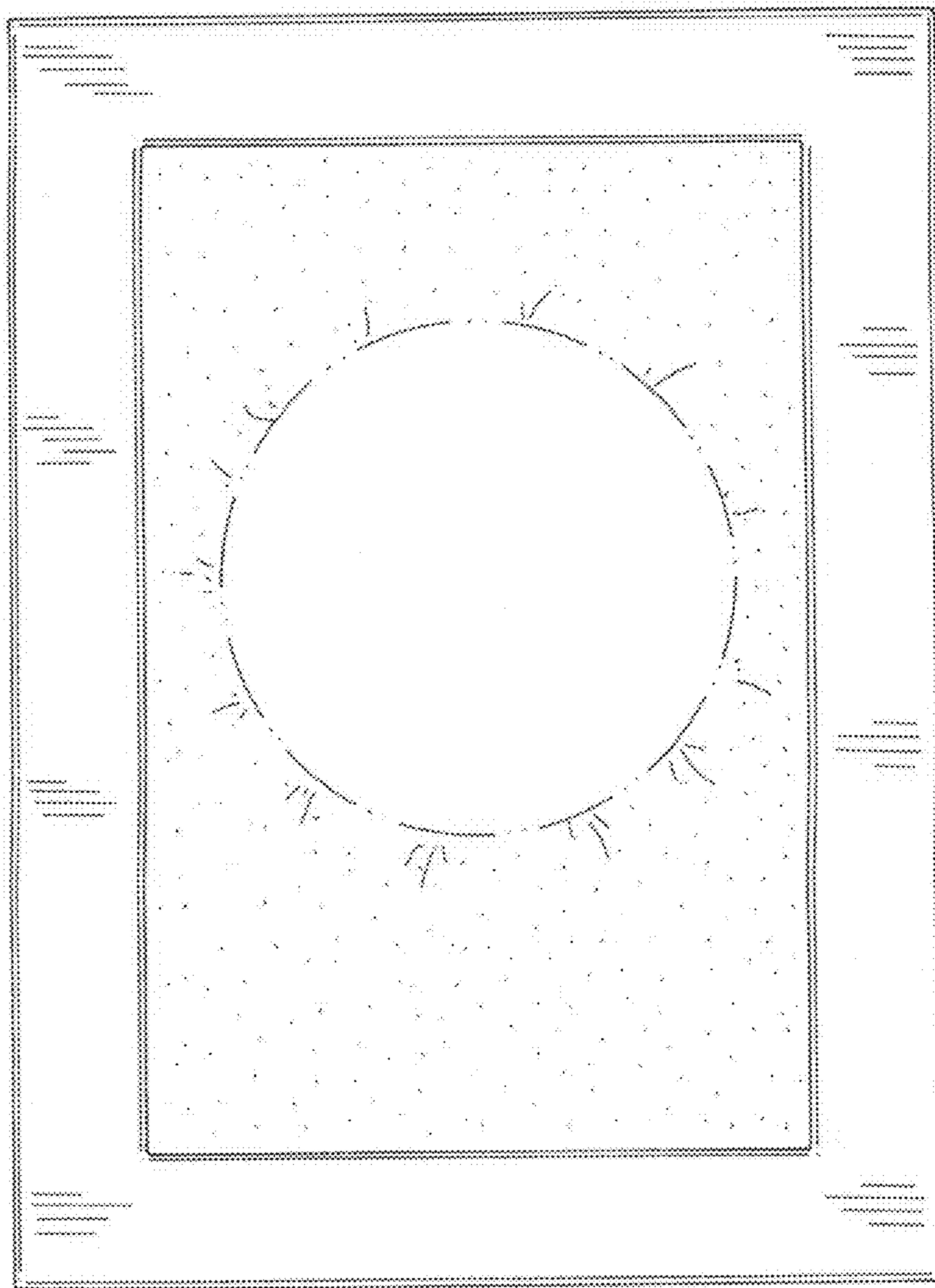


FIG. 4

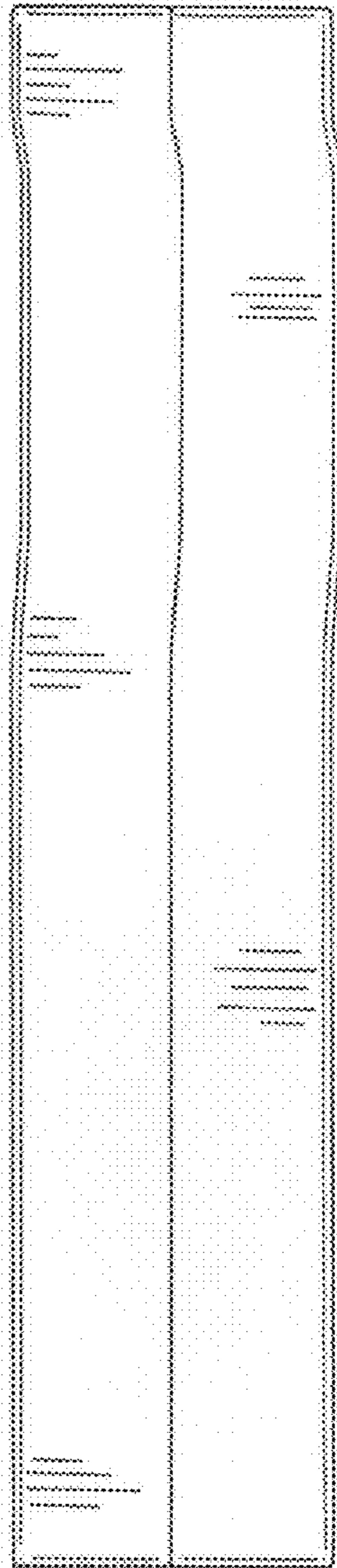


FIG. 5




FIG. 6

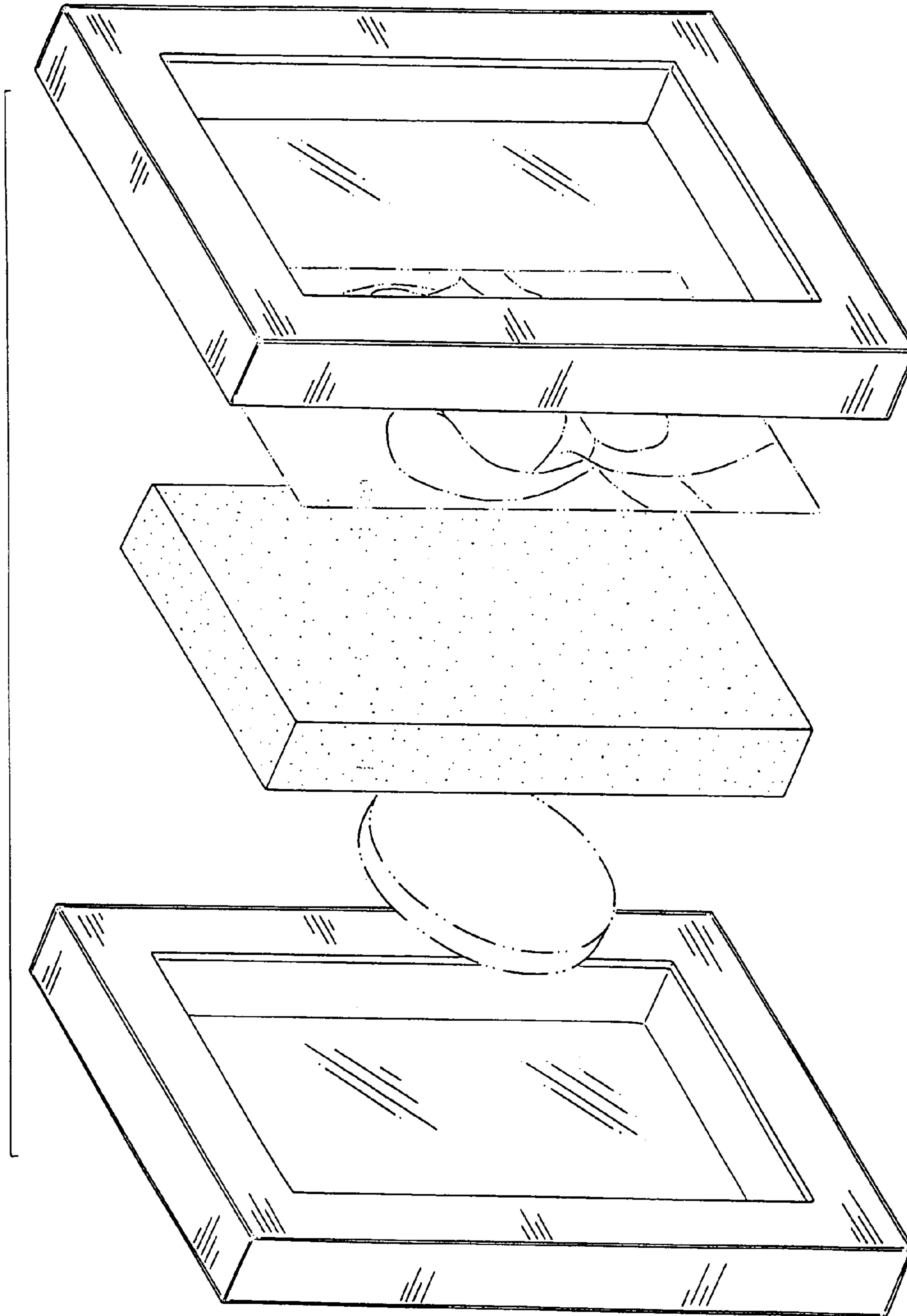


FIG. 7




FIG. 8

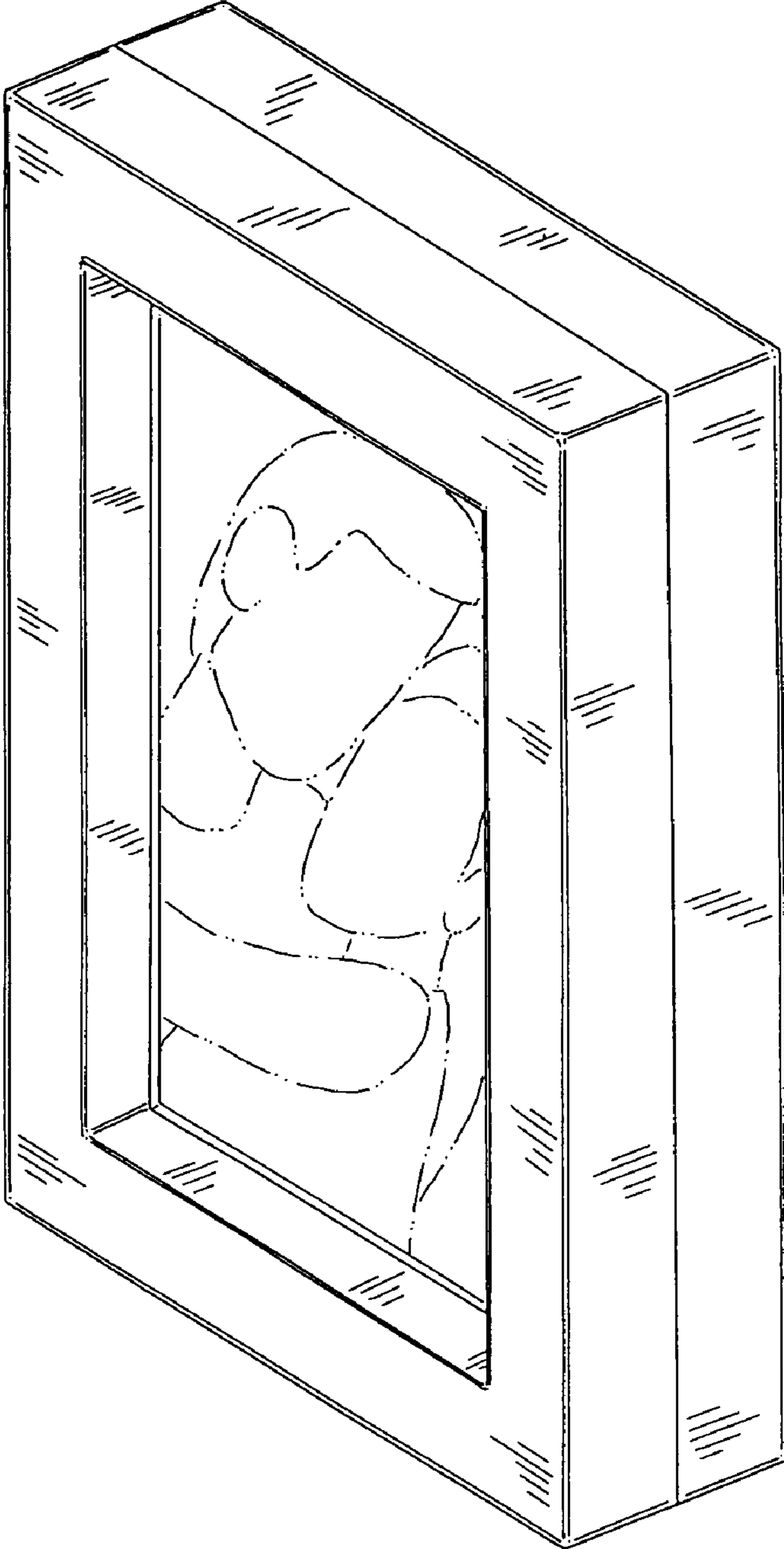


FIG. 9

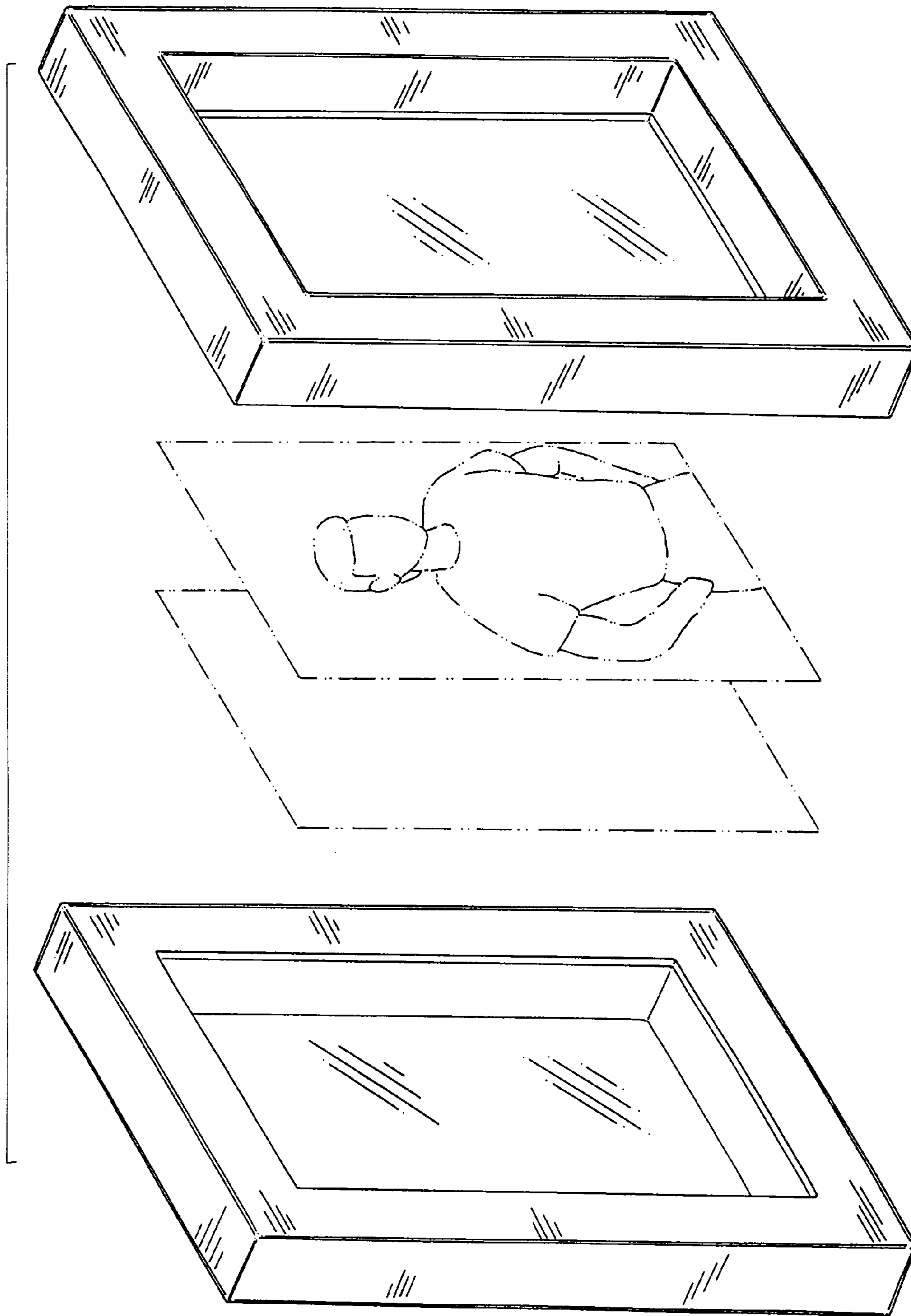


FIG. 10