



US00D587459S

(12) **United States Design Patent**
Chiang

(10) **Patent No.:** **US D587,459 S**
(45) **Date of Patent:** **** Mar. 3, 2009**

(54) **MASCARA BRUSH**

(75) Inventor: **Yao-Tang Chiang**, Taipei (TW)

(73) Assignee: **Ching Fon Industrial Co., Ltd.**, Taipei (TW)

(**) Term: **14 Years**

(21) Appl. No.: **29/325,970**

(22) Filed: **Oct. 9, 2008**

(51) **LOC (9) Cl.** **04-02**

(52) **U.S. Cl.** **D4/128; D4/136**

(58) **Field of Classification Search** D4/128,
D4/133, 136; D28/7, 35, 36; 15/27, 188,
15/DIG. 5; 132/216–218, 223, 226, 237,
132/262, 271, 317, 320

See application file for complete search history.

(56) **References Cited**

U.S. PATENT DOCUMENTS

4,964,429 A * 10/1990 Cole 132/218
7,325,550 B2 * 2/2008 Eckers et al. 132/218
D564,233 S * 3/2008 Dumler et al. D4/128
2008/0011317 A1 * 1/2008 Malvar et al. 132/218

FOREIGN PATENT DOCUMENTS

EP 1752063 * 2/2007

OTHER PUBLICATIONS

EM 242078-0002 Industrial Design Application (RUSI Cosmetic GmbH & Co.) Feb. 22, 2005, [online], [retrieved on Dec. 7, 2008] Retrieved from the Design Database of the Office for Harmonization in the Internal Market using the Internet: <URL: http://oami.europa.eu>.*

EM 330436-0018 Industrial Design Application (Geka Brush GmbH) Jun. 14, 2005, [online], [retrieved on Dec. 7, 2008] Retrieved from the Design Database of the Office for Harmonization in the Internal Market using the Internet: <URL: http://oami.europa.eu>.*
EM 330436-0032 Industrial Design Application (Geka Brush GmbH) Jun. 14, 2005, [online], [retrieved on Dec. 7, 2008] Retrieved from the Design Database of the Office for Harmonization in the Internal Market using the Internet: <URL: http://oami.europa.eu>.*

* cited by examiner

Primary Examiner—Melanie H Tung

Assistant Examiner—Lavone D Tabor

(74) *Attorney, Agent, or Firm*—Rabin & Berdo, P.C.

(57) **CLAIM**

The ornamental design for a “mascara brush,” as shown and described.

DESCRIPTION

FIG. 1 is a perspective view of mascara brush showing my new design;

FIG. 2 is a front view thereof;

FIG. 3 is a rear view thereof;

FIG. 4 is a left side elevational view thereof;

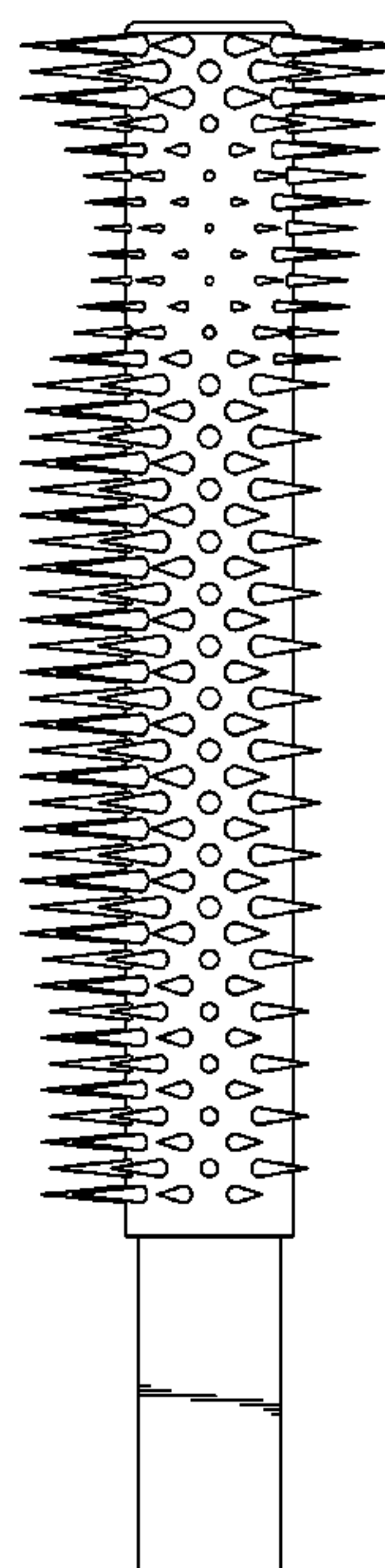
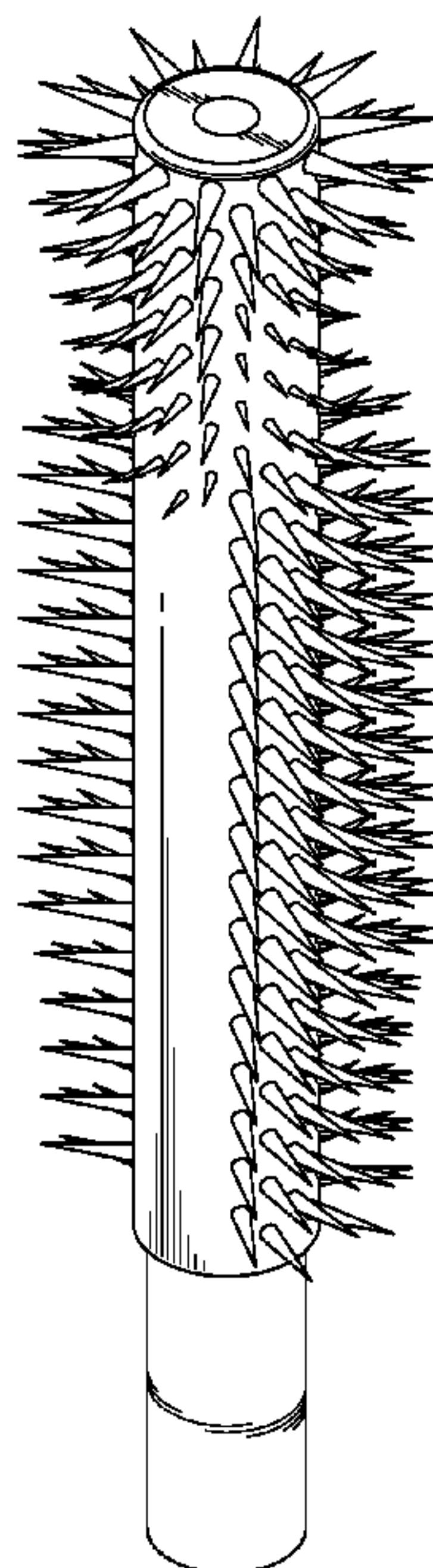
FIG. 5 is a right side elevational view thereof;

FIG. 6 is a top view thereof;

FIG. 7 is a bottom view thereof; and,

FIG. 8 is a reduced perspective view thereof, the broken lines being included to illustrate environmental structure which forms no part of the claimed design.

1 Claim, 5 Drawing Sheets



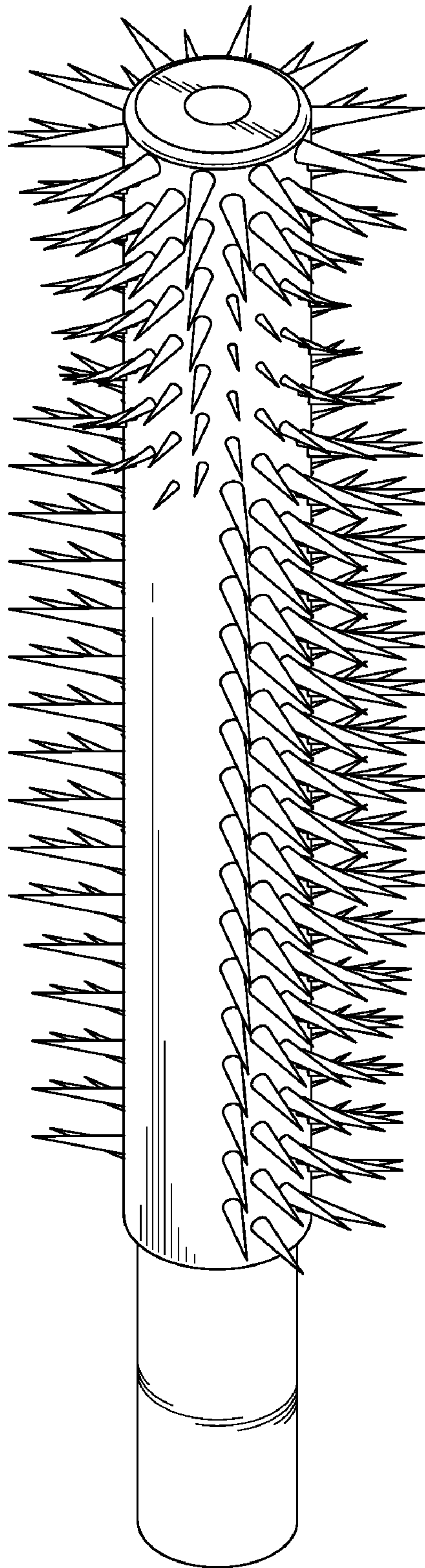


FIG.1

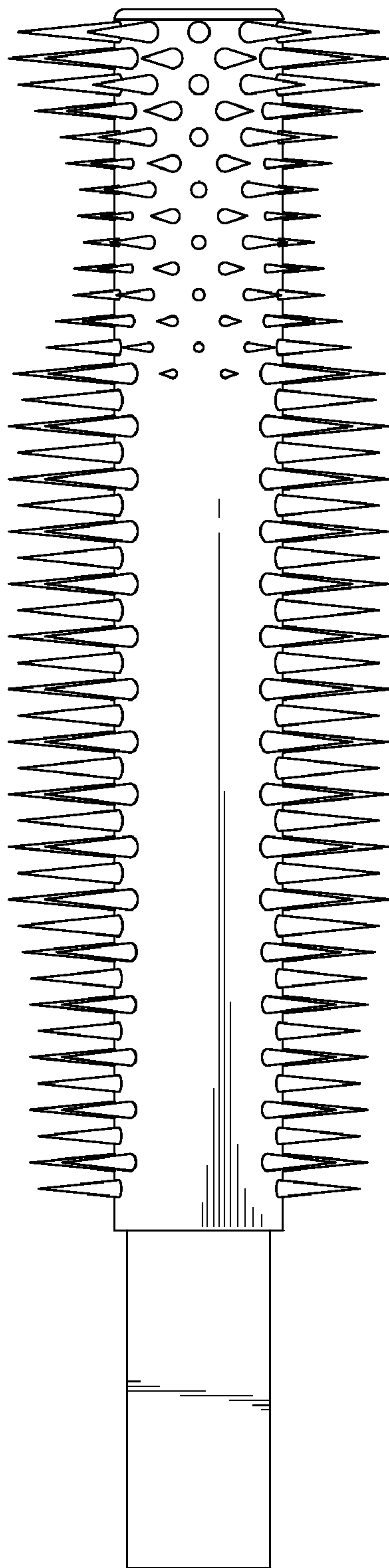


FIG. 2

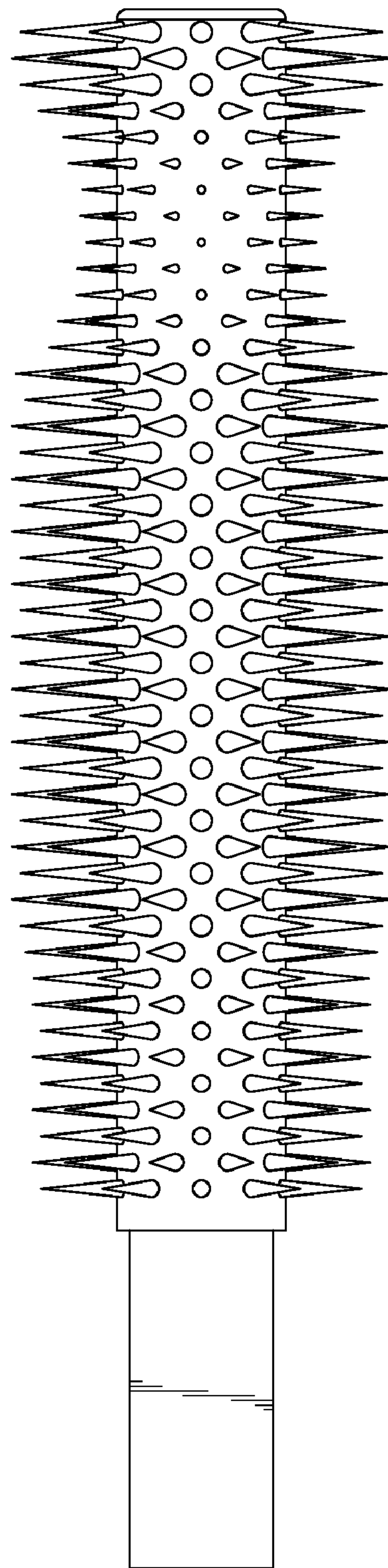


FIG. 3

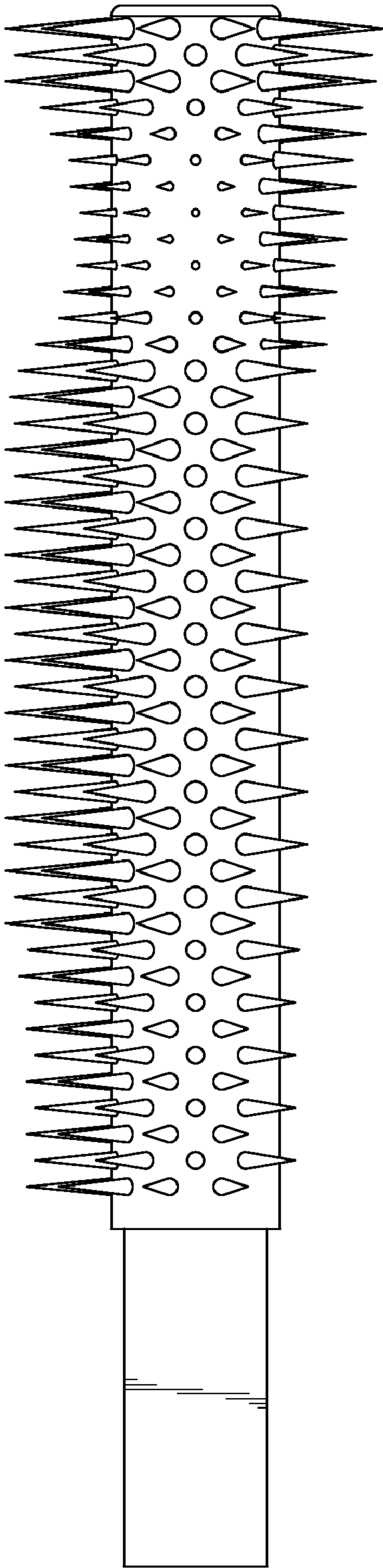


FIG. 4

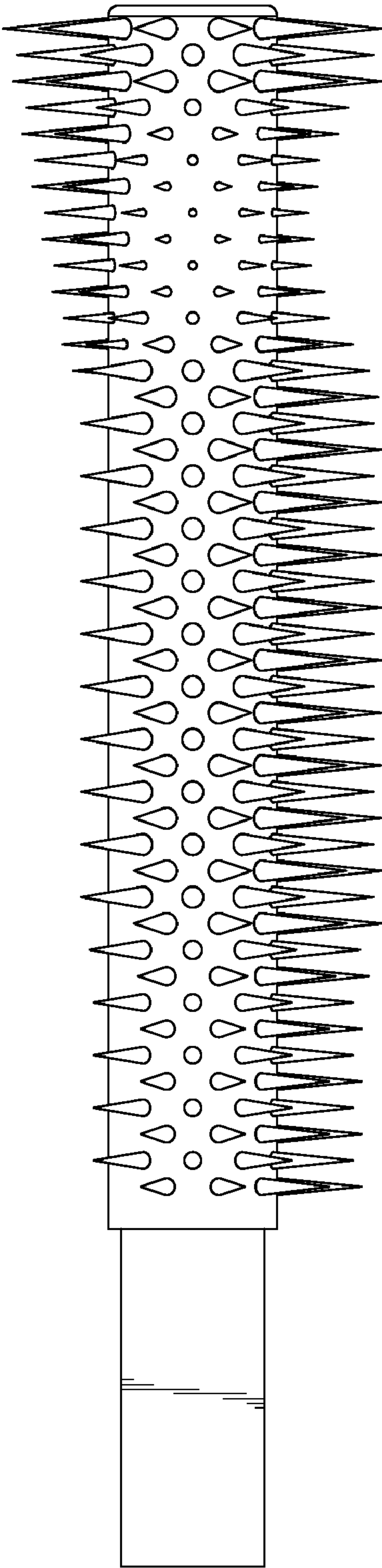


FIG. 5




FIG. 6




FIG. 7

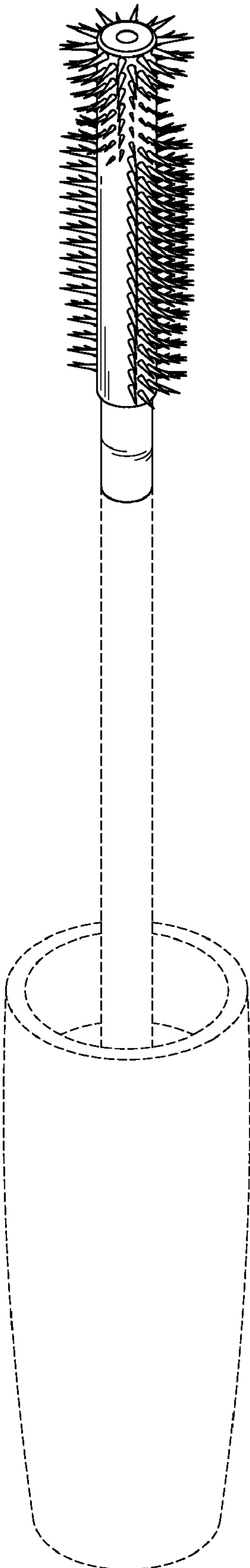


FIG.8