



US00D587457S

(12) **United States Design Patent**
Barnwell et al.

(10) **Patent No.:** **US D587,457 S**

(45) **Date of Patent:** **** Mar. 3, 2009**

(54) **SLING FOR A HANDBAG**

D570,603 S * 6/2008 Wu et al. D3/327

(76) Inventors: **Susan Barnwell**, 76 Alcorn Avenue,
Toronto, ON (CA) M4V 1E4; **Sandra**
Rose Tullio-Pow, 7434 Willow Crescent,
Niagara Falls, ON (CA) L23 3Z2; **Joyce**
Marion Nyhof-Young, 42 Grattan
Street, Toronto, ON (CA) M9N 3J5

* cited by examiner

Primary Examiner—Catherine R Oliver
(74) *Attorney, Agent, or Firm*—T. Andrew Currier; David
Johnson; Perry + Currier Inc.

(**) Term: **14 Years**

(21) Appl. No.: **29/302,848**

(22) Filed: **Jan. 25, 2008**

(51) **LOC (9) Cl.** **03-01**

(52) **U.S. Cl.** **D3/327**

(58) **Field of Classification Search** D3/327,
D3/231–240, 261, 226; 224/264, 642–643,
224/601, 251, 257–258, 578, 613, 617, 911–912;
150/108

See application file for complete search history.

(56) **References Cited**

U.S. PATENT DOCUMENTS

5,806,733 A * 9/1998 Smith 224/264
D557,496 S * 12/2007 Gonthier D3/226

(57) **CLAIM**

The ornamental design for a sling for a handbag, as shown and described.

DESCRIPTION

FIG. 1 is a front perspective view of the sling for a handbag of the present design;

FIG. 2 is a front elevational view thereof;

FIG. 3 is a right elevational view thereof;

FIG. 4 is a rear elevational view thereof;

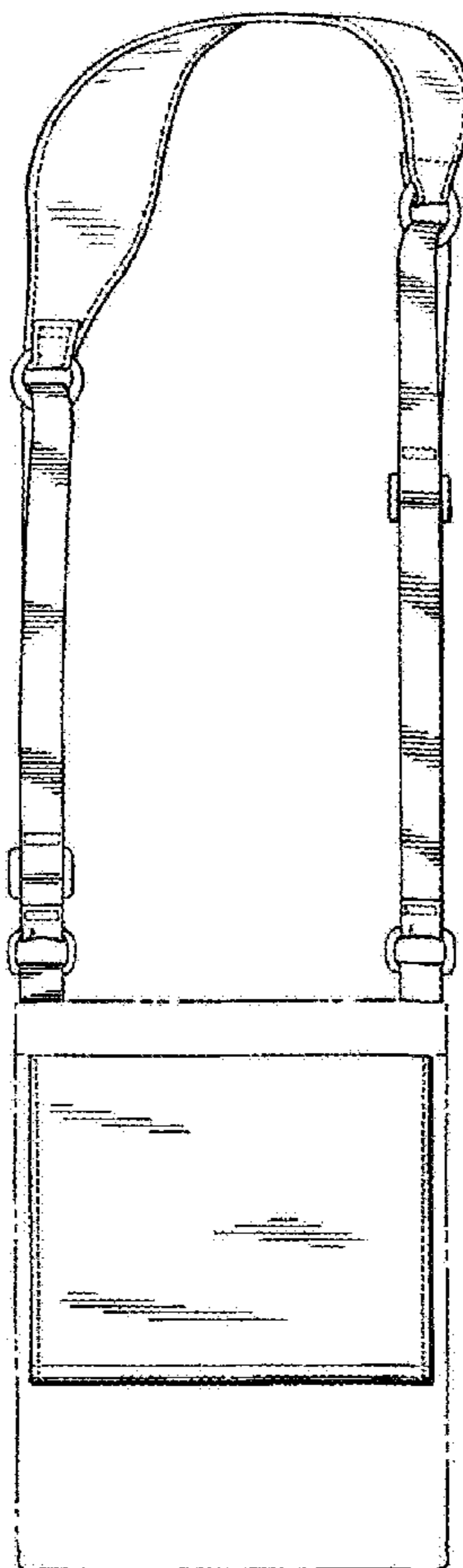
FIG. 5 is a left elevational view thereof;

FIG. 6 is a bottom plan view thereof; and,

FIG. 7 is a top plan view thereof.

The broken line showing is for illustrative purposes only and forms no part of claimed embodiments.

1 Claim, 4 Drawing Sheets






FIG. 1.

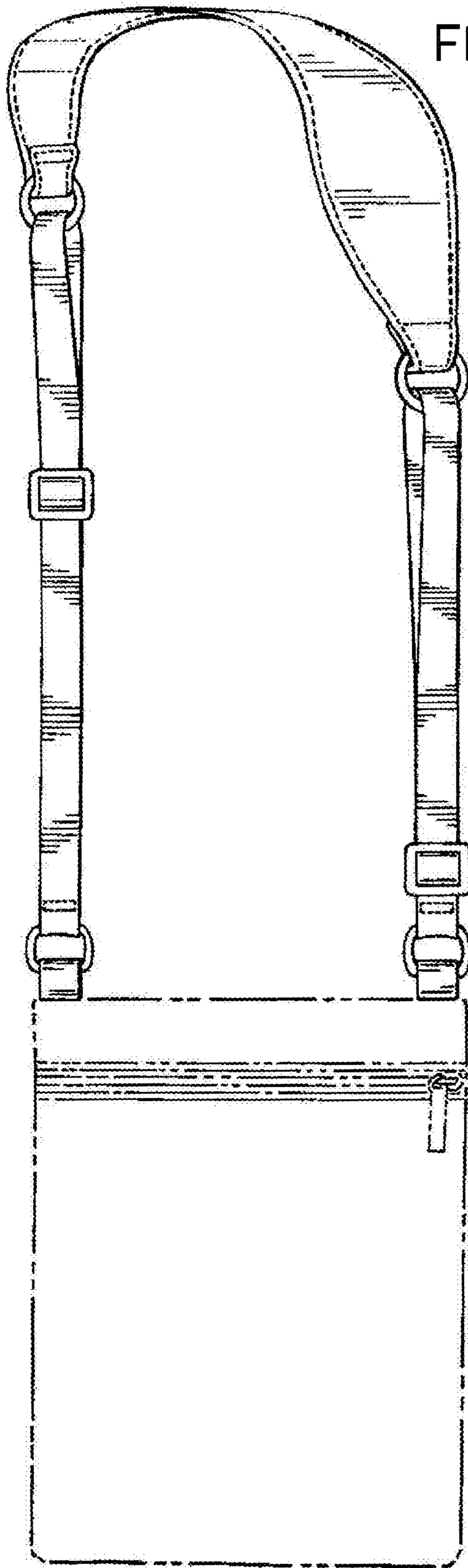


FIG. 2.

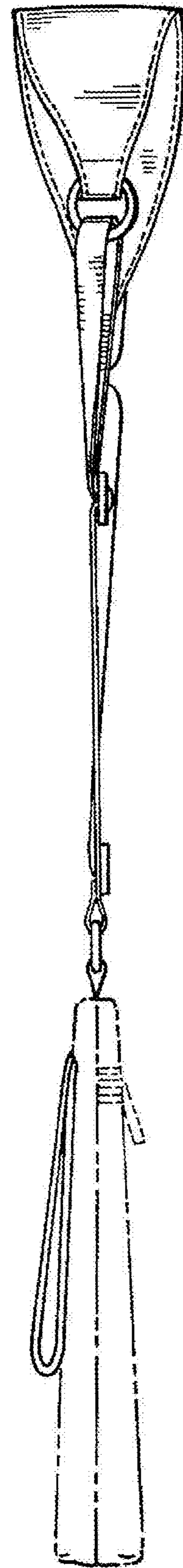


FIG. 3.

FIG. 4.

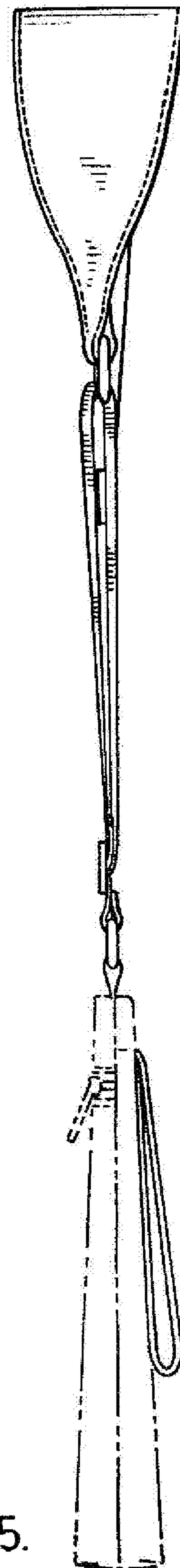
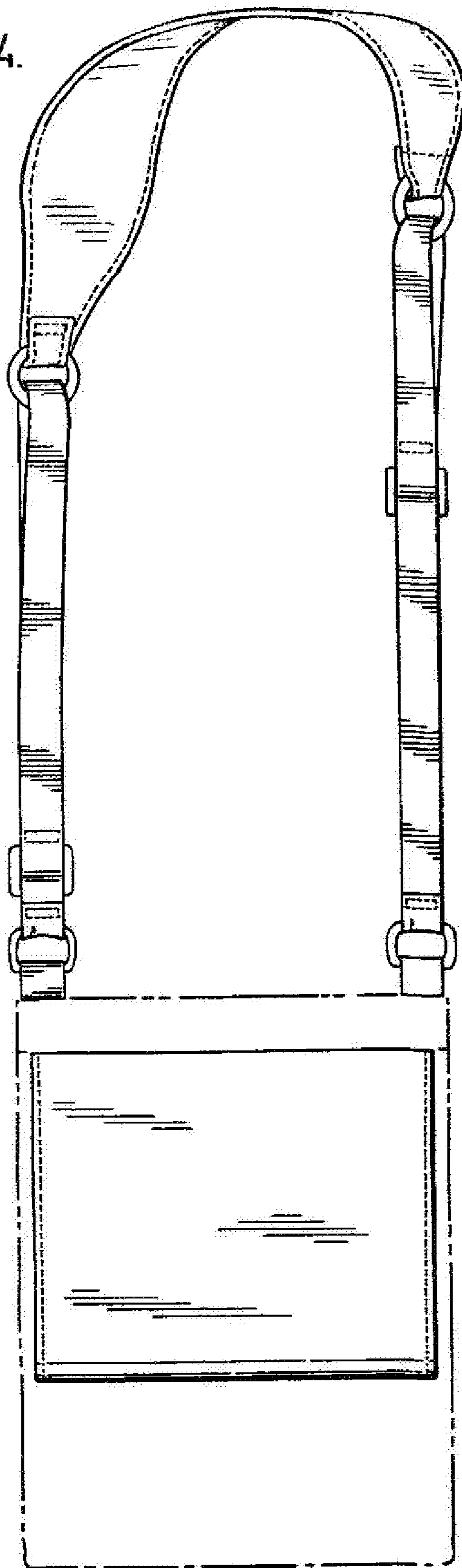


FIG. 5.

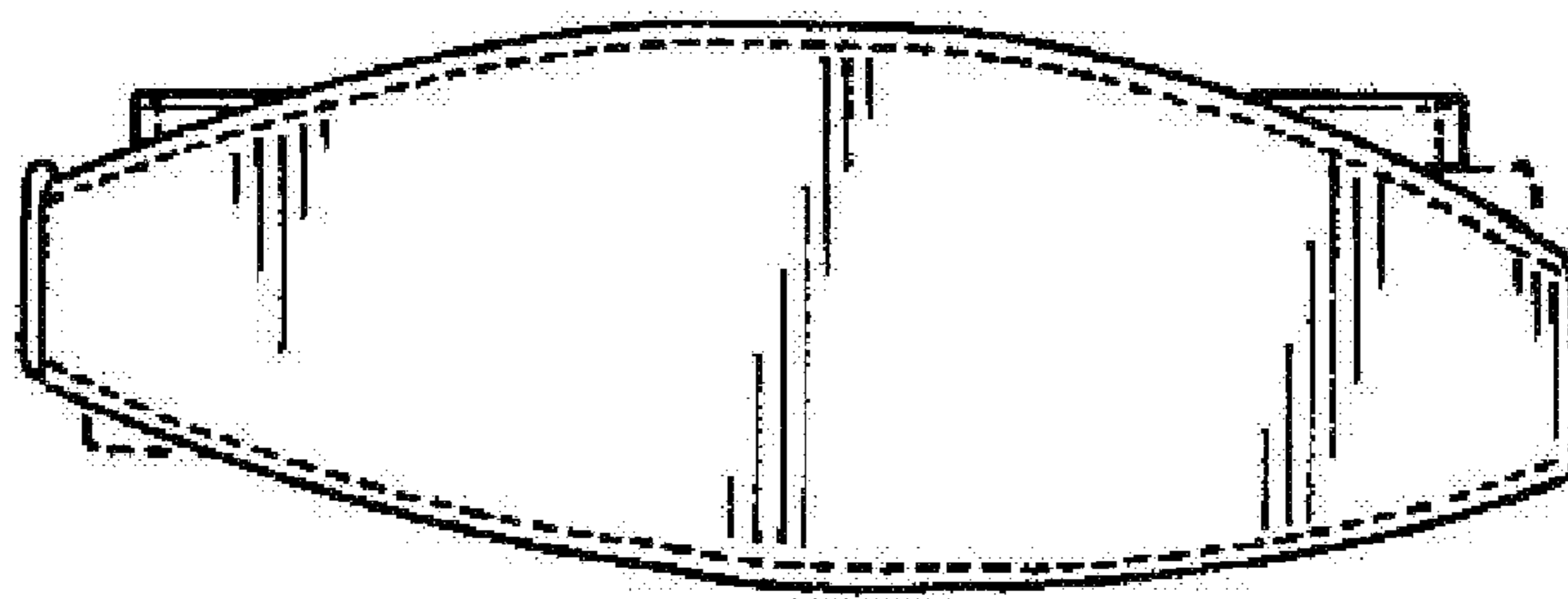


FIG. 6.

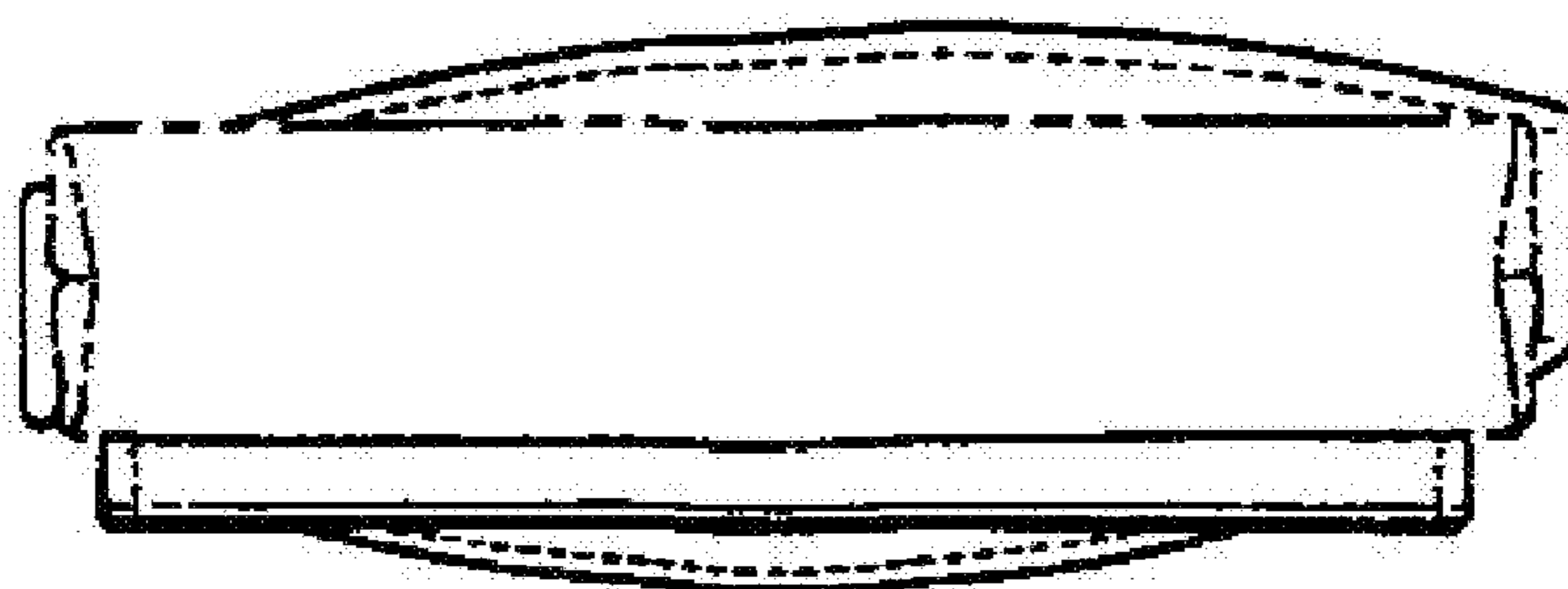


FIG. 7.