



US00D587454S

(12) **United States Design Patent**  
**Mayes, Jr.**

(10) **Patent No.:** **US D587,454 S**  
(45) **Date of Patent:** **\*\* Mar. 3, 2009**

(54) **OUTDOOR STORAGE DEVICE**

(76) **Inventor:** **Vernon Lee Mayes, Jr.**, 127 Quill Dr.,  
Columbia, SC (US) 29212

(\*\*) **Term:** **14 Years**

(21) **Appl. No.:** **29/281,937**

(22) **Filed:** **Jul. 6, 2007**

(51) **LOC (9) Cl.** ..... **03-01**

(52) **U.S. Cl.** ..... **D3/294; D3/272; D6/440**

(58) **Field of Classification Search** ..... D3/270,  
D3/271.1, 272-273, 294-295, 302, 901, 903;  
D6/432, 434, 440, 443; 206/457, 822; 312/203-204  
See application file for complete search history.

(56) **References Cited**

**U.S. PATENT DOCUMENTS**

D70,897 S *	8/1926	Purchas	.....	D3/294
D71,406 S *	11/1926	Purchas	.....	D3/294
D73,400 S *	9/1927	Eberhart	.....	D3/272
D73,616 S *	10/1927	McKeon	.....	D27/188
D75,360 S *	5/1928	Eberhart	.....	D3/272
D76,561 S *	10/1928	Snell	.....	D3/270
D84,954 S *	8/1931	Purchas	.....	D3/271.1
D166,512 S *	4/1952	White	.....	D27/188
D173,200 S *	10/1954	Goodhue	.....	D3/270
D174,886 S *	5/1955	Petker	.....	D3/272
4,249,684 A	2/1981	Miller et al.		
D334,662 S *	4/1993	van Berne	.....	D3/272
D354,518 S *	1/1995	Dietterich et al.	.....	D19/82
D361,220 S *	8/1995	Cacciola	.....	D6/440
D365,154 S *	12/1995	Maple	.....	D25/16
D388,976 S *	1/1998	Markson	.....	D6/432
D394,280 S *	5/1998	Cheris et al.	.....	D19/75
D402,134 S *	12/1998	Schrader	.....	D6/440
D410,350 S *	6/1999	Stangl	.....	D6/440
D414,208 S *	9/1999	Eddy et al.	.....	D19/76
D426,724 S *	6/2000	Stangl	.....	D6/440
D442,780 S	5/2001	Hiernard		
D444,626 S *	7/2001	Anderson et al.	.....	D3/273
6,658,903 B1	12/2003	McShane et al.		

D505,766 S *	6/2005	Matthews	.....	D3/270
D525,047 S *	7/2006	Linder	.....	D6/432
D556,451 S *	12/2007	McDonald	.....	D3/294

**OTHER PUBLICATIONS**

Online advertisement: Rubbermaid Storage Sheds Center, website:  
<http://www.rubbermaidstoragesheds.com> (4 pages), downloaded on  
Apr. 14, 2007 and Nov. 29, 2007.

\* cited by examiner

*Primary Examiner*—T. Chase Nelson

*Assistant Examiner*—Roselyne Cody

(74) *Attorney, Agent, or Firm*—Sutherland Asbill & Brennan  
LLP

(57) **CLAIM**

The ornamental design for an outdoor storage device, as  
shown and described.

**DESCRIPTION**

FIG. 1 is a perspective view of an outdoor storage device in  
accordance with an embodiment of the invention.

FIG. 2 is a front view of the outdoor storage device illustrated  
in FIG. 1;

FIG. 3 is a rear view of the outdoor storage device illustrated  
in FIG. 1;

FIG. 4 is a left side view of the outdoor storage device illus-  
trated in FIG. 1;

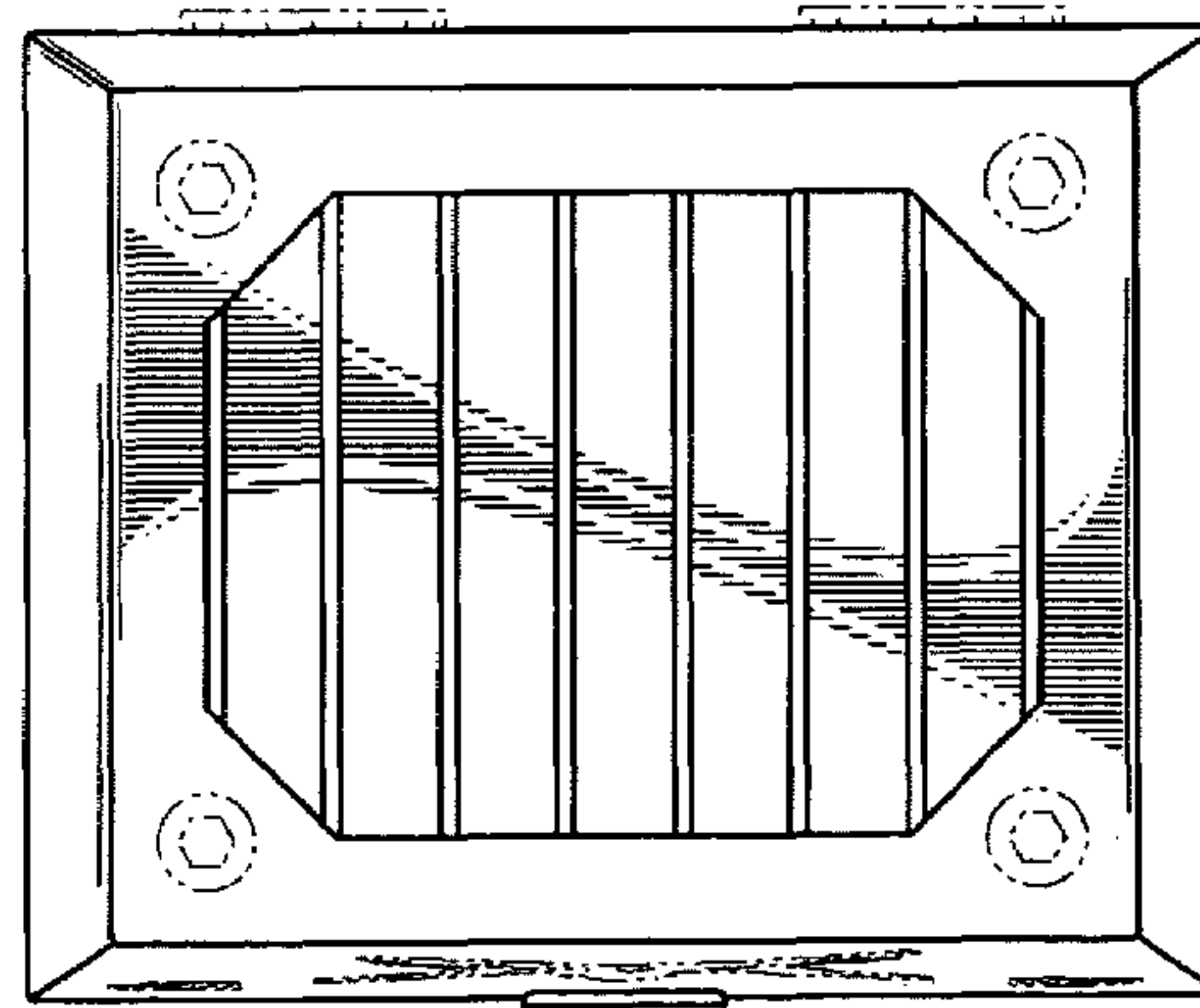
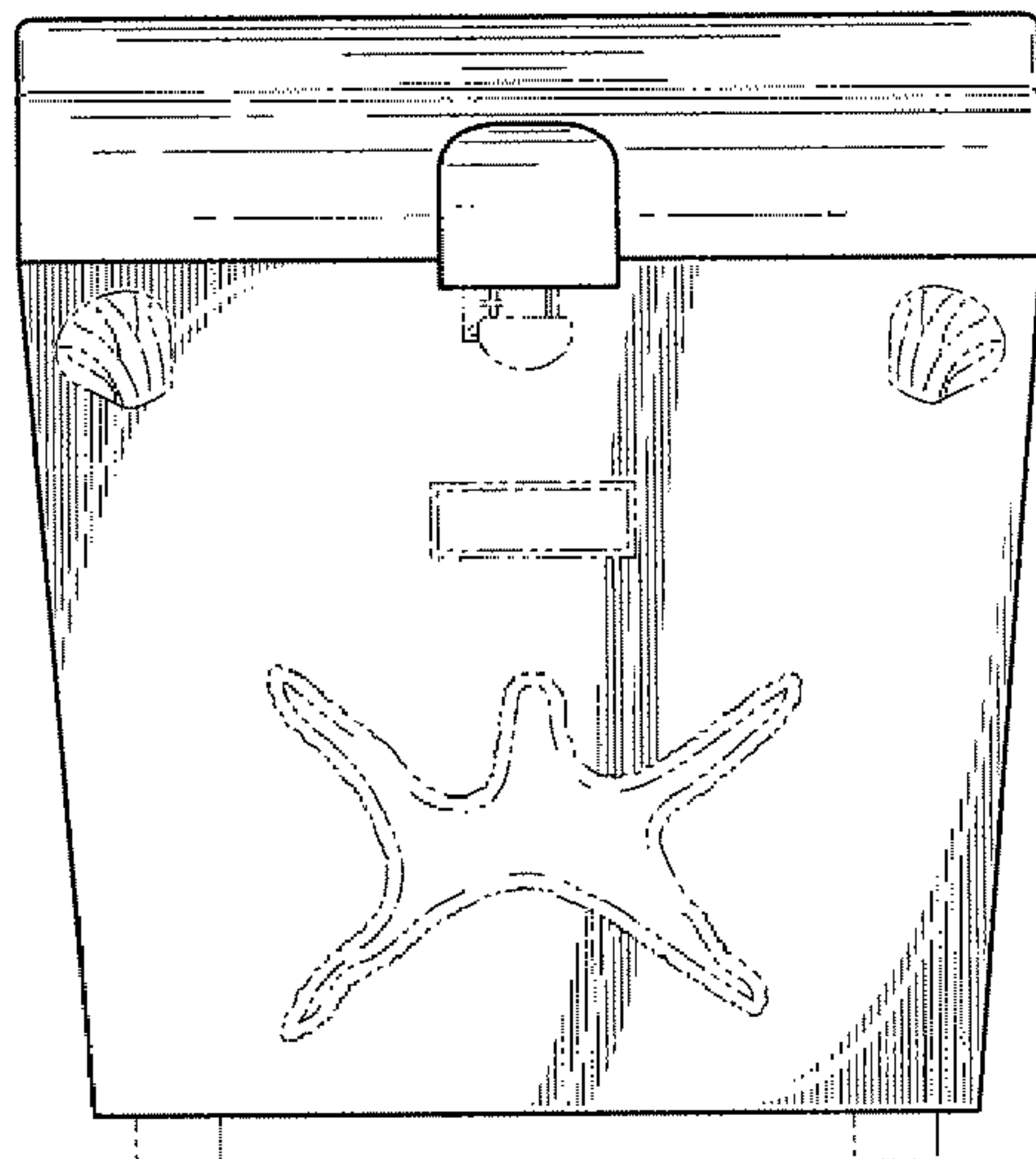
FIG. 5 is a right side view of the outdoor storage device  
illustrated in FIG. 1;

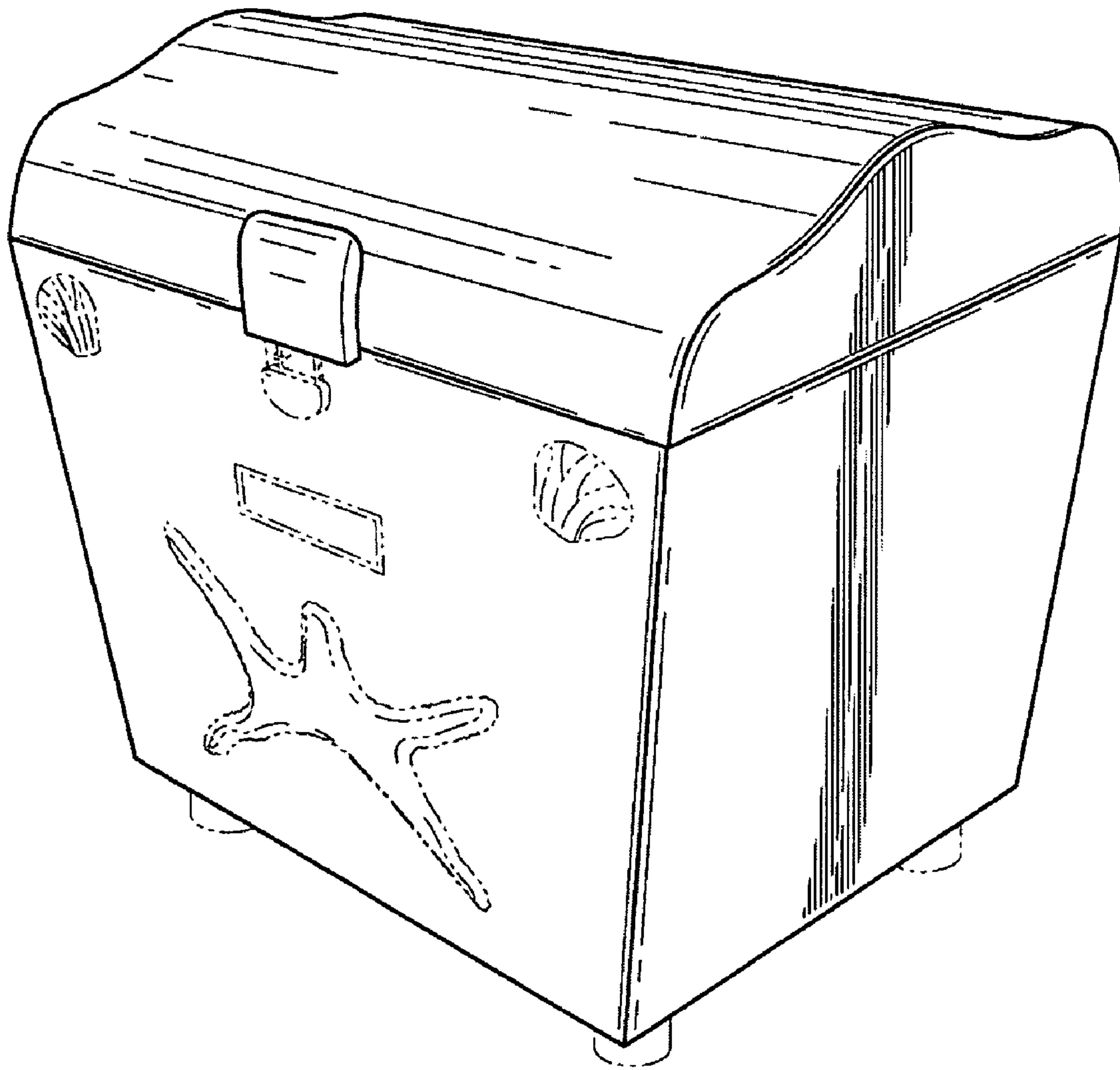
FIG. 6 is a top view of the outdoor storage device illustrated  
in FIG. 1; and,

FIG. 7 is a bottom view of the outdoor storage device illus-  
trated in FIG. 1.

The broken lines in all figures are directed to environment  
(e.g., decorative elements, feet, hinges, locks, and other hard-  
ware) and form no part of the claimed design.

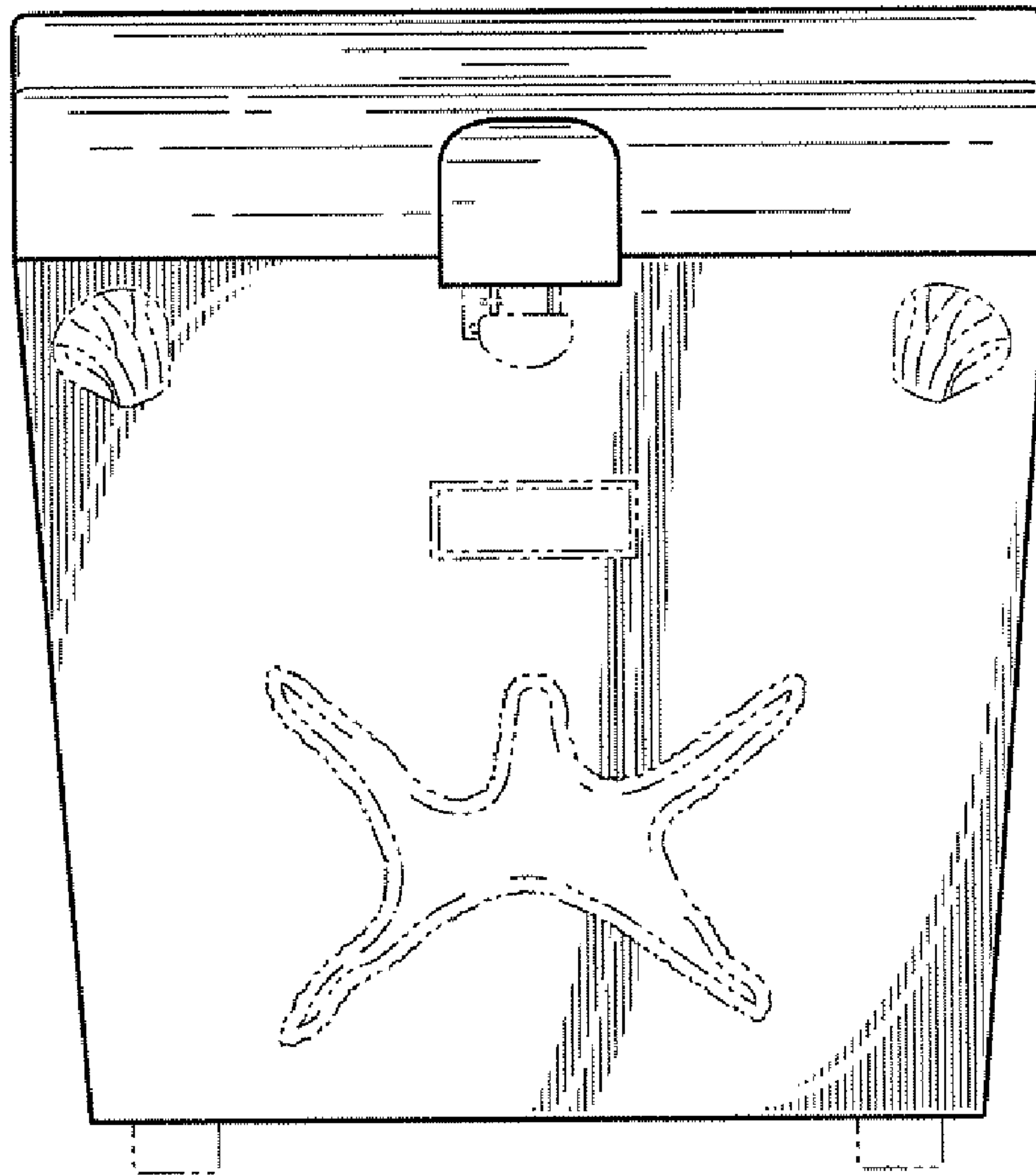
**1 Claim, 4 Drawing Sheets**






**Fig. 1**

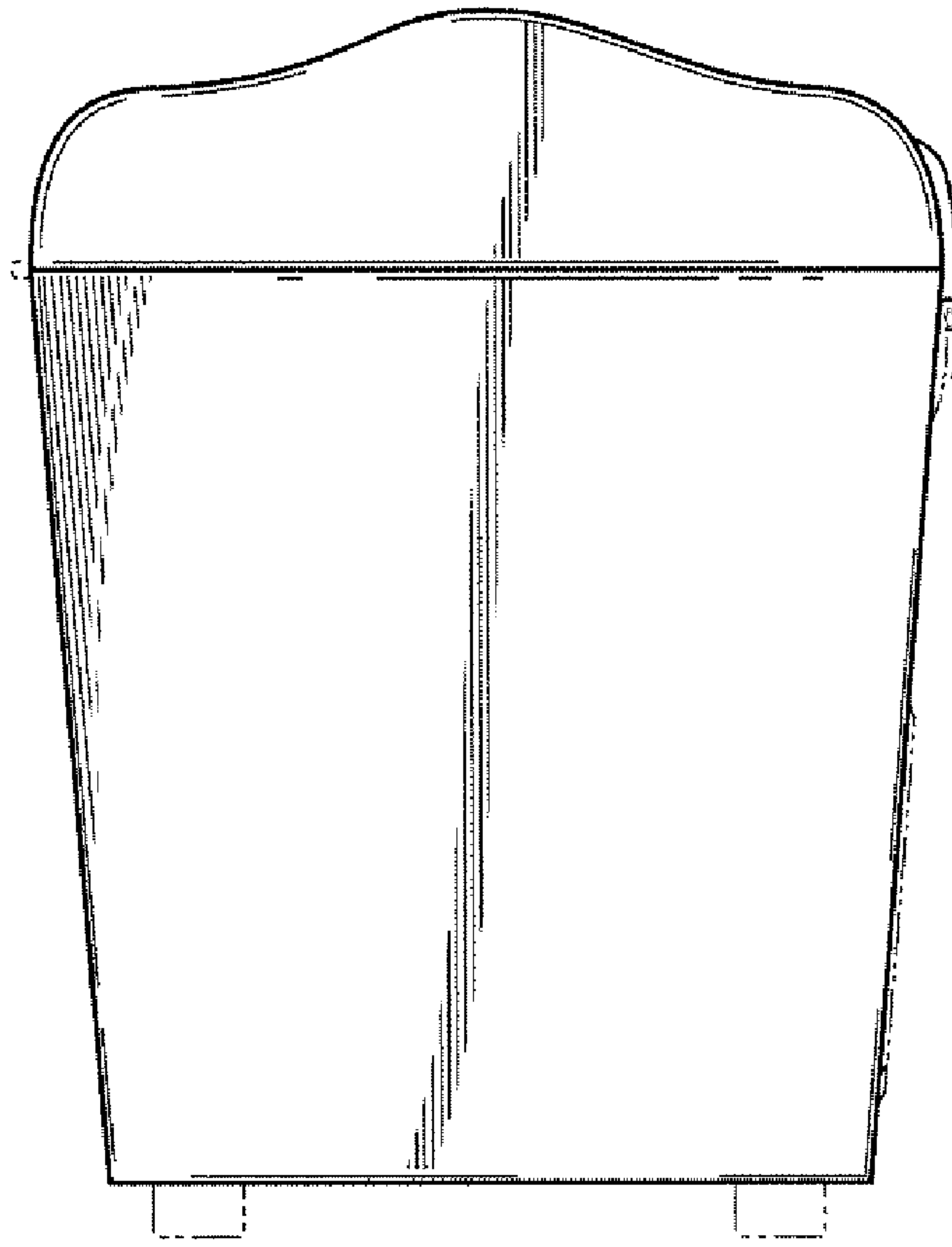
**Fig. 2**



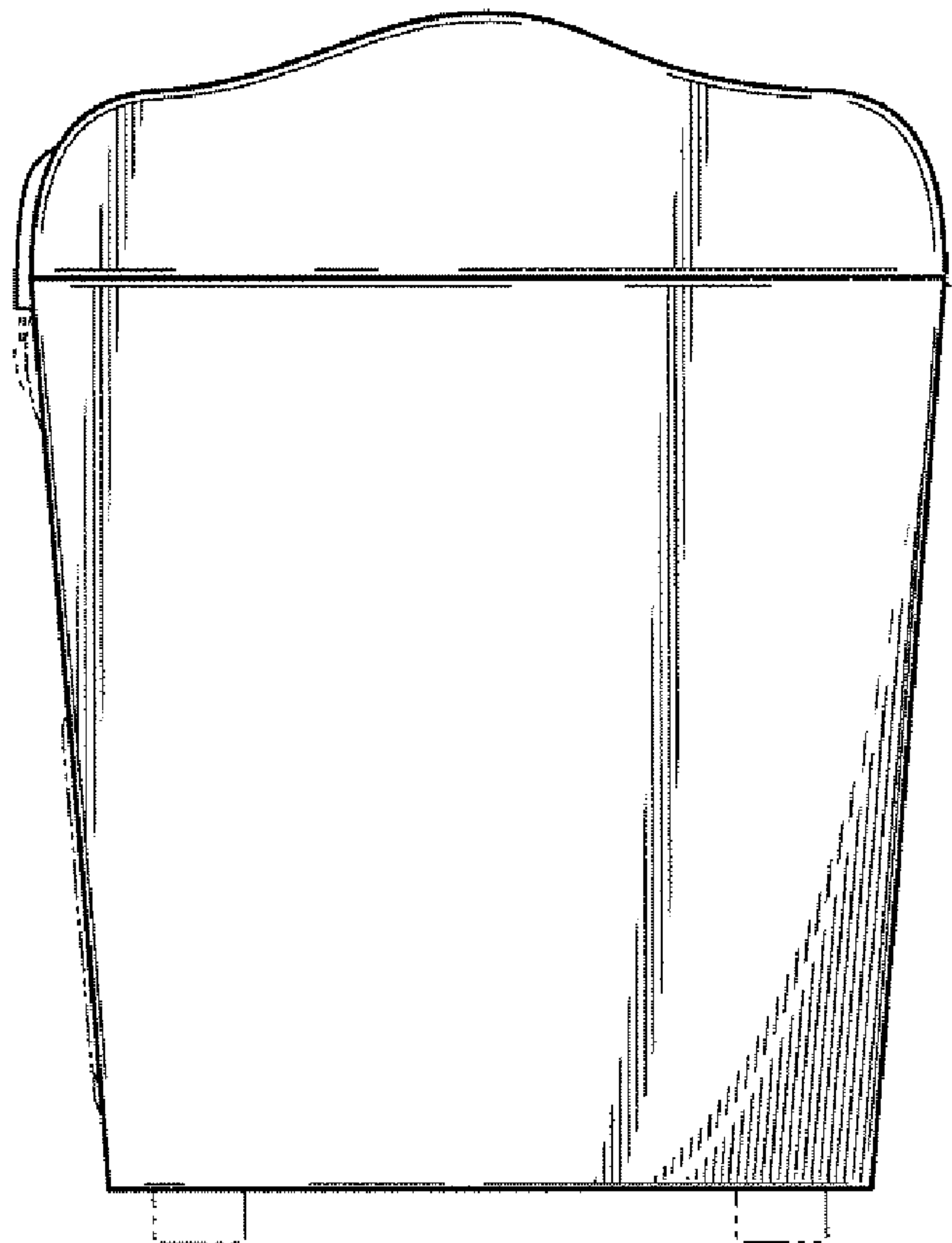
**Fig. 3**




**Fig. 4**



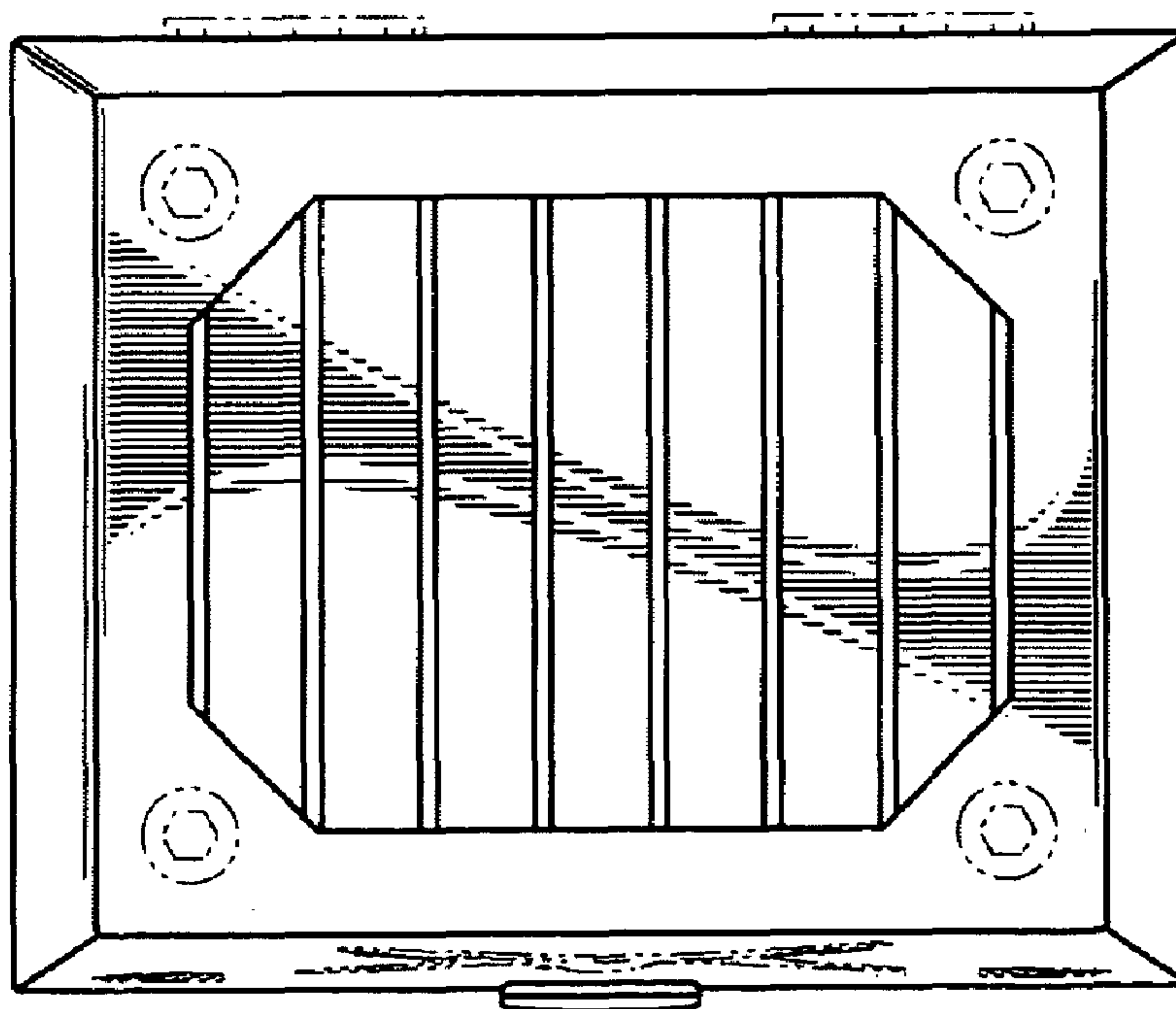
**Fig. 5**







**Fig. 6**



**Fig. 7**