



US00D587452S

(12) **United States Design Patent**
Bisson

(10) **Patent No.:** **US D587,452 S**

(45) **Date of Patent:** **** Mar. 3, 2009**

(54) **BOATING DOCK BOX**

(76) **Inventor:** **Monte Bisson**, 1815 Windjammer La.,
Huntington Beach, CA (US) 19815

(**) **Term:** **14 Years**

(21) **Appl. No.:** **29/288,098**

(22) **Filed:** **May 30, 2007**

(51) **LOC (9) Cl.** **03-01**

(52) **U.S. Cl.** **D3/272; D3/273**

(58) **Field of Classification Search** D3/272,
D3/273, 276, 282, 294-295, 302, 321, 905;
D6/432, 440, 442; D9/420, 424, 430; D34/1-3,
D34/11; 206/503, 505, 515, 518; 312/203-204
See application file for complete search history.

(56) **References Cited**

U.S. PATENT DOCUMENTS

D239,507 S *	4/1976	Setrakian	D3/272
3,987,829 A *	10/1976	Leone	220/796
D251,153 S *	2/1979	Thompson	D3/302
D294,659 S *	3/1988	Hanna et al.	D3/276
D309,106 S *	7/1990	Willson	D9/430
D321,091 S *	10/1991	Dickinson	D3/294
D327,756 S *	7/1992	Klein et al.	D34/1
D333,783 S *	3/1993	Perugini	D9/424
D364,468 S *	11/1995	Maple	D25/16
D365,154 S *	12/1995	Maple	D25/16
D374,772 S *	10/1996	Hotaling et al.	D3/276
D375,168 S *	10/1996	Hunt et al.	D25/16
5,564,586 A *	10/1996	Goodwin	220/844
D376,259 S *	12/1996	Dickinson et al.	D3/273

D381,512 S *	7/1997	Green	D3/294
D382,112 S *	8/1997	Egan	D3/273
D387,532 S *	12/1997	Taylor	D34/11
D389,646 S *	1/1998	Sankey et al.	D3/294
D398,430 S *	9/1998	Taylor	D34/11
D399,654 S *	10/1998	Mandell	D3/294
D404,868 S *	1/1999	Conn	D34/11
D405,263 S *	2/1999	Au	D3/294
D515,313 S *	2/2006	Uffner et al.	D3/294
D517,265 S *	3/2006	Berres et al.	D34/3
7,028,859 B2 *	4/2006	Moon et al.	220/4.28

* cited by examiner

Primary Examiner—Philip S Hyder

Assistant Examiner—Roselynn Cody

(74) *Attorney, Agent, or Firm*—The Adams Law Firm; Paul Adams

(57) **CLAIM**

The ornamental design for a boating dock box, as shown and described.

DESCRIPTION

FIG. 1 is a perspective view of the boating dock box showing my new design;


FIG. 2 is a front elevational view thereof;

FIG. 3 is a left side elevational view thereof; and,

FIG. 4 is a top plan view thereof.

The right side elevational view is a mirror image of the left side shown in FIG. 3.

1 Claim, 4 Drawing Sheets






FIG. 1

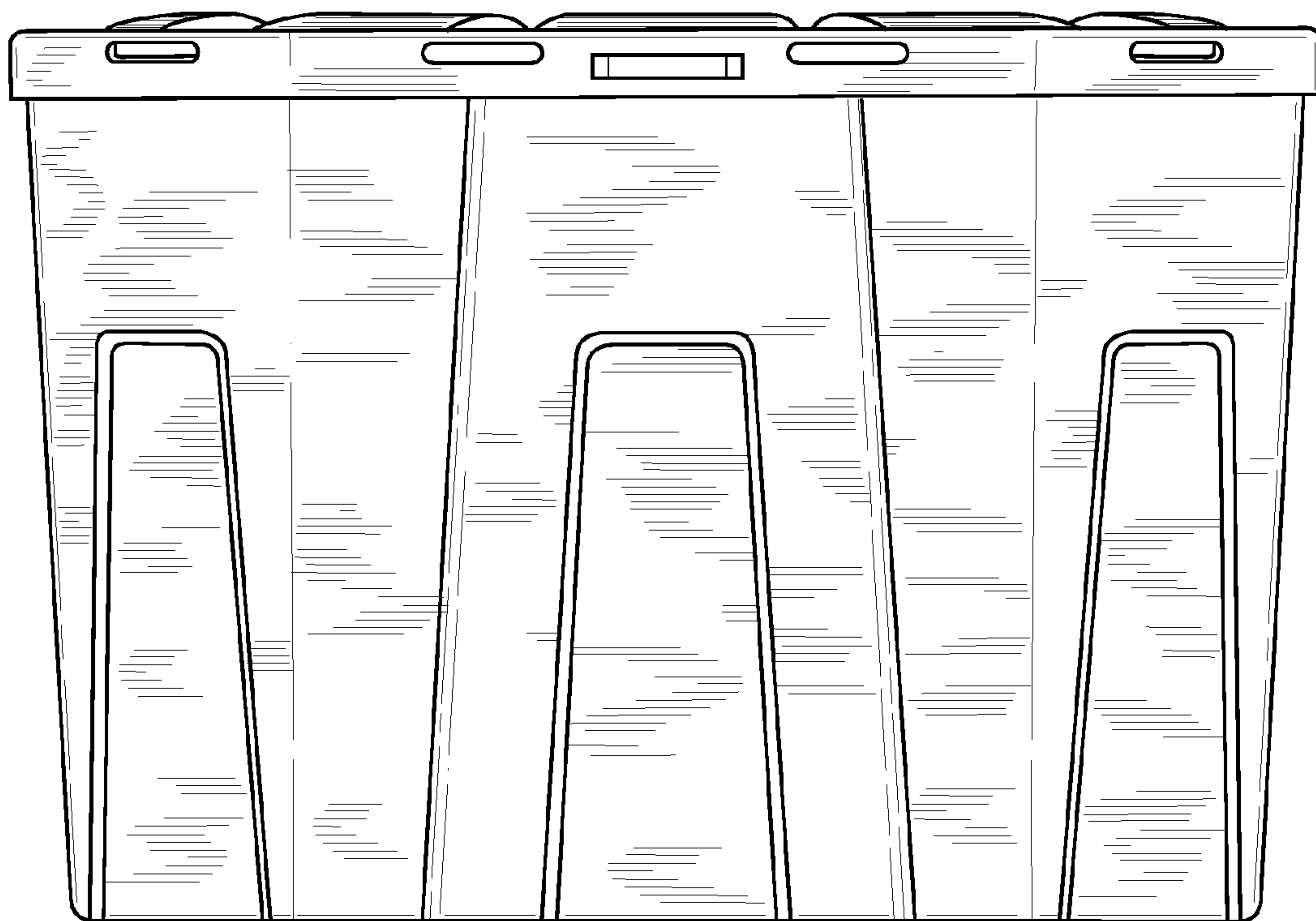


FIG. 2

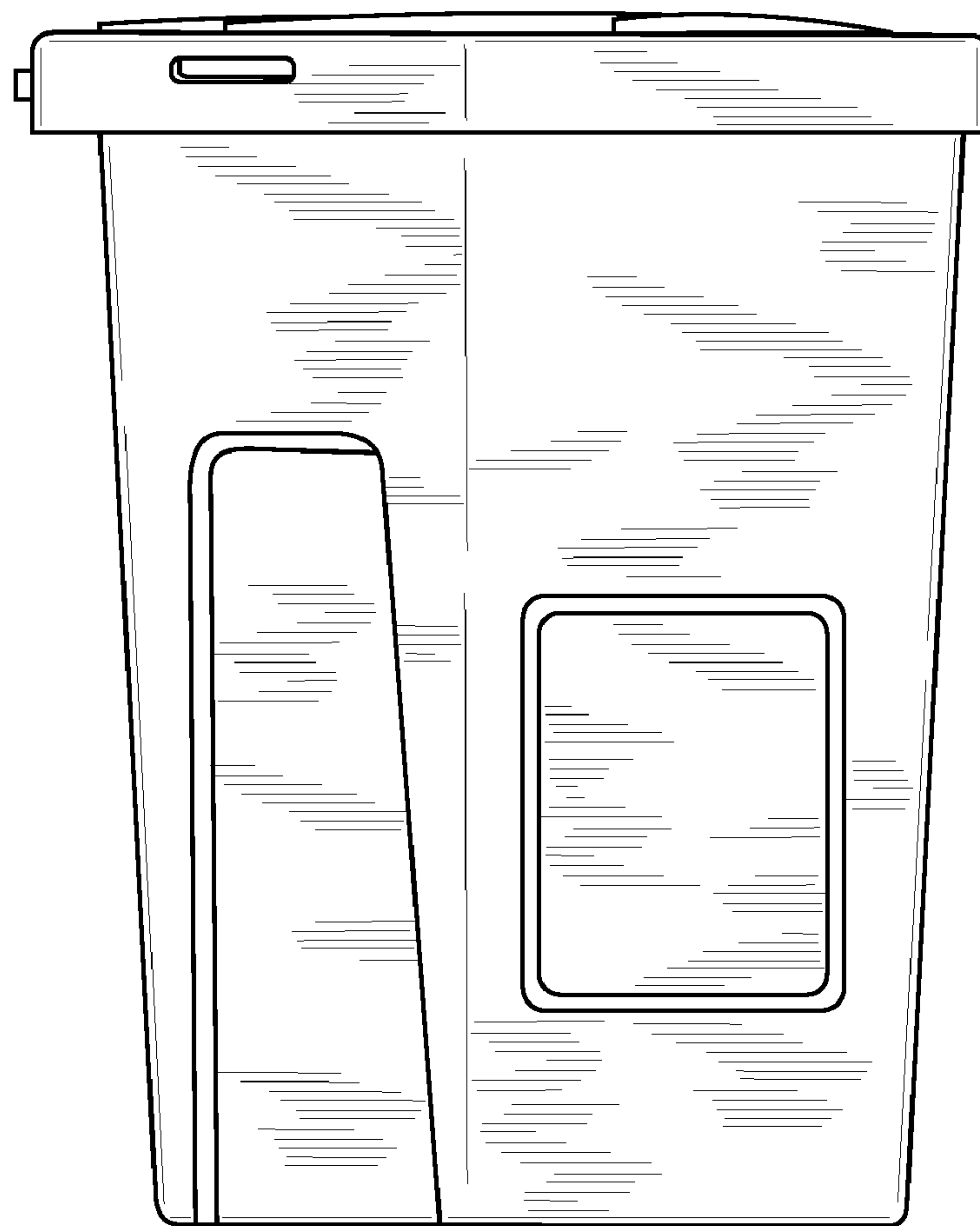


FIG. 3

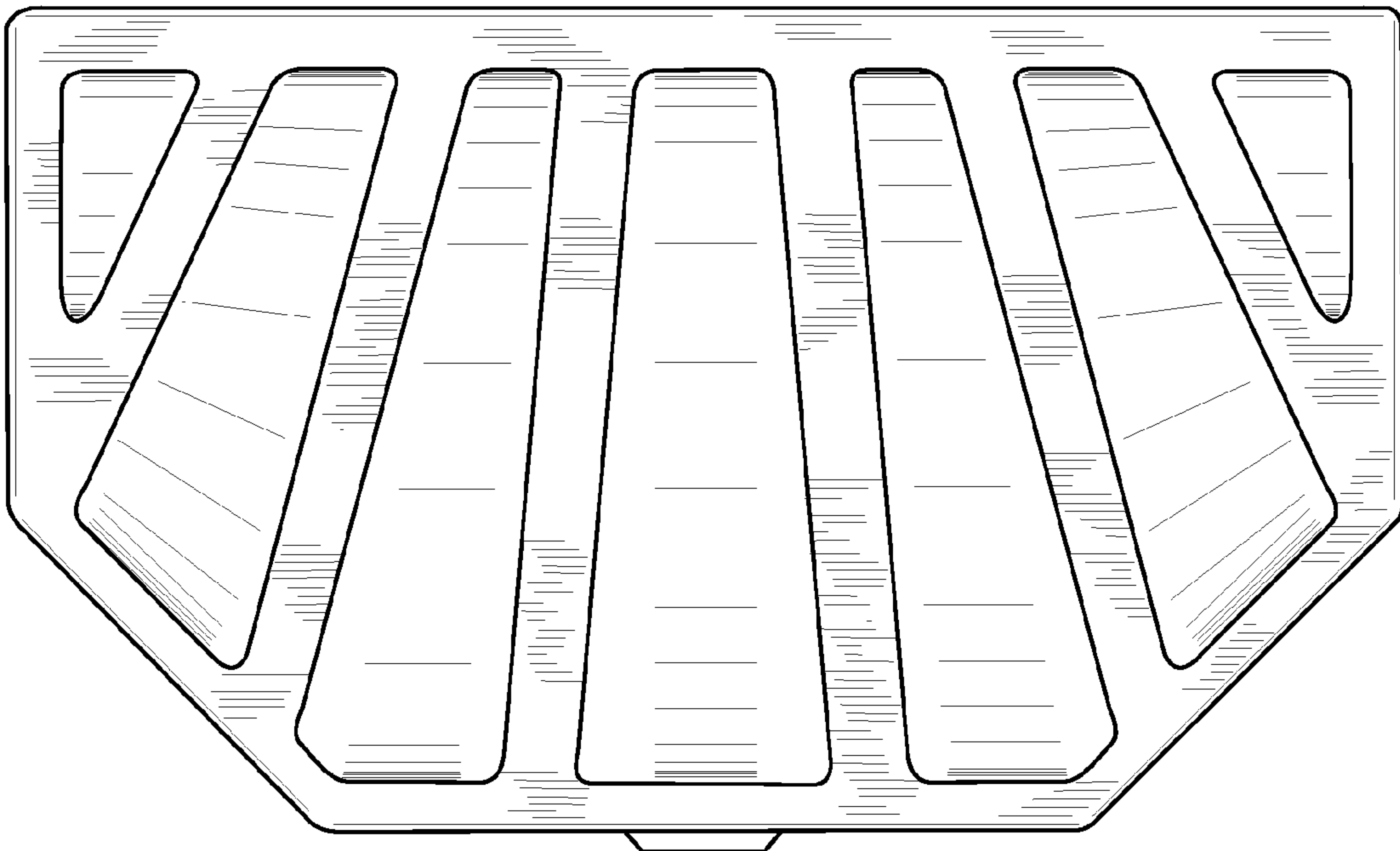


FIG. 4

UNITED STATES PATENT AND TRADEMARK OFFICE
CERTIFICATE OF CORRECTION

PATENT NO. : Des. 587,452 S
APPLICATION NO. : 29/288098
DATED : March 3, 2009
INVENTOR(S) : Montgomery Bisson

Page 1 of 1

It is certified that error appears in the above-identified patent and that said Letters Patent is hereby corrected as shown below:

On the title page item (76), the name of the inventor should be "Montgomery Bisson" instead of Monte Bisson and his correct address is "19815 Windjammer Lane" instead of 1815 Windjammer lane.

Signed and Sealed this

Twenty-second Day of December, 2009



David J. Kappos
Director of the United States Patent and Trademark Office